



KAWASAKI MACHINERY



About KAWASAKI MACHINERY

“Hatchobori” in Tokyo was once a logistics base for carrying goods inside the castle. Also, a PORT where people and information could travel to various parts of Japan.

KAWASAKI MACHINERY has held its office in such Hatchobori area in 1969 as overseas department of the Kawasaki Industrial Co., Ltd.. We have been delivering best Japan quality “KAWASAKI Professional Tools” to all over the world customers for more than 50 years. Our products have been well accepted worldwide for its Quality, Durability & Efficiency.

As a part of our 50th year anniversary, we have renewed our logo mark having meaning of Japanese Kanji 川 of Kawasaki (川崎) and K mark. With a small team of expertise, we will continue to strive our best to uphold our customers trust and would like to contribute in delivering the best Japanese quality products to the world for centuries.

All Kawasaki member

Our logo is changed

1969 - 2018



2019 -



KAWASAKI
TOOLS

Long History

KAWASAKI TOOLS are well accepted in more than 60 countries and used in different industries for varieties of applications for more than 50 years. We will continue delivering best quality Japan products to the valuable customers for centuries and many more.



Japan Quality

KAWASAKI TOOLS, each and every single part quality is carefully controlled in every process until the finish goods and the Japan quality reliable products are delivered around the world.

Wide Range

We have been expanding our range of products based on customer requirements and continue to expand further. Recently included products are Hose Reel, Battery tool, Socket and Jack.



IMPACT WRENCH



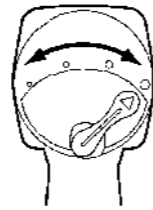
Applications

- Auto Service (Tyre / Maintenance)
- Heavy Bolt tightening in Construction (Highway / Bridge)
- Ship building and maintenance
- Small Industries (Metal works / Concrete pile)
- Railway works
- Pipe-line works in Oil & Gas Industries

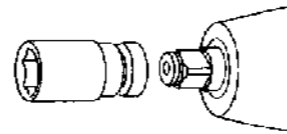
Features

- Composite, Light weight, Easy to handle
- High power torque compared to battery operated tools
- Robust, Durable and Easy to maintain

Instructions



Regulator Adjustment



Use appropriate impact sockets

Hammer Mechanism

Single Hammer



- Powerful hitting
- Easy maintenance

Pin Clutch



- Small hammers(round shape)realize light weight & big impact

Double Hammer



- Less vibration & stable hitting (twice per rotation)
- Long life

Single Loop Clutch



- High torque by centrifugal force
- Long life

Pinless Hammer



- Hammer & Hammer
- Pins are unified
- Powerful hitting

Double Loop Clutch



- Well balanced hitting makes stable torque
- Less vibration & Long life

Torque Comparison Chart

Model Number	Sq.Drive	Max. Torque (Nm)
KPT-12BB	3 / 8"(9.5)	70
KPT-12W	3 / 8"(9.5)	120
KPT-12CE	3 / 8"(9.5)	310
KPT-14ME	1 / 2"(12.7)	520
KPT-231	1 / 2"(12.7)	550
KPT-14SH-M	1 / 2"(12.7)	550
KPT-6231	1 / 2"(12.7)	580
KPT-14UP	1 / 2"(12.7)	580
KPT-6135	1 / 2"(12.7)	600
KPT-220P	3 / 4"(19)	750
KPT-6140	1 / 2"(12.7)	775
KPT-191P	3 / 4"(19)	780
KPT-229SL	3 / 4"(19)	930
KPT-25DC	3 / 4"(19)	1060
KPT-6141	1 / 2"(12.7)	1085
KPT-1460	3 / 4"(19)	1290
KPT-280P	3 / 4"(19)	1300
KPT-285P	3 / 4"(19)	1500
KPT-321P	1"(25.4)	2000
KPT-6460	3 / 4"(19)	2092
KPT-381SL	1"(25.4)	2300
KPT-421P	1"(25.4)	2350
KPT-381P	1"(25.4)	2500
KPT-452P	1"(25.4)	3100
KPT-450SL	1"(25.4)	3200
KPT-50SH	1"(25.4)	3200
KPT-6870	1"(25.4)	3210
KPT-6898	1"(25.4)	3240
KPT-55SA	1 - 1 / 2"(38.0)	5500



IMPACT WRENCH 
1/2" sq.drive



KPT-14UP
1/2" Sq.Drive



KPT-6135
1/2" Sq.Drive



KPT-14SH-M
1/2" Sq.Drive



KPT-231
1/2" Sq.Drive



KPT-6231
1/2" Sq.Drive

Specifications

Model Number	Bolt Capacity (mm)	Sq. Drive (mm)	Working Torque (Nm)	Max. Torque (Nm)	Free Speed (rpm)	Air Consumption (l/min)	Overall Length (mm)	Net Weight (kg)	Air Inlet (inch)
KPT-14UP	16	12.7	50 - 500	580	6,000	870	185	2.5	1 / 4
KPT-6135	16	12.7	67 - 580	600	8,500	1000	126	1.8	1 / 4
KPT-14SH-M	16	12.7	55 - 420	550	6,000	809	190	2.5	1 / 4
KPT-14SH-DL	16	12.7	55 - 420	550	6,000	809	190	2.5	1 / 4
KPT-231	16	12.7	55 - 475	550	6,900	586	195	2.5	1 / 4
KPT-6231	16	12.7	55 - 480	580	7,500	678	186	2.7	1 / 4



IMPACT WRENCH 
1/2" & 3/8" sq.drive



KPT-14ME
1/2" Sq.Drive



KPT-6140
1/2" Sq.Drive



KPT-6141
1/2" Sq.Drive



KPT-12CE
3/8" Sq.Drive



KPT-12W
3/8" Sq.Drive



KPT-12BB
3/8" Sq.Drive

Specifications

Model Number	Bolt Capacity (mm)	Sq. Drive (mm)	Working Torque (Nm)	Max. Torque (Nm)	Free Speed (rpm)	Air Consumption (l/min)	Overall Length (mm)	Net Weight (kg)	Air Inlet (inch)
KPT-14ME	16	12.7	50 - 450	520	6,000	810	185	2.1	1 / 4
KPT-6140	16	12.7	50 - 610	775	8,500	900	192	2.1	1 / 4
KPT-6141	19	12.7	50 - 1085	1085	8,500	900	179	1.65	1 / 4
KPT-12CE	12	9.5	50 - 270	310	7,500	708	173	1.4	1 / 4
KPT-12W	10	9.5	7 - 90	120	12,000	525	138	1.3	1 / 4
KPT-12BB	10	9.5	5 - 50	70	10,000	264	137	0.4	1 / 4

IMPACT WRENCH
RATCHET WRENCH
DRILL
GRINDER
HEAVY DUTY GRINDER
DRIVER
HAMMER/CHIPPER/BREAKER/RAMMER
SANDER
OTHERS
ACCESSORIES
COUPLINGS
MINI OILER
JACKS



IMPACT WRENCH 
3/4" sq.drive



KPT-25DC
3/4" Sq.Drive



COMPOSITE



KPT-6460
3/4" Sq.Drive



COMPOSITE



KPT-1460
3/4" Sq.Drive



KPT-285P
3/4" Sq.Drive



KPT-220P
3/4" Sq.Drive



Specifications

Model Number	Bolt Capacity (mm)	Sq. Drive (mm)	Working Torque (Nm)	Max. Torque (Nm)	Free Speed (rpm)	Air Consumption (l/min)	Overall Length (mm)	Net Weight (kg)	Air Inlet (inch)
KPT-25DC	25	19	270 - 900	1060	4,300	870	237	3.6	3 / 8
KPT-6460	25	19	100 - 1687	2092	6,000	198	209	3.0	3 / 8
KPT-1460	25	19	280 - 1170	1290	4,600	970	280	5.4	1 / 4
KPT-285P	25	19	270 - 900	1500	5,500	1112	220	6.5	3 / 8
KPT-220P	25	19	140 - 610	750	5,900	849	245	5.3	1 / 4



IMPACT WRENCH 
3/4" sq.drive



KPT-191P 3/4" Sq.Drive
KPT-191PL w/ 3" Long Anvil



KPT-280P 3/4" Sq.Drive
KPT-280PL w/ 3" Long Anvil



KPT-229SL 3/4" Sq.Drive w/ 6" Long Anvil
KPT-229S



Specifications

Model Number	Bolt Capacity (mm)	Sq. Drive (mm)	Working Torque (Nm)	Max. Torque (Nm)	Free Speed (rpm)	Air Consumption (l/min)	Overall Length (mm)	Net Weight (kg)	Air Inlet (inch)
KPT-191P	19	19	220 - 450	780	5,900	400	241	4.2	1 / 4
KPT-191PL	19	19	220 - 450	780	5,900	400	281	4.4	1 / 4
KPT-280P	28	19	280 - 950	1300	4,500	520	253	6.8	3 / 8
KPT-280PL	28	19	280 - 950	1300	4,500	520	292	7.0	3 / 8
KPT-229SL	25	19	340 - 750	930	4,500	650	497	7.5	3 / 8
KPT-229S	25	19	340 - 750	930	4,500	650	497	7.5	3 / 8

IMPACT WRENCH

RATCHET WRENCH

DRILL

GRINDER

HEAVY DUTY GRINDER

DRIVER

HAMMER / CHIPPER / BREAKER / RAMMER

SANDER

OTHERS

ACCESSORIES

COUPLINGS MINI OILER

JACKS



IMPACT WRENCH

1" sq.drive - Pistol type



NEW



KPT-6870 1" Sq.Drive
KPT-6876 w/ 6" Long Anvil



COMPOSITE

Specifications

Model Number	Bolt Capacity (mm)	Sq. Drive (mm)	Working Torque (Nm)	Max. Torque (Nm)	Free Speed (rpm)	Air Consumption (l/min)	Overall Length (mm)	Net Weight (kg)	Air Inlet (inch)
KPT-6870	32	25.4	2200 - 2400	2400	5,500	1227	256	5.9	1 / 2
KPT-6876	32	25.4	2200 - 2400	2400	5,500	1227	417	6.8	1 / 2




IMPACT WRENCH

1" sq.drive - Pistol type



JAPAN



KPT-321P 1" Sq.Drive
KPT-321PL w/ 8" Long Anvil



JAPAN



KPT-381P 1" Sq.Drive
KPT-381PL w/ 8" Long Anvil



JAPAN



KPT-421P 1" Sq.Drive
KPT-421PL w/ 8" Long Anvil



JAPAN



KPT-452P 1" Sq.Drive
KPT-452PL w/ 8" Long Anvil



Specifications

Model Number	Bolt Capacity (mm)	Sq. Drive (mm)	Working Torque (Nm)	Max. Torque (Nm)	Free Speed (rpm)	Air Consumption (l/min)	Overall Length (mm)	Net Weight (kg)	Air Inlet (inch)
KPT-321P	32	25.4	590 - 1500	2000	4,300	770	266	9.5	3 / 8
KPT-321PL	38	25.4	590 - 1500	2000	4,300	770	432	11.5	3 / 8
KPT-381P	38	25.4	750 - 1900	2500	4,500	700	266	10.3	3 / 8
KPT-381PL	38	25.4	750 - 1900	2500	4,500	700	432	14.3	3 / 8
KPT-421P	41	25.4	900 - 2100	2350	4,700	900	268	10.9	3 / 8
KPT-421PL	41	25.4	900 - 2100	2350	4,700	900	432	12.4	3 / 8
KPT-452P	45	25.4	1200 - 2500	3100	2,900	850	322	14.2	1 / 2
KPT-452PL	45	25.4	1200 - 2500	3100	2,900	850	510	16.2	1 / 2

IMPACT WRENCH

RATCHET WRENCH

DRILL

GRINDER

HEAVY DUTY GRINDER

DRIVER

HAMMER/CHIPPER/BREAKER/RAMMER

SANDER

OTHERS

ACCESSORIES

COUPLINGS MINI OILER

JACKS



KPT-6898
1" Sq.Drive w/ 8" Long Anvil

KPT-6890

Specifications

Model Number	Bolt Capacity (mm)	Sq. Drive (mm)	Working Torque (Nm)	Max. Torque (Nm)	Free Speed (rpm)	Air Consumption (l/min)	Overall Length (mm)	Net Weight (kg)	Air Inlet (inch)
KPT-6898	38	25.4	2200 - 2400	2400	5,500	212	615	7.9	1 / 2
KPT-6890	38	25.4	2200 - 2400	2400	5,500	212	403	6.5	1 / 2



IMPACT WRENCH

1" & 1-1/2" sq.drive - Straight type



KPT-381SL



KPT-381S

KPT-381SL 1" Sq.Drive w/ 8" Long Anvil

KPT-381S



KPT-50SH



KPT-50SH-2

KPT-50SH 1" Sq.Drive w/ 8" Long Anvil

KPT-50SH-2



KPT-450SL



KPT-450S

KPT-450SL 1" Sq.Drive w/ 8" Long Anvil

KPT-450S



KPT-55SA 1-1/2" Sq.Drive



Specifications

Model Number	Bolt Capacity (mm)	Sq. Drive (mm)	Working Torque (Nm)	Max. Torque (Nm)	Free Speed (rpm)	Air Consumption (l/min)	Overall Length (mm)	Net Weight (kg)	Air Inlet (inch)
KPT-381SL	38	25.4	860 - 2000	2300	4,400	650	557	12.0	1 / 2
KPT-381S	38	25.4	860 - 2000	2300	4,400	650	391	10.5	1 / 2
KPT-50SH	45	25.4	1400 - 2700	3200	2,900	700	580	16.5	1 / 2
KPT-50SH-2	45	25.4	1400 - 2700	3200	2,900	700	392	14.8	1 / 2
KPT-450SL	45	25.4	1200 - 2500	3200	3,200	850	632	17.1	1 / 2
KPT-450S	45	25.4	1200 - 2500	3200	3,200	850	444	15.1	1 / 2
KPT-55SA	55	38.0	1500 - 4200	5500	3,000	870	553	18.1	1 / 2

IMPACT WRENCH

RATCHET WRENCH

DRILL

GRINDER

HEAVY DUTY GRINDER

DRIVER

HAMMER/CHIPPER/BREAKER/RAMMER

SANDER

OTHERS

ACCESSORIES

COUPLINGS MINI OILER

JACKS

RATCHET WRENCH



Applications

Auto Service (Motorbike / Engine parts)
Small Industries (Metal works / Furniture)

Features

Compact body allows to use in narrow space
Long Life and Easy to maintain

Instructions

Ratchet Pact



Free from any mechanical shock thereby protecting arm & wrist while tightening bolt.
Noise level is minimum compared to regular ratchet wrenches.

JAPAN



KPT-620 1/4" sq.drive
KPT-625 3/8" sq. drive



Ratchepact

mini

JAPAN



KPT-3160 3/8" sq. drive
KPT-3165 1/2" sq. drive



Ratchepact

Specifications

Model Number	Bolt Capacity (mm)	Sq. Drive (mm)	Working Torque (Nm)	Max. Torque (Nm)	Free Speed (rpm)	Air Consumption (l/min)	Overall Length (mm)	Net Weight (kg)	Air Inlet (inch)
KPT-620	8	6.35	10 - 34	68	500	396	155	0.6	1 / 4
KPT-625	10	9.5	10 - 41	68	500	396	155	0.6	1 / 4
KPT-3160	10	9.5	13 - 90	100	450	546	295	1.4	1 / 4
KPT-3165	10	12.7	13 - 90	100	450	546	295	1.4	1 / 4



RATCHET WRENCH

JAPAN



KPT-700 3/8" sq. drive
KPT-705 1/4" sq.drive

mini

JAPAN



KPT-1170 3/8" sq. drive
KPT-1175 1/2" sq. drive

JAPAN



KPT-3300 1/4" sq.drive
KPT-3310 3/8" sq. drive

mini

JAPAN



KPT-3171 3/8" sq. drive
KPT-3176 1/2" sq. drive

NEW



KPT-6022
1/2" sq. drive

NEW



KPT-6017
3/8" sq. drive

Specifications

Model Number	Bolt Capacity (mm)	Sq. Drive (mm)	Working Torque (Nm)	Max. Torque (Nm)	Free Speed (rpm)	Air Consumption (l/min)	Overall Length (mm)	Net Weight (kg)	Air Inlet (inch)
KPT-700	10	9.5	6 - 43	55	310	485	170	0.5	1 / 4
KPT-705	10	6.35	6 - 33	55	310	485	170	0.5	1 / 4
KPT-1170	10	9.5	13 - 91	160	160	525	254	1.2	1 / 4
KPT-1175	10	12.7	13 - 115	160	160	525	254	1.2	1 / 4
KPT-3300	8	6.35	6 - 33	55	220	566	200	0.6	1 / 4
KPT-3310	10	9.5	6 - 33	55	220	566	200	0.6	1 / 4
KPT-3171	10	9.5	13 - 120	160	180	648	270	1.3	1 / 4
KPT-3176	10	12.7	13 - 120	160	180	648	270	1.3	1 / 4
KPT-6022	10	12.7	6 - 80	80	160	698	265	0.7	1 / 4
KPT-6017	10	9.5	6 - 40	40	350	514	180	0.7	1 / 4

DRILL



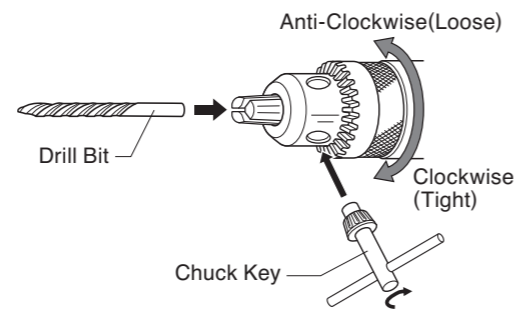
Applications

Auto Service(Body works)
Small Industries(metal works,furniture>window works,Glass, Plastic)
General Purpose

Features

Concentricity part design delivers precise drilling action
Long Life and Easy to maintain
Easy to handle due to its light weight and compact size.
High quality chucks can be selected from the options mentioned.

Instructions



Fixing the Drill bit: Keep the Drill jaw in open condition, attach the drill bit , Press the sleeve & rotate the drill slowly in forward direction to fix the drill bit
Removing the Drill bit : Press the sleeve & rotate the drill in reverse direction to remove the drill bit(keyless chuck)
Attach the key to the Chuck hole & rotate anti-clockwise to remove the drill bit(key chuck)



K-3 3/8"(10mm)
K-6 1/2" (13mm)
Standard Chuck with Key



KHB-10 3/8"(10mm)
KHB-13 1/2" (13mm)
Hybrid Chuck with Key



KLS-10 3/8"(10mm)
KLS-13 1/2" (13mm)
Keyless Chuck



DRILL



KPT-3868 3/8"(10mm)
KPT-3871 1/2" (13mm)
Reversible
COMPOSITE



KPT-68 3/8"(10mm)
KPT-71 1/2" (13mm)
Reversible



KPT-63D 3/8"(10mm)
Oneway



KPT-74B 3/8"(10mm)
Oneway



KPT-64ADR 3/8"(10mm)
KPT-67ADR 1/2" (13mm)
Reversible


Specifications

Model Number	Chuck Capacity (mm)	Spindle Size (inch-THD)	Free Speed (rpm)	Air Consumption (l/min)	Overall Length (mm)	Net Weight (kg)	Air Inlet (inch)
*KPT-3868	13	3 / 8" - 24	1,800	130	195	0.9	1 / 4
*KPT-3871	10	3 / 8" - 24	450	140	230	1.2	1 / 4
KPT-68	10	3 / 8 - 24	2,200	667	195	1.2	1 / 4
KPT-71	13	3 / 8 - 24	500	667	220	1.6	1 / 4
KPT-63D	10	3 / 8 - 24	2,500	465	170	0.7	1 / 4
KPT-74B	10	3 / 8 - 24	3,800	667	192	0.7	1 / 4
KPT-64ADR	10	3 / 8 - 24	1,800	546	208	1.0	1 / 4
KPT-67ADR	13	3 / 8 - 24	220	546	220	1.3	1 / 4

*KPT-3868 and KPT-3871: with original chuck.

IMPACT WRENCH
RATCHET WRENCH
DRILL
GRINDER
HEAVY DUTY GRINDER
DRIVER
HAMMER/CHIPPER/BREAKER/RAMMER
SANDER
OTHERS
ACCESSORIES
COUPLINGS
MINI OILER
JACKS

GRINDER



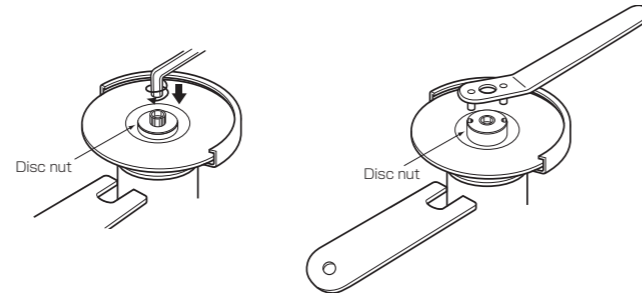
Applications

Iron Works
Small Industries (Die Maintenance / Rust, Burr & Paint removal)
Ship building/maintenance

Features

Concentricity part design delivers precise operation
Few built-in parts and easy to maintain
Compact and Light weight

Instructions



Fix the spanner to the shaft & using Disc wrench or Hex Wrench loosen the disc nut



KPT-9201L
For 2" Disc, Safety Lever



KPT-9201R
For 2" Disc, Rotary

Specifications

Model Number	Chuck Capacity (mm)	Spindle Size (inch-THD)	Free Speed (rpm)	Air Consumption (l/min)	Overall Length (mm)	Net Weight (kg)	Air Inlet (inch)
KPT-9201L	50	1 / 4" - 28	15,000	694	180	0.7	1 / 4
KPT-9201R	50	1 / 4" - 28	15,000	694	180	0.6	1 / 4



GRINDER



KPT-100AL
For 4" Disc, Safety Lever



KPT-100ARG
For 4" Disc, Rotary



KPT-125A
For 5" Disc, Safety Lever



KPT-126
For 5" Disc, Rotary



KPT-183
For 7" Disc, Rotary



KPT-184
For 7" Disc, Safety Lever

Specifications

Model Number	Disc Size (mm)	Spindle Size (inch-THD)	Free Speed (rpm)	Air Consumption (l/min)	Overall Length (mm)	Net Weight (kg)	Air Inlet (inch)
KPT-100AL	100 x 16 x 3.5 - 6.0	M10 x 1.5	12,000	566	229	1.7	1 / 4
KPT-100ARG	100 x 16 x 3.5 - 6.0	M10 x 1.5	12,000	566	229	2.0	1 / 4
KPT-125A	125 x 22.5 x 2.0 - 6.0	M14 x 2.0	12,000	566	229	1.7	1 / 4
KPT-126	125 x 22.5 x 2.0 - 6.0	M14 x 2.0	12,000	566	229	1.7	1 / 4
KPT-183	180 x 22.5 x 1.0 - 6.0	M14 / M16 x 2.0	7,500	786	270	3.5	3 / 8
KPT-184	125 x 22.5 x 2.0 - 6.0	M14 / M16 x 2.0	7,500	786	320	3.5	3 / 8

IMPACT WRENCH

RATCHET WRENCH

DRILL

GRINDER

HEAVY DUTY GRINDER

DRIVER

HAMMER / CHIPPER / BREAKER / RAMMER

SANDER

OTHERS

ACCESSORIES

COUPLINGS MINI OILER

JACKS



GRINDER

JAPAN



KPT-22DG
Die Grinder

JAPAN



KPT-24DG
Die Grinder

JAPAN



KPT-26DG
Die Grinder

JAPAN



KPT-28DGS
Die Grinder

Specifications *6.35mm Collet Available

Model Number	Collet Size (mm)	Free Speed (rpm)	Air Consumption (l/min)	Overall Length (mm)	Net Weight (kg)	Air Inlet (inch)
KPT-22DG	6	25,000	465	120	0.3	1 / 4
KPT-24DG	6	23,000	688	120	0.5	1 / 4
KPT-26DG	6	21,000	506	120	0.5	1 / 4
KPT-28DGS	6	3,800	667	120	0.7	1 / 4



GRINDER

JAPAN



KPT-3200
Die Grinder

JAPAN



KPT-3210
Die Grinder

JAPAN



KPT-3220
Die Grinder

NEW



KPT-1105
Die Grinder

NEW



KPT-1105A
Die Grinder

NEW



KPT-MG3
3mm Micro Grinder

KPT-MG6
6mm Micro Grinder

Specifications

Model Number	Collet Size (mm)	Free Speed (rpm)	Air Consumption (l/min)	Overall Length (mm)	Net Weight (kg)	Air Inlet (inch)
KPT-3200	6	23,000	566	153	0.4	1 / 4
KPT-3210	6	20,000	546	160	0.6	1 / 4
KPT-3220	6	20,000	566	194	0.6	1 / 4
KPT-1105	6	25,000	505	179	0.5	1 / 4
KPT-1105A	6	20,000	505	182	0.6	1 / 4

Model Number	Collet Size (mm)	Free Speed (rpm)	Air Consumption (l/min)	Hose Length (mm)	Overall Length (mm)	Net Weight (kg)	Air Inlet (inch)
KPT-MG3	3.00	65,000	466	1350	140	0.2	1 / 4
KPT-MG6	6.00	35,000	466	1300	150	0.2	1 / 4

IMPACT WRENCH

RATCHET WRENCH

DRILL

GRINDER

HEAVY DUTY GRINDER

DRIVER

HAMMER / CHIPPER / BREAKER / RAMMER

SANDER

OTHERS

ACCESSORIES

COUPLINGS MINI OILER

JACKS



HEAVY DUTY GRINDER

Disc grinder



KPT-NG65A-DS
For 2.5" Disc, Safety Lever



KPT-NG65A-DR
For 2.5" Disc, Rotary



KPT-NG75A-DS
For 3" Disc, Safety Lever



KPT-NG75A-DR
For 3" Disc, Rotary



KPT-NG125A-DSG
For 5" Disc, Safety Lever w/ Governor



KPT-NG125A-DRG
For 5" Disc, Rotary w/ Governor



KPT-NG150A-DSG
For 6" Disc, Safety Lever w/ Governor



KPT-NG150A-DRG
For 6" Disc, Rotary w/ Governor

Specifications

Model Number	Collet Size (mm)	Spindle Size (THD)	Free Speed (rpm)	Air Consumption (l/min)	Overall Length (mm)	Net Weight (kg)	Air Inlet (inch)
KPT-NG65A-DS	65 × 13 × 9.5	3 / 8" - 16 THD	16,000	500	335	1.4	3 / 8
KPT-NG65A-DR	65 × 13 × 9.5	3 / 8" - 16 THD	16,000	500	220	1.3	3 / 8
KPT-NG75A-DS	75 × 13 × 9.5	3 / 8" - 16 THD	15,000(w / o governor)	600	335	1.5	3 / 8
KPT-NG75A-DR	75 × 13 × 9.5	3 / 8" - 16 THD	15,000(w / o governor)	600	280	1.5	3 / 8
KPT-NG125A-DSG	125 × 19 × 12.7	1 / 2" - 12 THD	7,200	1251	430	3.1	1 / 2
KPT-NG125A-DRG	100 × 19 × 12.7	1 / 2" - 12 THD	7,200	1251	395	3.1	1 / 2
KPT-NG150A-DSG	150 × 25 × 15.9	5 / 8" - 11 THD	6,000	1251	490	4.4	1 / 2
KPT-NG150A-DRG	150 × 25 × 15.9	5 / 8" - 11 THD	6300	1251	445	4.4	1 / 2



HEAVY DUTY GRINDER

Die Grinder



KPT-NG25A-CS Safety Lever
KPT-NG25L-CS Long Version



KPT-NG25A-CR Rotary
KPT-NG25L-CR Long Version



KPT-NG45A-CS
Safety Lever




KPT-NG45A-CR
Rotary




KPT-NG65A-CS Die Grinder Safety Lever
KPT-NG65L-CS Die Grinder Safety Lever Long Version



KPT-NG65A-CR Die Grinder Rotary
KPT-NG65L-CR Die Grinder Rotary Long Version



KPT-NG75A-CS Die Grinder Safety Lever
KPT-NG75L-CS Die Grinder Safety Lever Long Version



KPT-NG75A-CR Die Grinder Rotary
KPT-NG75L-CR Die Grinder Rotary Long Version

Specifications

Model Number	Collet Size (mm)	Free Speed (rpm)	Air Consumption (l/min)	Overall Length (mm)	Net Weight (kg)	Air Inlet (inch)
KPT-NG25A-CS	3 / 6 / 6.35	24,000	400	179	0.7	1 / 4
KPT-NG25L-CS	3 / 6 / 6.35	24,000	400	284	1.1	1 / 4
KPT-NG25A-CR	3 / 6 / 6.35	24,000	400	169	0.7	1 / 4
KPT-NG25L-CR	3 / 6 / 6.35	24,000	400	300	1.2	1 / 4
KPT-NG45A-CS	3 / 6 / 6.35	20,000	400	157	0.6	3 / 8
KPT-NG45A-CR	3 / 6 / 6.35	20,000	400	167	0.7	3 / 8
KPT-NG65A-CS	6 / 6.35	16,000	500	365	1.3	3 / 8
KPT-NG65L-CS	6 / 6.35	16,000	600	425	1.4	3 / 8
KPT-NG65A-CR	6 / 6.35	16,000	600	310	1.2	3 / 8
KPT-NG65L-CR	6 / 6.35	16,000	600	370	1.4	3 / 8
KPT-NG75A-CS	6 / 6.35	15,000	600	365	1.4	3 / 8
KPT-NG75L-CS	6 / 6.35	15,000	600	570	2.4	3 / 8
KPT-NG75A-CR	6 / 6.35	15,000	600	310	1.4	3 / 8
KPT-NG75L-CR	6 / 6.35	15,000	600	515	2.4	3 / 8

DRIVER



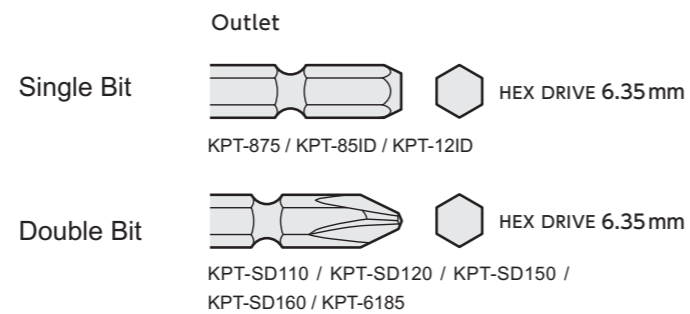
Applications

Small industries (Furnitures, Wood work and assembly operations)
General purpose

Features

Easy to operate
Compact and Light weight

Instructions



*Can be customized to double bit.



KPT-SD110
Screw Driver



KPT-SD150
Screw Driver, Low Speed



KPT-SD120
Screw Driver

KPT-SD160
Screw Driver, Low Speed



Specifications

Model Number	Capacity (mm)	Hex. Drive (mm)	Working Torque (Nm)	Free Speed (rpm)	Air Consumption (l/min)	Overall Length (mm)	Net Weight (kg)	Air Inlet (inch)
KPT-SD110	6	6.35	5 - 34.3	2,200	304	205	1.2	1/4
KPT-SD120	6	6.35	5 - 15	1,800	304	250	1.1	1/4
KPT-SD150	6	6.35	5 - 29.8	800	304	240	1.4	1/4
KPT-SD160	6	6.35	5 - 15	800	304	265	1.3	1/4



DRIVER



KPT-875
Impact Driver



KPT-6185
Impact Driver



KPT-85ID
Impact Driver



KPT-12ID
Impact Driver



mini

Specifications

Model Number	Capacity (mm)	Hex. Drive (mm)	Working Torque (Nm)	Free Speed (rpm)	Air Consumption (l/min)	Overall Length (mm)	Net Weight (kg)	Air Inlet (inch)
KPT-875	6	6.35	7 - 70	11,500	647	150	1.2	1/4
KPT-6185	6 - 10	6.35	10 - 95	9,500	573	165	1.0	1/4
KPT-85ID	6	6.35	7 - 41	16,000	404	125	0.7	1/4
KPT-12ID	6	6.35	5 - 50	10,000	264	143	0.5	1/4

HAMMER / CHIPPER / BREAKER / RAMMER



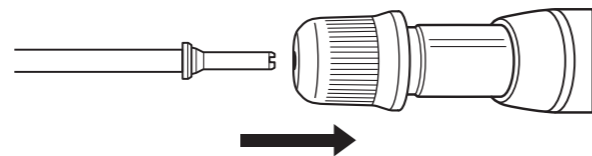
Applications

- Construction works
(Concrete breaking / Cement / Underground work)
- Manufacturing industries (Hardening of sand mold / Furnace cleaning)
- Musical instruments

Features

- Powerful operation
- Robust, Durable and Easy to maintain
- Different chisels are available for various applications

Instructions



Pressing hammer sleeve towards the tool & attach the chisel.
Once you release the sleeve, chisel gets fixed.
(one touch chisel holder)



KPT-52 Hammer
KPT-52K Hammer Kit



KPT-0219 Hammer
KPT-0219K Hammer Kit

Specifications

Model Number	Shank Opening (mm)	Piston Dia. (mm)	Piston Stroke (mm)	Blows/Min. (bpm)	Overall Length (mm)	Air Consumption (l/min)	Net Weight (kg)	Air Inlet (inch)
KPT-52								
KPT-52K	10.2	19.0	55	3,000	216	404	1.7	1/4
KPT-0219								
KPT-0219K	11.2	19.0	71	3,000	228	696	2.0	1/4



HAMMER / CHIPPER / BREAKER / RAMMER



NC-0S / NC-1S / NC-2S / NC-3S

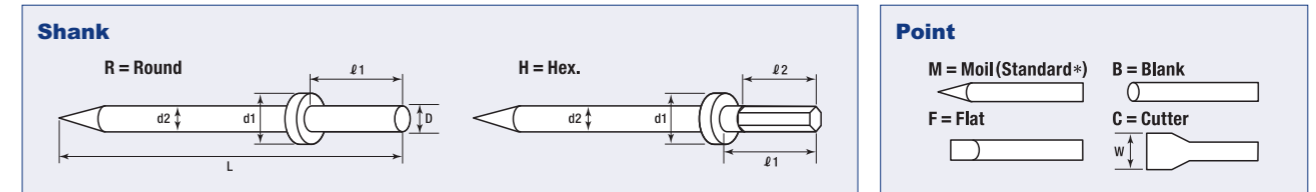
Chipping Hammer ("H"= Hex. Shank / "R"= Round Shank)



AA-10A / AA-15A / AA-30A

Chipping Hammer ("H"= Hex. Shank / "R"= Round Shank)

SizeChart For Chisels



Type	Model Number	Shank		Point				Width	Size(mm)					
		R	H	M	B	F	C		L	l1	l2	D	d1	d2
A	NC-0S	R	H	M	B	F	C	40	40	200	30	12.7	20	16
B	NC-1S ~ NC-3S AA-10A ~ AA-30S	R	H	M	B	F	C	70	70	250	40	17.5	27	20

Specifications

Model Number	Piston Dia. (mm)	Piston Stroke (mm)	Blows/Min. (bpm)	Overall Length (mm)	Air Consumption (l/min)	Net Weight (kg)	Air Inlet (inch)	Hose Dia. (mm)
NC-0S	20	45	3,000	246	350	2.6	3/8	9.5
NC-1S	28.5	26	3,000	355	550	5.5	3/8	9.5
NC-2S	28.5	52	2,600	375	600	6.2	3/8	9.5
NC-3S	28.5	76	2,300	420	600	6.5	3/8	9.5
AA-10A	24.0	51	2,800	295	400	4.2	3/8	12.7
AA-15A	24.0	70	2,200	330	400	4.7	3/8	12.7
AA-30A	28.0	79	2,200	345	500	6.2	3/8	12.7



HAMMER / CHIPPER / BREAKER / RAMMER 



KPT-F1 Flux Chipper
KPT-F1J-V2 Needle Scaler



KPT-F2 Flux Chipper



KPT-F3 Flux Chipper



KPT-F4 Needle Scaler Kit



KPT-F5 Flux Chipper



KPT-F6 Needle Scaler Kit

Specifications

Model Number	Piston Dia. (mm)	Piston Stroke (mm)	Blows/Min. (bpm)	Overall Length (mm)	Air Consumption (l/min)	Net Weight (kg)	Air Inlet (inch)
KPT-F1	20	12	5,000	175	150	0.9	1 / 4
KPT-F1J-V2	20	12	5,000	230	150	1.3	1 / 4
KPT-F2	22	22	4,000	187	250	1.1	1 / 4
KPT-F3	20	12	4,000	198	250	1.8	1 / 4
KPT-F4	20	12	4,000	395	250	2.7	1 / 4
KPT-F5	25	22	4,000	232	400	1.7	1 / 4
KPT-F6	25	22	4,000	410	404	2.6	1 / 4



HAMMER / CHIPPER / BREAKER / RAMMER 

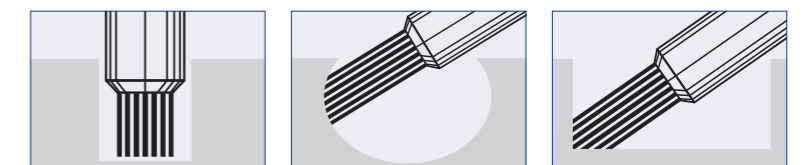


KPT-0110 Needle Scaler



KPT-0280 Needle Scaler

SELF ADJUSTABLE NEEDLE



Self adjusting needle based on working area.

Specifications

Model Number	Piston Dia. (mm)	Piston Stroke (mm)	Blows/Min. (bpm)	Overall Length (mm)	Air Consumption (l/min)	Net Weight (kg)	Air Inlet (inch)
KPT-0110	23	33	3700	330	514	2.7	1 / 4
KPT-0280	28	28	3500	350	1285	3.6	1 / 4

IMPACT WRENCH

RATCHET WRENCH

DRILL

GRINDER

HEAVY DUTY GRINDER

DRIVER

HAMMER / CHIPPER / BREAKER / RAMMER

SANDER

OTHERS

ACCESSORIES

COUPLINGS MINI OILER

JACKS



HAMMER / CHIPPER / BREAKER / RAMMER 

JAPAN



KPT-S2
Scaling Hammer

Specifications

Model Number	Piston Dia. (mm)	Piston Stroke (mm)	Blows/Min. (bpm)	Overall Length (mm)	Air Consumption (l/min)	Net Weight (kg)	Air Inlet (inch)
KPT-S2	30	25	8,000	480	300	2.3	3 / 8
KPT-0160	27	26	2,400	550	1366	3.6	3 / 8
KPT-J5	25	22	4,000	750	400	3.0	3 / 8
KPT-J10	25	22	4,000	1000	400	3.7	3 / 8
KPT-J15	25	22	4,000	1500	400	5.2	3 / 8

NEW



KPT-0160
Scaling Hammer, 3-Head

JAPAN



KPT-J5/J10/J15
Jumbo Scraper

JAPAN



KPT-1 / 1L / 2 / 2L / 3 / 4 / 5 / 6 / 7
Sand Rammer

Specifications

Model Number	Piston Dia. (mm)	Piston Stroke (mm)	Blows/Min. (bpm)	Overall Length (mm)	Air Consumption (l/min)	Net Weight (kg)	Air Inlet (inch)
KPT-1	18	50	1800	230	400	2.0	3 / 8
KPT-1L	18	50	1800	430	400	3.0	3 / 8
KPT-2	22	65	1000	277	500	3.0	3 / 8
KPT-2L	22	65	1000	470	500	4.0	3 / 8
KPT-3	25.4	100	800	400	700	6.0	3 / 8
KPT-4	25.4	100	800	946	700	8.0	1 / 2
KPT-5	32	127	700	987	850	9.4	1 / 2
KPT-6	38	152	600	1330	900	14.0	1 / 2
KPT-7	42	152	600	1335	1000	16.0	1 / 2



HAMMER / CHIPPER / BREAKER / RAMMER 

JAPAN

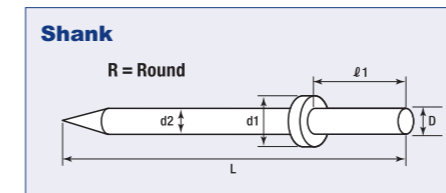


CB-10

CB-10 / CB-20 / CB-30 / CB-35
Concrete Breaker ("R"= Round Shank)



Size Chart For Chisels



Model Number	Size(mm)				
	L	l1	D	d1	d2
CB-10	400	80	26	40	28
CB-20	400	87	30	40	30
CB-30 / CB-35	470	87	35	45	34

Specifications

Model Number	Piston Dia. (mm)	Piston Stroke (mm)	Blows/Min. (bpm)	Overall Length (mm)	Air Consumption (l/min)	Net Weight (kg)	Air Inlet (inch)	Hose Dia. (mm)
CB-10	35	102	1,700	482	1,000	13.5	1	19
CB-20	40	165	1,000	565	1,200	21.0	1	19
CB-30	45	165	850	595	1,400	29.0	1	19
CB-35	45	200	800	660	1,500	32.5	1	19

SANDER



Applications

- Autoservice (Body shop)
- Wood works
- Small Industries (Rust, Burr & Paint removal)

Features

- Balanced ball bearing structure for vibration free performance
- Easy Pad & Belt replacement
- Self Vacuuming dust system ("F" type sander)

Instructions

Single action type



- Sanding capacity is high as sander rotating power is directly applied on work.

Double action type



- Sanding rotating power is evenly distributed & applied on work producing a smooth finish.

Orbital type



- Elliptical sanding rotating power is evenly distributed & applied on work producing a smooth finish.

NEW



KPT-7730
3" Sander



NEW



KPT-7731
3" Polisher



Specifications

Model Number	Pad Size (mm)	Orbit Dia (mm)	Pad Type	Free Speed (rpm)	Air Consumption (l/min)	Overall Length (mm)	Net Weight (kg)	Air Inlet (inch)
KPT-7730	72	3.00	MP	15000	606	125	0.8	1/4
KPT-7731	72	-	MP	2100	606	135	0.8	1/4



NEW



KPT-7718

5" D/A Sander

KPT-7718-6

6" D/A Sander

KPT-7718

NEW



KPT-7718-6DF

KPT-7718DF

5" D/A Sander - Dust Free (self vacuum)

KPT-7718-6DF

6" D/A Sander - Dust Free (self vacuum)

NEW



KPT-7720-6DF

6" D/A Sander - Dust Free (central vacuum)



KPT-3500

D/A Sander



MP



KPT-3500

KPT-3500F

D/A Sander - Dust Free (self vacuum)



KPT-3600

Orbital Sander



MP



KPT-3600

KPT-3600F

Orbital Sander - Dust Free (self vacuum)

Specifications

Model Number	Pad Size (mm)	Orbit Dia (mm)	Pad Type	Free Speed (rpm)	Air Consumption (l/min)	Overall Length (mm)	Net Weight (kg)	Air Inlet (inch)
KPT-7718	123	5.00	MP	12000	345	130	0.8	1/4
KPT-7718-6	150	5.00	MP	12000	345	135	0.8	1/4
KPT-7718DF	123	5.00	MP	12000	345	220	0.9	1/4
KPT-7718-6DF	150	5.00	MP	12000	345	220	0.9	1/4
KPT-7720-6DF	150	5.00	MP	11000	280	220	0.9	1/4
KPT-3500	125(5" pad) 152(6" pad)	5.00	MP	10000	432	175(5" pad) 188(6" pad)	0.9	1/4
KPT-3500F	125(5" pad) 152(6" pad)	5.00	MP	10000	432	175(5" pad) 188(6" pad)	0.9	1/4
KPT-3600	71x106	3.00	MP	8500	255	0.7	1/4	1/4
KPT-3600F	71x106	3.00	MP	8500	255	0.8	1/4	1/4



=Magic Pad(Velcro Pad) Standard



=Leather Pad can be opt selected

IMPACT WRENCH
RATCHET WRENCH
DRILL
GRINDER
HEAVY DUTY GRINDER
DRIVER
HAMMER/CHIPPER/BREAKER/RAMMER
SANDER
OTHERS
ACCESSORIES
COUPLINGS
MINI OILER
JACKS



SANDER
Belt Sander 

NEW



KPT-7310
Belt Sander (10mm)

NEW



KPT-7320
Belt Sander (20mm)

JAPAN



KPT-370
Belt Sander (10mm)

JAPAN



KPT-520
Belt Sander (20mm)

Specifications

Model Number	Belt Size (mm)	Free Speed (rpm)	Air Consumption (l/min)	Overall Length (mm)	Net Weight (kg)	Air Inlet (inch)
KPT-7310	10 x 330	16,000	698	320	0.9	1 / 4
KPT-7320	20x520	16,000	698	430	1.4	1 / 4
KPT-370	10 x 330	16,000	647	275	0.8	1 / 4
KPT-520	20x520	17,000	852	365	1.4	1 / 4



OTHERS
SAW/Cutter 

NEW



KPT-0511
Low Vibration Multi purpose equipment

3 in 1 Design



NEW



KPT-0544
4" Air Extend Corner Cutter

NEW



KPT-0545
4" Air Straight Cut-Off Tool

Specifications

Model Number	Hose Size (mm)	Free Speed (rpm)	Stroke (mm)	Air Consumption (l/min)	Overall Length (mm)	Net Weight (kg)	Air Inlet (inch)
KPT-0511	9.5	9,500	10	100	160	0.4	1 / 4

Model Number	Wheel Disc (mm)	Free Speed (rpm)	Noise (dBa)	Air Consumption (l/min)	Overall Length (mm)	Net Weight (kg)	Air Inlet (inch)
KPT-0544	101	15,000	85	138	370	1.38	1 / 4
KPT-0545	101	14,000	85	128	240	0.93	1 / 4

OTHERS
Riveter



NEW



KPT-0616
Riveter

NEW



KPT-0617
Riveter



Capacity of Rivet

Model Number	Material		Rivet Diameter (mm)					
	Rivet	Mandrel	2.4 (3/32")	3.2 (1/8")	4.0 (5/32")	4.8 (3/16")	6.0	6.4 (1/4")
KPT - 0617	Aluminum	Aluminum / Steel	○	○	○	○	×	×
	Steel	Steel	○	○	○	○	×	×
	Stainless	Steel	○	○	○	○	×	×
	Stainless	Stainless	○	○	○	○	×	×
KPT - 0616	Aluminum	Aluminum / Steel	○	○	○	○	○	○
	Steel	Steel	○	○	○	○	○	○
	Stainless	Steel	○	○	○	○	○	○
	Stainless	Stainless	○	○	○	○	○	○

Specifications

Model Number	Traction Power (kgf / lbf) at (85psi)	Stroke Length (mm)	Stainless Rivets Capacity (mm)	Working Air Pressure (psi)	Nosepiece (mm)	Air Consumption (Liter/Stroke)	Width×Height (mm)	Net Weight (kg)	Air Hose Size (I.D.) (mm)	Air Inlet (PT)
KPT-0616	1700 / 3747	18	MIN: 2.4 MAX: 6.4	85 - 92	2.4,3.2,4.0,4.8,6.0,6.4	2.9	170 × 298	1.8	6.5	1 / 4
KPT-0617	1045 / 2299	16	MIN: 2.4 MAX: 4.8	78 - 85	2.4,3.2,4.0,4.8	1.48	165 × 270	1.5	6.5	1 / 4

OTHERS
Removal Kit



NEW



KPT-9880K
Removal Tool Kit

Specifications

Model Number	Spindle Size (inch-THD)	Free Speed (rpm)	Air Consumption (l/min)	Overall Length (mm)	Net Weight (kg)	Air Inlet (inch)
KPT-9880K	1 / 4	4,000	356	300	1.2	1 / 4



- Rubber Eraser Wheel × 1
- Stripping Wheel × 1
- Hub × 1
- Wire Wheel × 1
- Nipple × 1
- Hex × 1
- Screw × 1

IMPACT
WRENCH

RATCHET
WRENCH

DRILL

GRINDER

HEAVY DUTY
GRINDER

DRIVER

HAMMER / CHIPPER /
BREAKER / RAMMER

SANDER

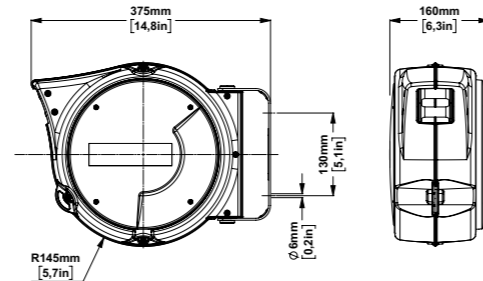
OTHERS

ACCESSORIES

COUPLINGS
MINI OILER

JACKS

NEW

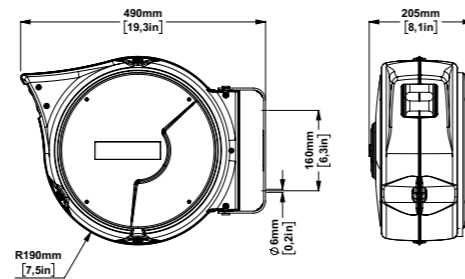


KPT-HR808

Specifications

Model Number	Hose Inner Dia (mm)	Hose Length (m)	Max Pressure (Bar)	End Hose Fitting	Temperature	Fluids	Net Weight (kg)
KPT-HR808	8	10	15	1/4" M BSP	-5 / +40	Air	4

NEW

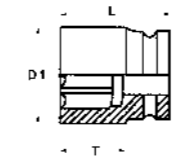


KPT-HR858

Specifications

Model Number	Hose Inner Dia (mm)	Hose Length (m)	Max Pressure (Bar)	End Hose Fitting	Temperature	Fluids	Net Weight (kg)
KPT-HR858	8	16	15	1/4" M BSP	-5 / +40	Air	7.6

NEW



KPT-IS411

10PCS 1/2" Impact Sockets Set

12, 13, 14, 15, 16, 17, 18, 19, 21, 22 mm

NEW



KPT-IS422

21PCS 1/2" Impact Sockets Set

6 Point Long Sockets (12, 13, 14, 15, 16, 17, 18, 19, 21, 22 mm)

6 Point Short Sockets (12, 13, 14, 15, 16, 17, 18, 19, 21, 22 mm)

1/2" Dr. x 5" Extension Bar

NEW



KPT-IS003

3PCS 1/2" Impact Sockets Set

17, 19, 21 mm

COUPLINGS



Socket: "DSH" Type


Hose Barb



Model Number	Hose Size	Dimensions (mm)					Weight (g)
		A	φC	φD	φF	H	
21-DSH	1/8"	57	7.5	25	4	19	76
22-DSH	1/4"	67	9	25	5	19	80
23-DSH	3/8"	71	11.3	25	7.5	19	84
24-DSH	1/2"	71	15	25	9	19	97
44-DSH	1/2"	83	15	36	9	29	222
46-DSH	3/4"	92	21	36	14	29	251
48-DSH	1"	102	27	36	16	29	329

Plug: "DPH" Type

Hose Barb



Model Number	Hose Size	Dimensions (mm)					Weight (g)
		A	φB	φC	φE	φF	
21-DPH	1/8"	45	15	7.5	7.5	4	20
22-DPH	1/4"	57	16	9	7.5	5	29
23-DPH	3/8"	61	16	11.3	7.5	7.5	31
24-DPH	1/2"	65	18	15	7.5	9	53
44-DPH	1/2"	66	22	15	13	9	66
46-DPH	3/4"	77	25	21	13	13	109
48-DPH	1"	84	32	27	13	20	144

Socket: "DSM" Type

Male Thread



Model Number	Screw Size (T)	Dimensions (mm)				Weight (g)
		A	φD	φF	H	
21-DSM	R 1/8	47	25	5	19	73
22-DSM	R 1/4	50	25	7.5	19	78
23-DSM	R 3/8	51	25	8	19	88
24-DSM	R 1/2	51.5	25	13	21	94
44-DSM	R 1/2	63	36	14	29	206
46-DSM	R 3/4	67	36	16	29	234
48-DSM	R 1	72	36	16	36	328

Plug: "DPM" Type

Male Thread



Model Number	Screw Size (T)	Dimensions (mm)				Weight (g)
		A	φE	φF	H	
21-DPM	R 1/8	37	7.5	5	14	22
22-DPM	R 1/4	41	7.5	7.5	14	26
23-DPM	R 3/8	42	7.5	10	19	40
24-DPM	R 1/2	42.5	7.5	13	21	50
44-DPM	R 1/2	50	13	13	22	66
46-DPM	R 3/4	55	13	19	29	105
48-DPM	R 1	63	13	22	36	170

Socket: "DSF" Type

Female Thread



Model Number	Screw Size (T)	Dimensions (mm)				Weight (g)
		A	φD	φF	H	
21-DSF	Rc 1/8	44	25	19	84	
22-DSF	Rc 1/4	46	25	19	82	
23-DSF	Rc 3/8	50.5	25	21	90	
24-DSF	Rc 1/2	51	25	26	109	
44-DSF	Rc 1/2	57	36	29	220	
46-DSF	Rc 3/4	61	36	32	237	
48-DSF	Rc 1	68	36	41	326	

Plug: "DPF" Type

Female Thread



Model Number	Screw Size (T)	Dimensions (mm)				Weight (g)
		A	φE	φF	H	
21-DPF	Rc 1/8	32	7.5	14	20	
22-DPF	Rc 1/4	36	7.5	17	28	
23-DPF	Rc 3/8	37.6	7.5	21	39	
24-DPF	Rc 1/2	39	7.5	26	54	
44-DPF	Rc 1/2	41	13	27	70	
46-DPF	Rc 3/4	45	13	32	97	
48-DPF	Rc 1	54	13	41	200	



One-touch Socket: "DSH" Type

Hose Barb w/ Protect Cover



Model Number	Hose Size	Dimensions (mm)					Weight (g)
		A	φC	φD	φF	H	
G21-SOH	1/8"	64.5	7.5	30	4	19	85
G22-SOH	1/4"	75.5	9	30	5	19	89
G23-SOH	3/8"	79.5	11.3	30	7.5	19	93
G24-SOH	1/2"	79.5	15	30	9	19	106

One-touch Socket: "DSM" Type

Male Thread w/ Protect Cover



Model Number	Screw Size (T)	Dimensions (mm)				Weight (g)
		A	φD	φF	H	
G21-SOM	R1/8	54	30	5	19	82
G22-SOM	R1/4	58	30	7.5	19	87
G23-SOM	R3/8	59	30	8	19	96
G24-SOM	R1/2	59.5	30	13	21	102

One-touch Socket: "DSF" Type

Female Thread w/ Protect Cover




Model Number	Screw Size (T)	Dimensions (mm)			Weight (g)
		A	φD	H	
G21-SOF	Rc1/8	52	30	19	94
G22-SOF	Rc1/4	54	30	19	92
G23-SOF	Rc3/8	58.5	30	21	103
G24-SOF	Rc1/2	59	30	26	124

COUPLINGS



KPT-SWL99

Swivel Connector



Dimensions (mm)			Material	Max. Pressure (psi)	Air Flow (cfm)
A	B	C			
43.5	18	13	Aluminium+Steel	140	5.6

Free Plug: "FP6-M" Type


Male Thread



Model Number	Screw Size (T)	Dimensions (mm)			Weight (g)
		A	φD	H	
FP6-2M	R1/4	57.3	19.5	19	54
FP6-3M	R3/8	58.3	19.5	19	58

Free Plug: "FP6-F" Type

Female Thread



Model Number	Screw Size (T)	Dimensions (mm)			Weight (g)
		A	φD	H	
FP6-2F	Rc1/4	54	19.5	19	46

MINI OILER



KPT-O2 Automatic Lubrication



IMPACT WRENCH
RATCHET WRENCH
DRILL
GRINDER
HEAVY DUTY GRINDER
DRIVER
HAMMER/CHIPPER/BREAKER/RAMMER
SANDER
OTHERS
ACCESSORIES
COUPLINGS
MINI OILER
JACKS



Applications

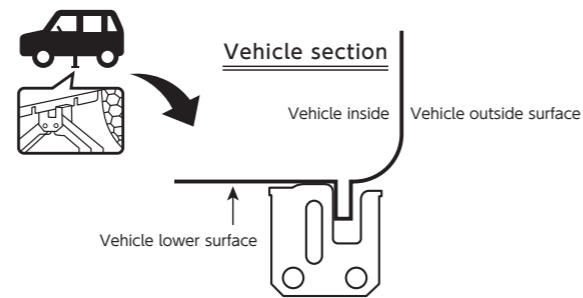
Construction Machinery
Civil Engineering Works
As On-board Vehicle Jack

Features

The labor-saving device can lift heavy loads with the smallest hand operating forces.

It's also widely used in disaster prevention machinery, earth quake reconstructions, and for rental-lease equipment.

Instructions



Jack point setting method

Mechanical Jacks



PJ-800



PJ-1000



No.27A

Specifications

Model Number	Capacity (ton)	Min. Height (mm)	Stroke (mm)	Max. Height (l/min)	Support Dimensions (mm)	Base Dimensions (mm)	Net Weight (kg)
PJ-800	0.8	88	286	374	-	90 × 125	1.6
PJ-1000	1	96	282	378	-	90 × 125	1.9
No. 27A	2	177	228	405	43.5	115 × 115	2.7



Hydraulic Jacks



MS-2



MS-3



MS-5Y



MH-10



MH-20



MH-30V-2

Specifications

Model Number	Capacity (ton)	Min. Height (mm)	Stroke (mm)	Max. Height (l/min)	Socket Dimensions (mm)	Base Dimensions (mm)	Net Weight (kg)
MS-2S	2	150	85	285	25	65 × 110	2.2
MS-2	2	180	115	345	25	65 × 110	2.4
MS-3	3	190	115	365	29 × 30	72 × 115	2.7
MS-5Y	5	200	120	390	33 × 34.5	76 × 131	3.7
MH-7	7	200	120	390	38 × 40	90 × 151	5.6
MH-10	10	240	150	470	45 × 47	106 × 166	8.1
MH-15	15	265	165	510	51 × 53	118 × 180	10.5
MH-20	20	270	160	430	52	128 × 182	13.2
MH-30V-2	30	280	160	440	61	142 × 192	18.7
MH-50Y	50	305	170	475	80	188 × 237	37
MH-100Y	100	305	145	450	125	265 × 318	87.7

INDEX

	MODEL NUMBER	DESCRIPTION	PAGE
A	AA-10A	Chipping Hammer	26
	AA-15A	Chipping Hammer	26
	AA-30A	Chipping Hammer	26
C	CB-10	Concrete Breaker	30
	CB-20	Concrete Breaker	30
	CB-30	Concrete Breaker	30
	CB-35	Concrete Breaker	30
	Free Plug: "FP6-F" Type	Female Thread	40
F	Free Plug: "FP6-M" Type	Male Thread	40
	K		
K	K-3	3/8" (10mm) Standard Chuck with Key	15
	K-6	1/2" (13mm) Standard Chuck with Key	15
	KHB-10	3/8" (10mm) Hybrid Chuck with Key	15
	KHB-13	1/2" (13mm) Hybrid Chuck with Key	15
	KLS-10	3/8" (10mm) Keyless Chuck	15
	KLS-13	1/2" (13mm) Keyless Chuck	15
	KPT-0110	Needle Scaler	28
	KPT-0160	Scaling Hammer, 3-Head	29
	KPT-0219	Hammer	25
	KPT-0219K	Hammer Kit	25
	KPT-0280	Needle Scaler	28
	KPT-0511	Low Vibration Multi purpose equipment.	34
	KPT-0544	4" Air Extend Corner Cutter	34
	KPT-0545	4" Air Straight Cut-Off Tool	34
	KPT-0616	Riveter	35
	KPT-0617	Riveter	35
	KPT-1	Sand Rammer	29
	KPT-100AL	For 4" Disc, Safety Lever	18
	KPT-100ARG	For 4" Disc, Rotary	18
	KPT-1105	Die Grinder	20
	KPT-1105A	Die Grinder	20
	KPT-1170	3/8" sq. drive	14
	KPT-1175	1/2" sq. drive	14
	KPT-125A	For 5" Disc, Safety Lever	18
	KPT-126	For 5" Disc, Safety Lever	18
	KPT-12BB	3/8" Sq.Drive	6
	KPT-12CE	3/8" Sq.Drive	6
	KPT-12ID	Impact Driver	24
	KPT-12W	3/8" Sq.Drive	6
	KPT-1460	3/4" Sq.Drive	7
	KPT-14ME	1/2" Sq.Drive	6
	KPT-14SH-DL	1/2" Sq.Drive	5
	KPT-14SH-M	1/2" Sq.Drive	5
	KPT-14UP	1/2" Sq.Drive	5
	KPT-183	For 7" Disc, Safety Lever	18
	KPT-184	For 7" Disc, Safety Lever	18
	KPT-191P	3/4" Sq.Drive	8
	KPT-191PL	w/ 3" Long Anvil	8
	KPT-1L	Sand Rammer	29
	KPT-2	Sand Rammer	29
	KPT-220P	3/4" Sq.Drive	7
	KPT-229S	-	8
	KPT-229SL	3/4" Sq.Drive w/ 6" Long Anvil	8
	KPT-22DG	Die Grinder	19
	KPT-231	1/2" Sq.Drive	5
KPT-240AL	For 4" Disc, Safety Lever	18	

MODEL NUMBER	DESCRIPTION	PAGE
KPT-240AR	For 4" Disc, Rotary	18
KPT-24DG	Die Grinder	19
KPT-250AL	For 5" Disc, Safety Lever	18
KPT-25DC	3/4" Sq.Drive	7
KPT-26DG	Die Grinder	19
KPT-270AL	For 7" Disc, Safety Lever	18
KPT-280P	3/4" Sq.Drive	8
KPT-280PL	w/ 3" Long Anvil	8
KPT-285P	3/4" Sq.Drive	7
KPT-28DGS	Die Grinder	19
KPT-2L	Sand Rammer	29
KPT-3	Sand Rammer	29
KPT-3160	3/8" sq. drive	13
KPT-3165	1/2" sq. drive	13
KPT-3171	3/8" sq. drive	14
KPT-3176	1/2" sq. drive	14
KPT-3200	Die Grinder	20
KPT-3210	Die Grinder	20
KPT-321P	1" Sq.Drive	10
KPT-321PL	w/ 8" Long Anvil	10
KPT-3220	Die Grinder	20
KPT-32DG	Die Grinder	19
KPT-3300	1/4" sq. drive	14
KPT-3310	3/8" sq. drive	14
KPT-34DG	Die Grinder	19
KPT-3500	D/A Sander	32
KPT-3500F	D/A Sander - Dust Free (self vacuum)	32
KPT-3600	Orbital Sander	32
KPT-3600F	Orbital Sander - Dust Free (self vacuum)	32
KPT-36DG	Die Grinder	19
KPT-370	Belt Sander (10mm)	33
KPT-381P	1" Sq.Drive	10
KPT-381PL	w/ 8" Long Anvil	10
KPT-381S	-	12
KPT-381SL	1" Sq.Drive w/ 8" Long Anvil	12
KPT-3868	3/8" (10mm)	16
KPT-3871	1/2" (13mm)	16
KPT-4	Sand Rammer	29
KPT-421P	1" Sq.Drive	10
KPT-421PL	w/ 8" Long Anvil	10
KPT-450S	-	12
KPT-450SL	1" Sq.Drive w/ 8" Long Anvil	12
KPT-452P	1" Sq.Drive	10
KPT-452PL	w/ 8" Long Anvil	10
KPT-5	Sand Rammer	29
KPT-50SH	1" Sq.Drive w/ 8" Long Anvil	12
KPT-50SH-2	-	12
KPT-52	Hammer	25
KPT-520	Belt Sander (20mm)	33
KPT-52K	Hammer Kit	25
KPT-55SA	1-1/2" Sq.Drive	12
KPT-6	Sand Rammer	29
KPT-6017	3/8" sq. drive	14
KPT-6022	1/2" sq. drive	14
KPT-6135	1/2" Sq.Drive	5
KPT-6140	1/2" Sq.Drive	6

MODEL NUMBER	DESCRIPTION	PAGE
KPT-6141	1/2" Sq.Drive	6
KPT-6185	Impact Driver	24
KPT-620	1/4" sq. drive	13
KPT-6231	1/2" Sq.Drive	5
KPT-625	3/8" sq. drive	13
KPT-63D	3/8" (10mm)	16
KPT-6460	3/4" Sq.Drive	7
KPT-64ADR	3/8" (10mm)	16
KPT-67ADR	1/2" (13mm)	16
KPT-68	3/8" (10mm)	16
KPT-6870	1" Sq.Drive	9
KPT-6876	w/ 6" Long Anvil	9
KPT-6890	-	11
KPT-6898	1" Sq.Drive w/ 8" Long Anvil	11
KPT-7	Sand Rammer	29
KPT-700	3/8" sq. drive	14
KPT-705	1/4" sq. drive	14
KPT-71	1/2" (13mm)	16
KPT-7310	Belt Sander (10mm)	33
KPT-7320	Belt Sander (20mm)	33
KPT-74B	3/8" (10mm)	16
KPT-7718	5" D/A Sander	32
KPT-7718-6	6" D/A Sander	32
KPT-7718-6DF	6" D/A Sander - Dust Free (self vacuum)	32
KPT-7718DF	5" D/A Sander - Dust Free (self vacuum)	32
KPT-7720-6DF	6" D/A Sander - Dust Free (central vacuum)	32
KPT-7730	3" Sander	31
KPT-7731	3" Polisher	31
KPT-85ID	Impact Driver	24
KPT-875	Impact Driver	24
KPT-9201L	For 2" Disc, Safety Lever	17
KPT-9201R	For 2" Disc, Rotary	17
KPT-9880K	Removal Tool Kit	36
KPT-F1	Flux Chipper	27
KPT-F1J-V2	Needle Scaler	27
KPT-F2	Flux Chipper	27
KPT-F3	Flux Chipper	27
KPT-F4	Needle Scaler Kit	27
KPT-F5	Flux Chipper	27
KPT-F6	Needle Scaler Kit	27
KPT-HR808	-	37
KPT-HR858	-	37
KPT-IS003	3PCS 1/4" Impact Sockets Set	38
KPT-IS411	10PCS 1/2" Impact Sockets Set	38
KPT-IS422	21PCS 1/2" Impact Sockets Set	38
KPT-J10	Jumbo Scraper	29
KPT-J15	Jumbo Scraper	29
KPT-J5	Jumbo Scraper	29
KPT-MG3	3mm Micro Grinder	20
KPT-MG6	6mm Micro Grinder	20
KPT-NG125A-DRG	For 5" Disc, Rotary w/ Governor	21
KPT-NG125A-DSG	For 5" Disc, Safety Lever w/ Governor	21
KPT-NG150A-DRG	For 6" Disc, Rotary w/ Governor	21
KPT-NG150A-DSG	For 6" Disc, Safety Lever w/ Governor	21
K		
KPT-NG25A-CR	Rotary	22
KPT-NG25A-CS	Safety Lever	22

MODEL NUMBER	DESCRIPTION	PAGE
KPT-NG25L-CR	Long Version	22
KPT-NG25L-CS	Long Version	22
KPT-NG45A-CR	Rotary	22
KPT-NG45A-CS	Safety Lever	22
KPT-NG65A-CR	Die Grinder Rotary	22
KPT-NG65A-CS	Die Grinder Safety Lever	22
KPT-NG65A-DR	For 2.5" Disc, Rotary	21
KPT-NG65A-DS	For 2.5" Disc, Safety Lever	21
KPT-NG65L-CR	Die Grinder Rotary Long Version	22
KPT-NG65L-CS	Die Grinder Safety Lever Long Version	22
KPT-NG75A-CR	Die Grinder Rotary	22
KPT-NG75A-CS	Die Grinder Safety Lever	22
KPT-NG75A-DR	For 3" Disc, Rotary	21
KPT-NG75A-DS	For 3" Disc, Safety Lever	21
KPT-NG75L-CR	Die Grinder Rotary Long Version	22
KPT-NG75L-CS	Die Grinder Safety Lever Long Version	22
KPT-O2	Automatic Lubrication	40
KPT-S2	Scaling Hammer	29
KPT-SD110	Screw Driver	23
KPT-SD120	Screw Driver	23
KPT-SD150	Screw Driver, Low Speed	23
KPT-SD160	Screw Driver, Low Speed	23
KPT-SWL99	Swivel Connector	40
M		
MH-10	-	42
MH-100Y	-	42
MH-15	-	42
MH-20	-	42
MH-30V-2	-	42
MH-50Y	-	42
MH-7	-	42
MS-2	-	42
MS-2S	-	42
MS-3	-	42
MS-5Y	-	42
N		
NC-0S	Chipping Hammer	26
NC-1S	Chipping Hammer	26
NC-2S	Chipping Hammer	26
NC-3S	Chipping Hammer	26
No. 27A	-	41
O		
One-touch Socket: "DSF" Type	Female Thread w/ Protect Cover	40
One-touch Socket: "DSH" Type	Hose Barb w/ Protect Cover	40
One-touch Socket: "DSM" Type	Male Thread w/ Protect Cover	40
P		
PJ-1000	-	41
PJ-800	-	41
Plug: "DPF" Type	Female Thread	39
Plug: "DPH" Type	Hose Barb	39
Plug: "DPM" Type	Male Thread	39
S		
Socket: "DSF" Type	Female Thread	39
Socket: "DSH" Type	Hose Barb	39
Socket: "DSM" Type	Male Thread	39

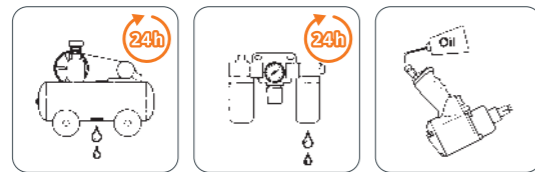
GENERAL GUIDANCE

All KAWASAKI air tools are designed to withstand normal daily use. However, to keep the tools in best working condition regular proper care and regular maintenance is required. This will greatly increase the tool working life.

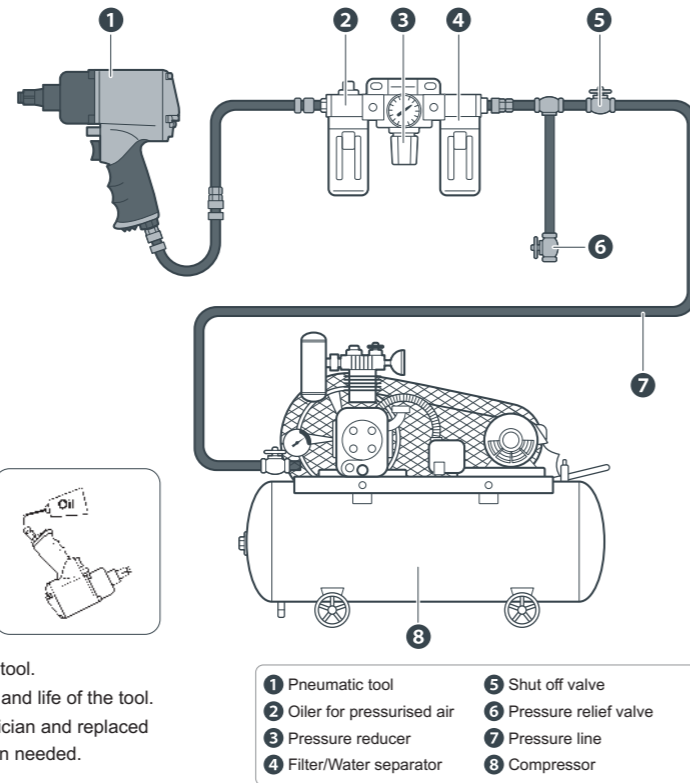
Air Supply & General Notes

Read the operating instructions of the pneumatic tool.

- Before use, place a few drops of oil in the air inlet of the pneumatic tool.
- When under load, the pneumatic tool ① requires an air pressure of approx. 6.3bar(630kPa).
- Clean the air filter ②, from time to time.
- Pressure that is too low reduces the performance of the pneumatic tool; pressure that is too high causes excessive wear.
- To prevent rust and reduce wear, clean and oil the pneumatic tool ① after use.
- Store the pneumatic tool in a clean and dry place.
- Ensure that the pressurised air is clean and dry.
- Drain condensation at the air filter ④, and the compressor ⑧ daily.
- Use only original accessories and tools.



- Proper and regular lubrication is very important for the pneumatic tool.
- Failure of the lubrication will dramatically reduce the performance and life of the tool.
- The rotor blades should be checked regularly by a qualified technician and replaced if necessary. All the other moving parts should be maintained when needed.



For Your Safety



- 1. Read safety instructions before operating any pneumatic tools. Inspect the tool carefully and make sure you are completely familiar with all controlling aspects of the tool.**
- 2. Wear safety glasses and hearing protection.**
- 3. Dust mask and gloves are recommended.**
- 4. Wear suitable clothes and safety shoes. Keep loose clothing, neckties, long hair and jewelry away from the tool.**
 - Before each use of the tool, check the air hoses and the connections from damage.
 - Disconnect the tool from the air supply when replacing any accessories and changing tools.
 - Secure the work piece with suitable clamping or holding devices.
 - Keep other person away from the working area.
 - Allow repairs to be performed only by a qualified technician.
 - Vibration, repetitive motions or uncomfortable positions may be harmful to your body.

Conversion Factors

Length.....1inch = 25.40mm, 1mm = 0.04inch

Weight.....1kg = 2.2lb, 1lb = 0.453kg

Torque.....1Nm = 0.74ft/lbs, 1ft/lbs = 1.35Nm

IMPACT & RATCHET WRENCHES



Use only approved sockets. Always securely retain the sockets to tool's drive anvil.

Proper lubrication is required especially for impact wrenches due to their high speed and impact output.

Check the clutch lubricant regularly. Add only the amount needed and do not overfill.

Large or rusted bolts shall be soaked with a premium grade penetrating oil before worked with tool.

GRINDERS



Always use the recommended wheel guard.

Damaged, bent or worn guards shall not be used and shall be replaced when found.

The maximum speed of grinders must not exceed the speed stated on grinding wheel.

Cracked or chipped wheel must not be used.

Make sure that the grinding wheel properly fits the spindle.

After mounting the grinding wheel, run the grinder for at least one and check no failure occurs.

Avoid any bumping actions or excessive force while grinding.

DRILLS



Always use sharp drill bits for efficient drilling process.

Check and clean the chuck jaws regularly to ensure a firm, solid retention of the drill bit. Use only the appropriate chuck key.

Begin your drilling at low speed and gradually increase to the proper speed. This makes drilling easier with less stress on the tool.

Select the proper tool for proper job like fastest operation, best performance and least tool wear. Proper drill or accessory selection is also important.

SANDERS



To avoid injury, always keep guards in place.

Always use the correct pad, wheel, or accessory for the job and tool.

Never try to push the tools or its accessories beyond their rated capacity.

Regularly inspect pads and accessories for damage and wear. Replace them as required.

Always mount the pad or accessories properly.



KAWASAKI
TOOLS

Где купить:

ООО "КОМПАНИЯ ОПТУЛС"

г.Москва, ул.Бирюлёвская, д.53, корп. 2, офис 113

Tel.: +7 (495) 646-00-96

E-Mail: sale@opttools.ru

Internet: www.opttools.ru

KAWASAKI MACHINERY CO., LTD.

<http://www.kawasaki-mac.co.jp/>



TOKYO JAPAN