



Quality tools for cable assembly

Assortment catalogue



RENNSTEIG – Company

RENNSTEIG takes its name from the eponymous 'Rennsteig', one of eastern Germany's most beautiful hill walking routes. Our company is based in the south of Thuringia, a region with a centuries-old tradition of tool manufacturing.

The link between tools for professionals and the hiking route was forged in 1959, with Rennsteig completing all production in-house, from the idea to the final product.

Since 1991, RENNSTEIG has operated as an independent subsidiary of the prestigious KNIPEX-Werk C. Gustav Putsch KG in Wuppertal.

Our company was originally located in Altersbach. As the company grew, our head office then moved to Viernau. Both sites saw significant expansion as part of this relocation. Today, the districts of Altersbach and Viernau are part of the town of Steinbach-Hallenberg.



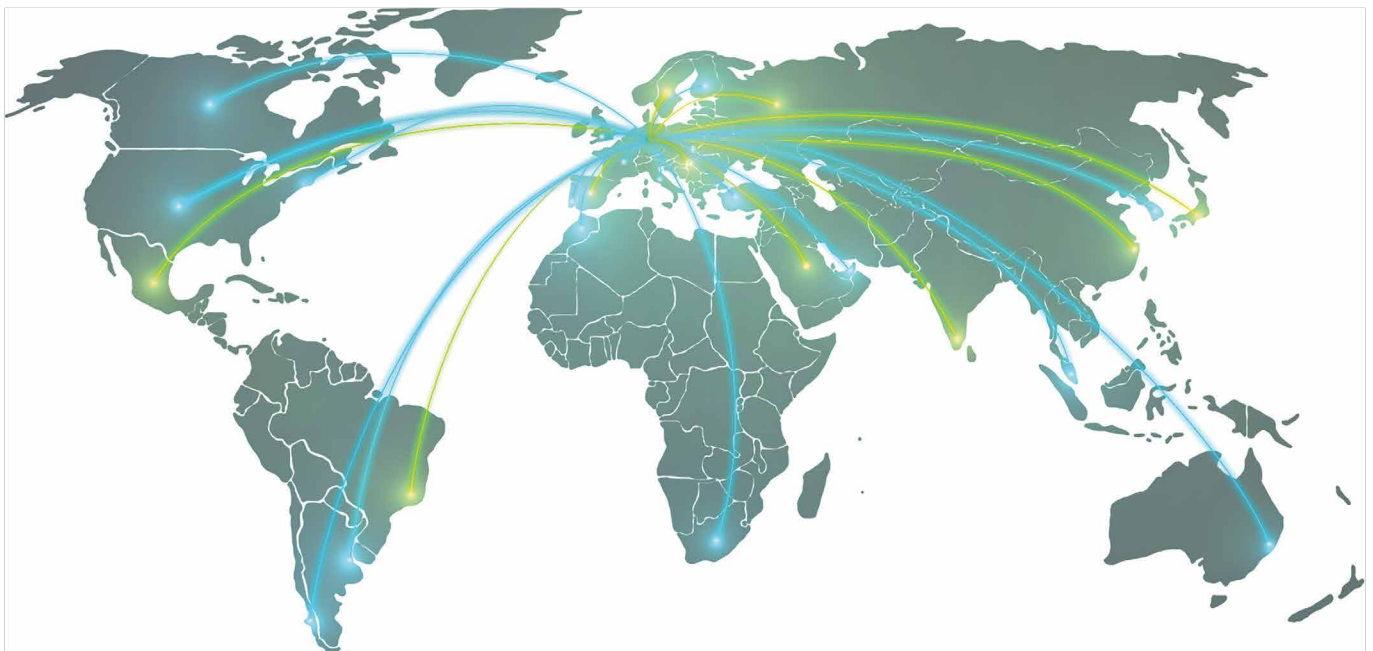
RENNSTEIG – Worldwide

Although we have deep roots in Thuringia, we also have an international focus. Thanks to our global network of dealers and close collaboration with the KNIPEX Group, we can provide local, on-site support for our international customers.

In the USA, we operate a wholly owned subsidiary, RENNSTEIG Tools, Inc., which lets us provide rapid and reliable services to our Stateside customers.

We expand and optimise our broad range of branded tools on a regular basis. Our exceptional flexibility in production has also enabled us to specialise in the creation of private-label goods for specific customers.

Our business partners value our ability to innovate and our technical expertise. If required, we can work closely with them to produce special, customer-specific tools. Wherever in the world our goods are sold, in-depth service from RENNSTEIG experts is always at hand.



RENNSTEIG – Innovation and the future

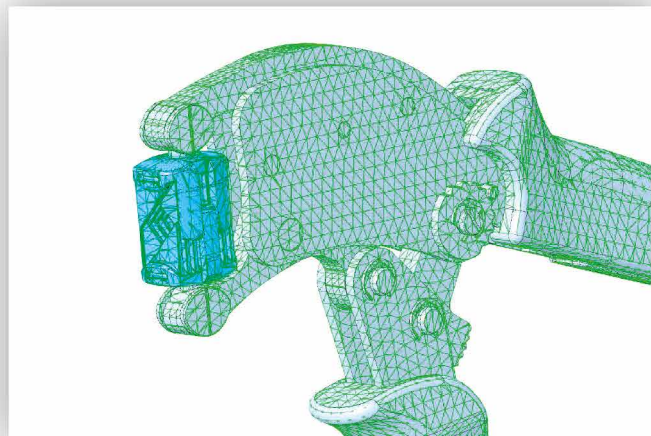
New technologies and manufacturing methods are used to turn high-quality materials into pro-quality tools.

Our in-house development unit lets us produce a wide range of new and improved products. As one example, we are the only approved supplier of special crimping tools for aluminum cabling in aircraft.

A large library of patents – not restricted solely to German territory – document the innovative strengths of our company. This also means that customer-specific special tools can be developed and built for a wide variety of applications.

In industry circles, the company enjoys an excellent reputation and is also considered one of the most prestigious tool manufacturers anywhere in the world.

Our employees approach questions of quality with both dedication and commitment, and are a crucial factor for success in developing and improving TOOLS BY RENNSTEIG within international markets.



People at RENNSTEIG

Around 375 employees are currently responsible for applying ingenuity, passion and attention to detail in implementing customer projects in the industries we serve to achieve professional and innovative results.


Always a good connection – and not just with our products, business partners and employees, but also with the support we offer communities for education, sport, culture and the environment. Youth work is a particular focus at RENNSTEIG.

In our Junior Enterprise Workshop for pupils in year 4 and above, which we have run jointly since 2016 with the Chamber of Industry and Commerce, young people get the chance to acquire key manual skills.

And our in-house Training Workshop – dubbed the ‘RENNSTEIG Forge of Heroes’ by our trainees – employs two instructors who are currently training up 24 budding tool technicians.

We also foster and encourage our employees' productivity and team spirit by regular workplace modernisation programmes, a broad-based portfolio of further training and development courses, a company health management system and various team events. In this way, we are laying the groundwork for sustainable and successful company growth and development within Germany.





Contents

Cutting	8
<hr/>	
Stripping	20
<hr/>	
Processing contacts and connectors	36
Self-adjusting wire-end ferrule solutions	40
Service solutions	48
Crimping system solutions	58
4/8 indent solutions	78
Tools for fibre-optic cables	98
Assembly tools	106
Application-based sets and kits	110
Special solutions and accessories	116
Solutions for large cross-sections	122
<hr/>	
Index/symbols/conversion	138
<hr/>	

It is not permissible to copy the catalogue or parts of it in any way without our approval.
Subject to change without notice. No liability is assumed for misprints or errors.

Cable cutting techniques

The first step in cable processing is to cut the cable to the required length. While diagonal cutting pliers are often the tool of choice, precision cable shears are also now increasingly used. And for good reason, since cable shears offer several advantages in terms of the effort required as well as the quality of the cut.

Diagonal pliers have a knife-and-anvil style jaw that bears down on the cable and needs a lot of force to use. Since the blades are straight and cut like a bird's beak snapping shut, the cable can tend to slip out of the tool, which also reduces available leverage and means more force is required.

The cut produced exhibits severe deformation of the individual conductors or wires that were cut through: in downstream processing steps like stripping or insertion into a contact, this can lead to errors and other problems.

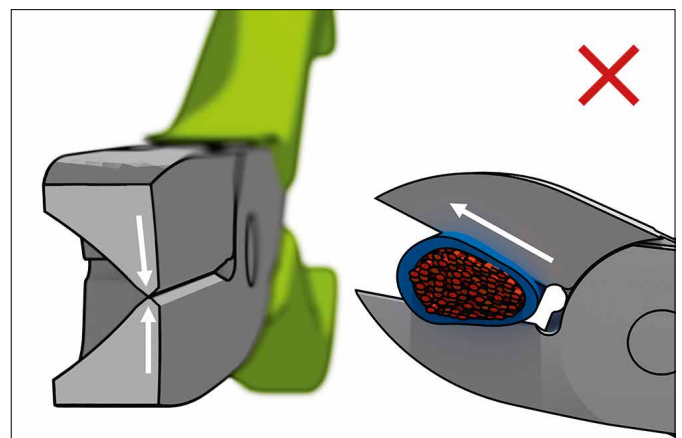
With RENNSTEIG cable shears, however, the cables are enclosed by concave-shaped blades that apply a sharp, shearing action to cut through cleanly and with little deformation. Since the conductor is trapped during the cutting process, this ensures it cannot slip out but is actually pulled closer to the pivot point. This improved lever action, coupled with blade sharpness, means the cut can be performed with much less expenditure of effort.

This principle is used by RENNSTEIG cable cutting tools for a wide range of cable cross-sections. All of the blades used in our cable shears are precision-ground and hardened. This ensures professional results when cutting copper and aluminum conductors. Capacity figures refer to the sum total of all wires to be cut through.

RENNSTEIG cable cutting tools are not suitable for use on cables with steel wires or steel armoring. For these use cases, ratcheting cable cutters with special reinforced blades can be found in the KNIPEX range of tools, for example.



Shear cut



Anvil cut

Cutting



Cutting

Precision, low-deformation cable cutting.

Optimised blade geometry with precision-ground and hardened jaws of special forged steel. Adjustable joint. Adjustable joint.



Art. No. 700 116 3



Clean and smooth cut without constring or deformation



Stripping NYM/NM-B wire (1.5mm² – 2.5mm²)



With opening spring and lock

Cable shears D15

- Cable cutter with a special cutting geometry for smooth and clean trimming of cables, optionally with opening spring
- Also meets aerospace specification AS6173/3
- For tin-, nickel- and silver-coated copper cables according to specification AS22759, to be used also on aluminum cables
- Not for steel wire, wire cable or hard-drawn copper cable
- Ergonomic one-hand operation
- No crushing or deformation of cables



YouTube



Art. No. 700 015 3



Art. No. 700 016 36



Art. No.	EAN 4049002	Finish	Ø mm	Cutting capacity mm ²			↔ mm	⚖ g
				●	⊙	⊘		
700 015 3	007668	black-oxide finish, Plastic-coated grips	15	Cu 16 / Al 35	Cu 50 / Al 50	Cu 70	170	229
700 015 36	007675	black-oxide finish, reinforced plastic grips	15	Cu 16 / Al 35	Cu 50 / Al 50	Cu 70	170	264
700 016 3	008399	black-oxide finish, Plastic-coated grips, Opening spring	15	Cu 16 / Al 35	Cu 50 / Al 50	Cu 70	170	230
700 016 36	009228	black-oxide finish, reinforced plastic grips, Opening spring	15	Cu 16 / Al 35	Cu 50 / Al 50	Cu 70	170	270
700 116 3	106767	black-oxide finish, Plastic-coated grips, Opening spring, Stripping function	12	Cu 16 / Al 16	Cu 25 / Al 25	Cu 35	170	230

Cutting

Cable shear D20

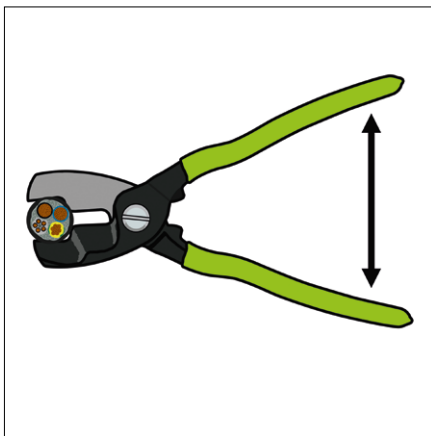
- For cutting single-strand, multi-strand and fine-wire aluminum and copper cables
- Not for steel wire, wire cable or hard-drawn copper cable
- Easy, clean cut with one-hand operation
- No crushing or deformation of cables
- Initial and final cut (1st and 2nd blades) allow cable diameter up to 20 mm respectively AWG 2/0 to be cut
- Various handle options



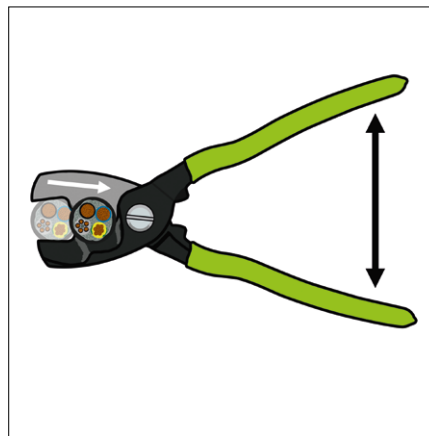
Art. No. 700 020 3



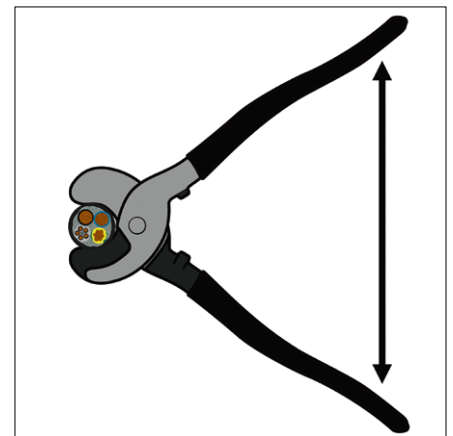
Art. No. 700 020 36



Phase 1: Pre-cut – the use of the front blade means that the handles stay a comfortable, ergonomic width apart, even for larger cable diameters.



Phase 2: Final cut – if more force needs to be applied, the cable can be moved back towards the pivot point. Pre-cut at the front – final cut at the back: more ergonomic, since the handles stay the same width apart.



For larger cable diameters, the grips on single-bladed cable shears open wide, making them harder to use.

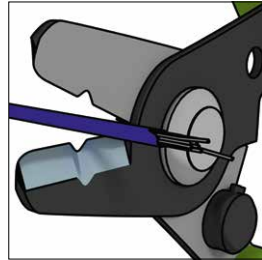
Art. No.	EAN 4049002	Finish	Ø mm	Cutting capacity mm ²			↔ mm	⚖ g
				●	⊙	⊘		
700 020 3	006630	black-oxide finish, Plastic-coated grips	20	Cu 16 / Al 50	Cu 70 / Al 70	Cu 95	200	300
700 020 36	007156	black-oxide finish, reinforced plastic grips	20	Cu 16 / Al 50	Cu 70 / Al 70	Cu 95	200	350

Miniature wire cutter and strand trimming tool

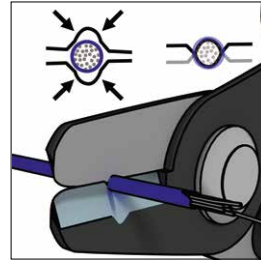
- Cable shears with a capacity of AWG 26 to 16, according to aviation standard AS6173/1A
- For cutting tin-, nickel- and silver-coated high-strength copper conductors and with a high-strength copper alloy according to AS22759
- Suitable for use in cramped working conditions



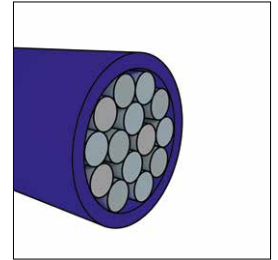
Art. No. 8000 1001 3



High-precision shaped cut



Low-deformation cut



Perfect cut edge

Art. No.	EAN 4049002	Finish	Capacity	↔ mm	⚖ g
8000 1001 3	098437	black-oxide finish, 2-component grips	0.14 – 1.5 mm ² / AWG 26 – 16	135	86

Kevlar® Shears

- Only for cutting Kevlar® fibres (strain relief used in fibre-optic cables)
- Precision-ground with teeth – prevents fibre slippage and guarantees a clean cut
- Riveted high-precision pivot point for low-friction movement, prevents thin fibres jamming in the cut
- Hard-chrome plated, buffed surface
- Shears body: chromium-vanadium electrical steel, oil-hardened
- Ergonomic grips: high-impact resistant plastic

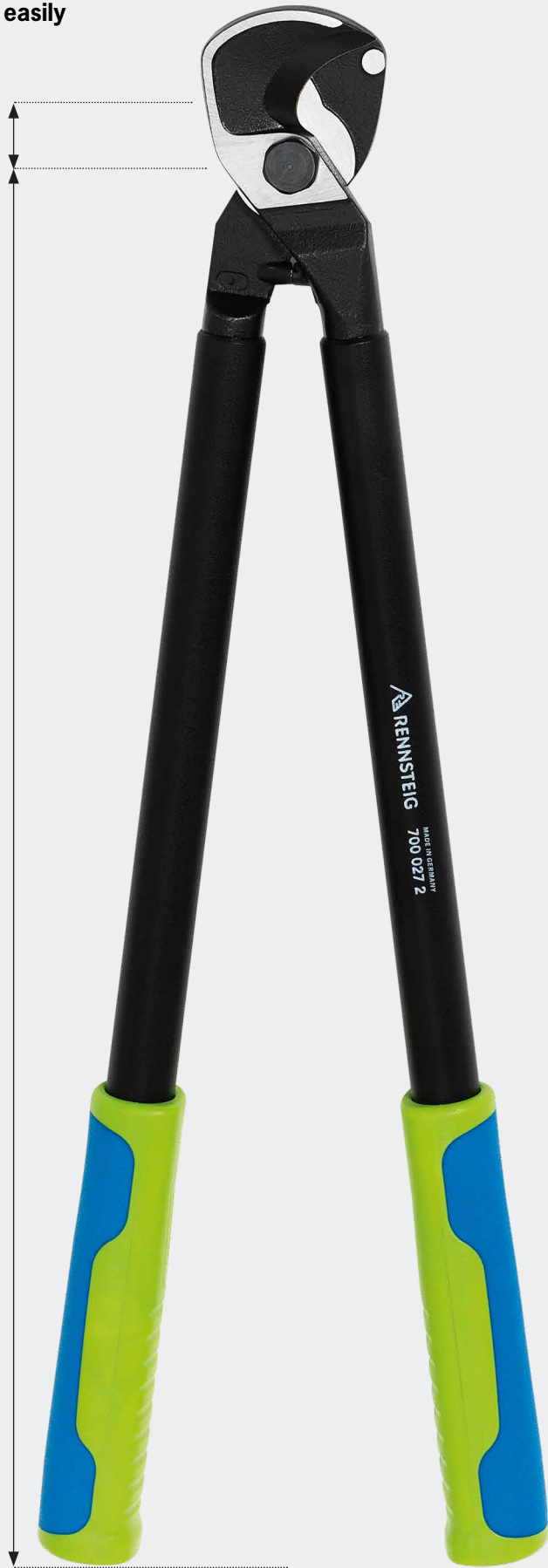


Art. No. 95 03 160

Art. No.	EAN 4049002	Description	↔ mm	⚖ g
95 03 160	140013	Kevlar® Shears	160	85

Cutting

Cut large diameters easily
and cleanly



Ideal blade geometry with precision grind and adjustable joint



Forged, hardened head with pinch guard



Light, rigid aluminum handles with 2-component grips



Optimum 1 : 20 leverage

Art. No. 700 027 2

Cable shears D27

- For cutting single-strand, multi-strand and fine-wire aluminum and copper cables
- Not for steel wire or wire cable
- Easy, clean cut due to new blade geometry
- Short design, low weight






Art. No. 700 027 2



Powerful cut close to the joint



Art. No.	EAN 4049002	Finish	Ø mm	Cutting capacity mm ²			↔ mm	⚖ g
								
700 027 2	004360	powder coated, 2-component grips	27	Cu 150 / Al 240	Cu 185	Cu 140 / Al 200	500	1,260

Cutting

Comfortable working in cramped conditions.



570 mm

620 mm

670 mm

720 mm


770 mm

Telescope arms adjust to the available working space

Art. No. 700 038 3



Optimum force transfer through jointed arm



Ideal blade geometry with precision grind and adjustable joint, hardened special steel






Light, rigid aluminum handles with 2-component grips and pinch protection




Cable shears D38

- For cutting single-strand, multi-strand and fine-wire aluminum and copper cables
- Not for steel wire or wire cable
- Ideal for cramped working spaces
- Jointed telescope arms adjust for the ideal grip width
- Ratchet action and low weight for easy working
- Replaceable cutting head




Art. No. 700 038 3




Art. No.	EAN 4049002	Finish	Ø mm	Cutting capacity mm ²			↔ mm	⚖ g
								
700 038 3	086960	black-oxide finish, 2-component grips	38	Cu 300 / Al 400	Cu 300	Cu 280 / Al 280	570	2,300
700 038 3 0	053542	Spare blade						720

Cutting

Extra cutting force with ratchet drive.



Hardened special steel, pre-adjustment lever



Emergency unlock, special cutting contour



Light, rigid aluminum handles with 2-component grips

Telescope arms adjust to the available working space

660 mm

710 mm

760 mm

810 mm

860 mm

Art. No. 712 100 3

Cable cutters D60 and D100

- For cutting single-strand, multi-strand and fine-wire aluminum and copper cables
- Also for lead-coated cables
- Not for steel wire or wire cable
- Ratchet action for high cutting performance
- Telescope arms adjust to a range of lengths
- Cutter can be opened in any cutting position
- Can be used in cramped situations as well as overhead



Art. No. 712 060 3






Art. No. 712 100 3



Easy, time-saving use with quick pre-adjustment

Info

Replacement blades are available for these cable cutting tools.
Blade replacement work should be completed by RENNSTEIG or by one of our authorised partners.
For details, please visit www.rennsteig.com or contact us directly: we will be very happy to advise you on options.

Art. No.	EAN 4049002	Finish	Ø mm	Cutting capacity mm ²			↔ mm	⚖ g
								
712 060 3	020421	black-oxide finish, 2-component grips	60	Cu 630 / Al 800	Cu 800	Cu 740 / Al 960	610	4,500
712 100 3	021527	black-oxide finish, 2-component grips	100	Cu 800 / Al 1,000	Cu 1,000	Cu 960 / Al 1,200	660	5,700

Cable stripping and insulation removal

Once the cable has been cut to the required length, the next step is to ensure the insulation is removed properly from the area where the connection will be made. If multiple insulated conductors are enclosed in one cable, then it will be necessary to expose these for stripping without also damaging their insulation. The process of removing one or more outer cable sheaths is known as de-sheathing. RENNSTEIG produces professional de-sheathing tools that allow users to adjust the cutting depth of the blades easily to the outer layers that need to be removed.

To prepare for a crimp connection, the inner conductors must be properly stripped. The aim here is to ensure the insulation is removed completely to the required length without causing any damage to the conductor material itself.

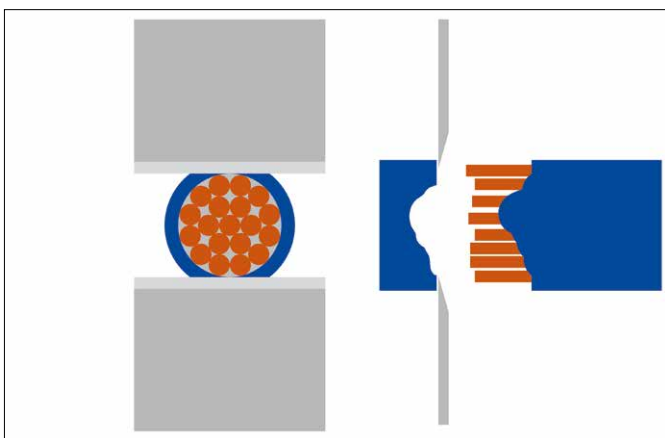
Modern cables present a number of challenges for de-sheathing and stripping solutions. Often, cable insulation will be very thin, wrapped, asymmetrically extruded, bonded to the wires and/or consist of very tough, hard or temperature-/UV-resistant materials. These kinds of situations have led to the development of the various professional RENNSTEIG stripping tools.

Within the RENNSTEIG product range, these tools are categorised as self-adjusting insulation strippers and tools with specially shaped blades.

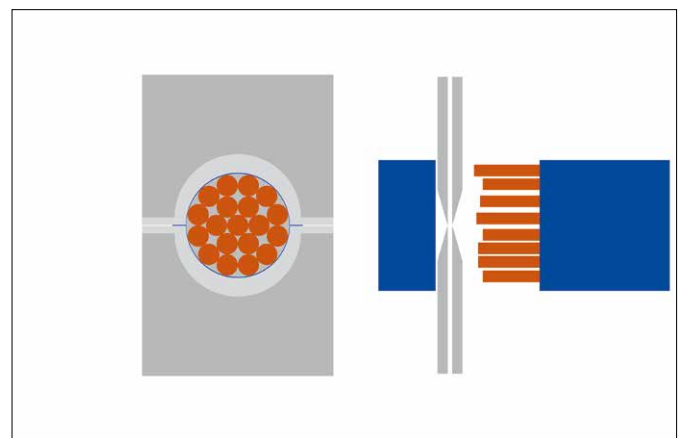
Self-adjusting stripping solutions can not only handle a wide range of capacities but also adjust automatically to the respective conductor cross-section and the depth of cut necessary for the insulation. This enables very quick, flexible stripping without the need for time-consuming and often complicated calibration work.

For very challenging tasks, high-precision ground RENNSTEIG shaped blades are used: these separate the insulation around the entire circumference of the conductor and so reduce the amount of insulation that is torn off rather than cut. These tools can be used to remove very thin, hard or tough insulation easily and with professional results.

A length stop is provided on RENNSTEIG stripping tools to ensure that the stripping length is both easy to set and reproducible.




Stripping – self-adjusting



Stripping – shaped blades

Stripping



Stripping

The innovative and multifunctional way to work.

patented



Art. No. 707 040



Novel blade geometry, precise setting of stripping length



Clamping jaws matched to blade geometry



Self-adjusting with fine adjustment option

MultiStrip® 16

- Self-adjusting to cross-sections ranging from 0.08 mm² to 16 mm² without blade change
- Ergonomic design, comfortable grip distance (65 mm) and low weight
- Blade block can be replaced by hand – no other tools needed
- Low manual effort required, even at maximum capacity setting
- Non-destructive stripping with adjustable cut penetration depth
- Multi-functional, with integrated cable snips, capacity multi-stranded cable up to 16 mm² and solid up to 6 mm²
- Rugged, glass fibre-reinforced housing with two-component grip and eyelet for fall protection
- Stripping length using length stop (metric and imperial) can be adjusted precisely
- Grip can be personalised with company branding




YouTube



Art. No. 707 040







Trim cable



Strip to set length – for a wide range of cable cross-sections and types of insulation



Optional blade block for halogen-free cables

Art. No.	EAN 4049002	Description		↔ mm	⚖ g
707 040	144301	0.08 – 16.0 mm ² / AWG 28 – 6		195	185
707 041	144318	Spare Blade Set 0.08–16.0 mm ²		40	10
707 042 01	146664	Optional Spare Blade Set for Halogen-free Cable 4–16 mm ²		40	10
707 022	026218	Length Stop			1

Stripping

Cutting, stripping and crimping in a single tool

patent pending



Art. No. 707 070



Integrated wire cutter for multi-stranded cables up to 10 mm² and solid up to 6 mm²



self-adjusting stripping of flexible and solid conductors with different insulations



with square crimp function for ferrules, self-adjusting in the range 0.25 – 4 mm²

MultiStrip® 10 plus


- Suitable for single- and multi-conductor cables with PVC insulation and a wide range of special insulation types, such as PTFE and rubber insulation
- Insulation strippers adjust automatically to the cross-section and insulation thickness
- Metal clamping jaws hold the cable securely without slipping and without damaging the remaining insulation
- Precise and self-adjusting square crimping of wire end ferrules according to DIN 46228 part 1+4
- Consistent crimping quality by forced-lock completion of crimping process
- Interchangeable blade block and length stop
- Glass fibre-reinforced housing, ergonomic two-component grip



Art. No. 707 070






Possibility of fine adjustment – optimal adaptation to special materials or temperature conditions



Metallic clamping jaws and easily adjustable length stop for automatic stripping



Area for personalising the tool, eyelet for a tool tether

Art. No.	EAN 4049002	Capacity				Illustration	↔ mm	⚖ g
		Cutting	Stripping	Crimping ferrules	Crimping twin wire-end ferrules			
707 070	151804	up to 10.0 mm ² / AWG 8	0.03 – 10.0 mm ² / AWG 32 – 8	0.25 – 4.0 mm ² / AWG 22 – 10	2x 0.25 – 2.5 mm ² / 2x AWG 22 – 14		194	168
707 021	026201	Spare Blade Set					39	9
707 022	026218	Length Stop						1


Stripping

Fully automatic stripping with process reliability.


patented



Art. No. 707 020



Metallic clamping jaws, optimised blade geometry



Fully automatic stripping unit, 0.03–10 mm², easily adjustable length stop



Ergonomic grip design with safety function for cable cutter, capacity multi-stranded cable up to 10 mm² and solid up to 6 mm²

MultiStrip® 10


- Insulation strippers adjust fully automatically to the cross-section and insulation thickness – no manual fine adjustment is needed
- Suitable for single- and multi-conductor cables with PVC insulation and a wide range of special insulation types, such as PTFE and rubber insulation
- Universal blade geometry – robust and durable
- Metal clamping jaws hold the cable securely without slipping and without damaging the remaining insulation
- Especially smooth mechanism and very low weight
- Interchangeable blade block and length stop
- Glass fibre-reinforced housing, two-component grip






YouTube



Art. No. 707 020



Art. No.	EAN 4049002	Description		↔ mm	⚖ g
707 020	026195	0.03–10.0 mm ² / AWG 32–8		195	185
707 021	026201	Spare Blade Set		39	9
707 022	026218	Length Stop			1

Stripping


Automatic and universal.




Art. No. 700 001



Fine adjustment of cutting depth



Replaceable stripping blades, clamping jaws and length stop



Integrated wire cutter, capacity multi-stranded cable up to 10 mm² and solid up to 6 mm²

Automatic insulation stripper



- For stripping single-/multi-conductor and fine-stranded conductors with industry-standard insulation types
- 2 models for cross-sections ranging from 0.03 to 10 mm², plus ribbon cables up to 10 mm wide and 2.5–16 mm²
- Stripping blades adjust automatically to the various cross-sections
- Clamping jaws opens automatically after stripping is complete
- Does not damage conductors or cause splayed ends on single cores
- Glass fibre-reinforced housing










Art. No. 707 001



Art. No. 707 011



Art. No.	EAN 4049002	Description		↔ mm	⚖ g
707 001	004407	0.03–10.0 mm ² / AWG 32–8		200	235
707 002	007026	Spare Blade Set			5
707 003	007033	Clamping Jaws			2
707 004	007040	Length Stop			1
707 011	016141	2.5–16.0 mm ² / AWG 14–6		200	235
707 012	016158	Spare Blade Set			5
707 013	016165	Clamping Jaws			2

Stripping


High-precision, focused stripping.



Art. No. 708 218 3



Adjustable length stop with scale



4-piece blade set, precision mechanism of hardened spring steel, tough and long-lasting

Insulation stripper for special applications

- Special tools with length stop, for high-quality, non-destructive stripping and de-sheathing of all electrical single- and multi-core cables from 0.03 to 50 mm²
- Tool use does not depend on the strength of the insulating material
- No crushing or deformation to cable ends, thanks to patented stripping method
- High-precision shaped blades matched to the respective conductor cross-section
- Special, customer-specific models possible
- Stripping blades move back automatically into the initial position
- Black oxide tool, with ergonomic 2C grips



Art. No. 708 218 3









Position cable at length stop



Stripping with profile blades



Automatic removal of insulation

Art. No.	EAN 4049002	Range of applications		↔ mm	⚖ g
708 201 3	012136	Tool for PTFE insulated cables with cable guiding, 0.09 mm ² / 0.14 mm ² / 0.38 mm ² / 0.57 mm ² / 1.0 mm ² / 1.5 mm ² / 2.08 mm ² , Strip dimensions, Ø 0.35 mm / Ø 0.55 mm / Ø 0.8 mm / Ø 1.05 mm / Ø 1.35 mm / Ø 1.6 mm / Ø 1.75 mm	 	200	500
708 203 3	012150	Tool for PTFE insulated cables, 2.5 mm ² / 4.0 mm ² / 6.0 mm ² / 10.0 mm ² , Strip dimensions, Ø 2.3 mm / Ø 2.7 mm / Ø 3.5 mm / Ø 4.45 mm	 	200	500
708 205 3	012174	Tool for standard multi-wire cables, 0.25 mm ² / 0.75 mm ² / 1.5 mm ² / 2.5 mm ² / 4.0 mm ² / 6.0 mm ² , Strip dimensions, Ø 0.7 mm / Ø 1.35 mm / Ø 1.7 mm / Ø 2.3 mm / Ø 2.7 mm / Ø 3.5 mm	 	200	500

Insulation stripper for special applications

Art. No.	EAN 4049002	Range of applications			↔ mm	⚖ g
708 212 3	012242	Tool for special cable with PTFE insulation and Kapton® Foil, AWG 20/ AWG 18/ AWG 16/ AWG 14/ AWG 12/ AWG 10, Strip dimensions, Ø 1.0 mm/ Ø 1.2 mm/ Ø 1.4 mm/ Ø 1.8 mm/ Ø 2.4 mm/ Ø 2.8 mm			200	500
708 218 3	012303	Tool for ASI-Bus cable, outer sheath, Strip dimensions, oval shaped, 2 x R1.30 (distance 0.68), 2 x Ø 1,70			200	500
708 219 3	012310	Tool for POF-Flat Cable with a Spacing of 2.0, 5.0 mm, Strip dimensions, Ø 0.9 mm/ Ø 0.9 mm/ Ø 0.9 mm/ Ø 0.9 mm/ Ø 0.9 mm			200	500
708 220 3	012327	Tool for Control Wire, Shielded, Outer and Inner Cable, AWG 18, Strip dimensions, Ø 1.3 mm/ Ø 3.8 mm/ Ø 4.7 mm			200	500
708 223 3	012358	Tool for Thermo Compensating Wire, Outer and Inner Cable, 1.5 mm²/ 2.5 mm²/ 4.0 mm², Strip dimensions, 2 x Ø 1,80Special oval shape, 2x R1.80 (spacing 2.60)			200	500
708 226 3	012617	Tool for solar cable, 1.5 mm²/ 2.5 mm²/ 4.0 mm²/ 6.0 mm², Strip dimensions, Ø 1.9 mm/ Ø 2.4 mm/ Ø 3.0 mm/ Ø 3.9 mm			200	500
708 226-1 3	087004	Tool for solar cable, AWG 16/ AWG 14/ AWG 12/ AWG 10, Strip dimensions, Ø 1.9 mm/ Ø 2.4 mm/ Ø 2.6 mm/ Ø 3.3 mm			200	500
708 230 3	012655	Tool for PVC Hose Line Cable, Outer and Inner Cable, 0.34 mm²/ 0.5 mm²/ 3.1 mm²/ 3.5 mm²/ 4.2 mm², Strip dimensions, Ø 0.9 mm/ Ø 1.1 mm/ Ø 3.1 mm/ Ø 3.5 mm/ Ø 4.2 mm			200	500
708 233 3	012686	Tool for PVC cable, 6.0 mm²/ 10.0 mm²/ 16.0 mm², Strip dimensions, Ø 5.7 mm/ Ø 4.45 mm/ Ø 3.5 mm			200	500
708 248 3	012945	Tool for PFFE Single Stranded Wire, AWG 26/ AWG 24/ AWG 22/ AWG 20/ AWG 18/ AWG 16, Strip dimensions, Ø 0.3 mm/ Ø 0.55 mm/ Ø 0.8 mm/ Ø 1.1 mm/ Ø 1.35 mm/ Ø 1.55 mm			200	500
708 269 3	011467	Tool for solar cable, 4.0 mm²/ 6.0 mm²/ 10.0 mm², Strip dimensions, Ø 3.0 mm/ Ø 3.9 mm/ Ø 5.0 mm			200	500

Info

A wide range of special tools for various cable cross-sections and insulation types is available. The tools shown here are merely a representative selection of available products.

Replacement blades can be found by adding '0' to the tool article number (example: tool 708 248 3, pair of blades 708 248 3 0).

If the replacement of the blades does not yield the desired results, RENNSTEIG offers maintenance and calibration services.

Please talk to us for details, we are glad to provide support.

Microstrip for PTFE insulation

- For stripping PTFE-insulated copper cables with ultra-fine cores and cross-sections of AWG 40–26 (roughly equivalent to 0.005–0.14 mm²)
- Fixed end stop for cross-section ranges AWG 36/34 and 40/38 (roughly equivalent to 0.01–0.02 mm² and 0.005–0.008 mm²)
- End stop can be activated for cross-section ranges AWG 28/26 and 32/30 (roughly equivalent to 0.08–0.14 mm² and 0.03–0.06 mm²)
- Two laser-marked stripping positions on each of the front and rear sides



YouTube



Art. No. 8007 5001 3



Profiled cutting edge with V-blades



Front side with fixed end stop for AWG 36/34 and 40/38



Rear side with activated end stop for AWG 28/26 and 32/30

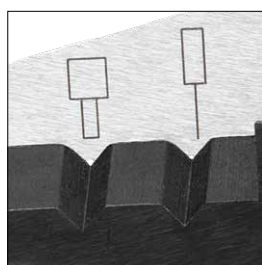
Art. No.	EAN 4049002	Description	Capacity	↔ mm	⚖ g
8007 5001 3	024610	black-oxide finish, 2-component grips	0.005–0.14 mm ² / AWG 40–26	135	91

Fibre Optic Microstripper 125/250


- High-precision stripping tool for fibre-optic cables
- Two stripping points defined by a fixed end stop enable the non-destructive removal of primary and secondary coatings (125 µm/250 µm)
- Hardened tool steel, black oxide surface finish
- Comfortable and ergonomic 2-component grips



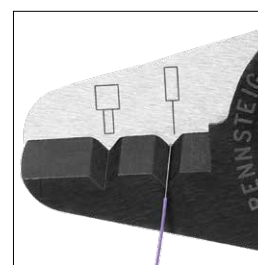
Art. No. 8007 5000 3



Profiled cutting edge with V-blades



Removing the secondary coating



Removing the primary coating

Art. No.	EAN 4049002	Description	↔ mm	⚖ g
8007 5000 3	025051	Fibre Optic Microstripper 125/250	135	86

Stripping

De-sheathing tool L

- For removing the insulation of round cable sheaths made of PVC, rubber, silicone or PTFE from 6.0 - 29.0 mm dia.
- Self-tightening holding lever
- With knurled nut for cutting depth adjustment
- Changing from circular to longitudinal cutting by turning the tool body
- Spiral cutting for removing intermediate pieces
- Replaceable blade
- Housing: high-impact resistant plastic



Art. No. 707-1630



Circular cut



Longitudinal cut



Spiral cutting

Art. No.	EAN 4049002	Description	Capacity Ø mm	↔ mm	⚖ g
707-1630	124846	De-sheathing tool L	6 – 29	135	97
707-1630 0	125867	Spare blade			1

De-sheathing tool XL

- For removing the insulation of round cables exceeding 25.0 mm dia.
- Removes all insulating layers without damaging the layer below
- Suitable for longitudinal and circular cutting
- Designed for stripping the ends and midspan
- Cutting depth can be adjusted up to 5.0 mm
- Replaceable blade (both sides can be used)
- Tool body: plastic, fibreglass-reinforced



Art. No. 707-1640



Adjustable blade depth



Circular cut



Longitudinal cut

Art. No.	EAN 4049002	Description	Capacity Ø mm	↔ mm	⚖ g
707-1640	124853	De-sheathing tool XL	> 25	165	210
707-1640 0	125874	Spare blade			1

Stripping Tool Multi

- Universal stripping tool for RG 59, RG 6, RG 7, RG 11 coax cables
- Stripping outer jacket from coax, UTP/STP, round and flat data cables
- User-friendly 6 mm (1/4") blade cassette
- Adjustable stripping blade for data cables
- Two stripping blades for trimming and de-sheathing phone ribbon cables (4P/6P/8P) in one work step
- Integrated blade for trimming data cables
- Brush for de-braiding cable shielding included
- Housing: high-impact resistant plastic



Art. No. 707-1660 SB



Trimming coax cables



Stripping round data cables



Stripping of flat cables

Art. No.	EAN 4049002	Capacity	↔ mm	⚖ g
707-1660 SB	129964	RG 59, RG 6, RG 7, RG 11	125	97

Stripping Tool for coaxial cables

- For stripping RG 6, RG 58, RG 59 coax cables
- Outer jacket, shielding and insulation are stripped in one work step
- Rotating cut with three installed blades
- Cutting depth adjustable with Allen key (included)
- Blade spacing remains constant
- Housing: high-impact resistant plastic



Art. No. 707-1700 SB



Inserting a coax cable



Rotary cutting



Stripping of 3 layers in one work step

Art. No.	EAN 4049002	Capacity	↔ mm	⚖ g
707-1700 SB	129971	RG 6, RG 58, RG 59	110	97

Crimping

Crimped connections have now largely replaced soldered connections: they are mechanically stable, corrosion-resistant, easily reproducible, fatigue-resistant and ensure optimum electrical transfer quality over long periods of time. Creating them requires a coordinated set of conductors, contacts, crimping tools and tool settings.

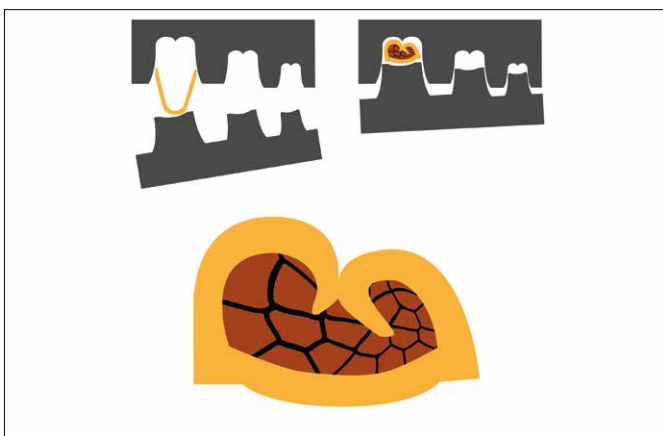
Basic quality requirements for crimp connections have been defined in several kinds of documents, such as DIN standards, AS standards for aviation, and aircraft manufacturer process instructions. In addition, detailed processing specifications from contact manufacturers also require the use of perfectly matched crimping solutions.

From profiled crimping (F-, W-, hex-, square- or special crimp shapes), 4/8 indent crimps or multifunctional special crimping tools – RENNSTEIG offers a tool to match virtually any type of connector. Contacts that need to be processed as F-crimp profiles present a particular challenge when it comes to crimping. The symmetric rolling in of connector flanks has a decisive role to play here. In these cases, crimping tools with parallel closing jaws offer key advantages compared to tools using the more common shear principle (see fig.). This avoids the connector rotating during the crimping procedure and guarantees that the flanks are rolled in symmetrically.

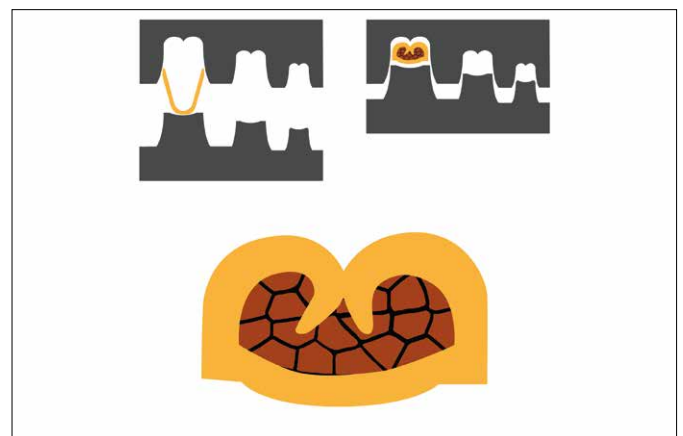
Precise preparation of the conductors (cutting and stripping) is equally important, as is ensuring well-matched connectors, conductors and crimping tools. An important role is also played by the correct positioning of connectors and conductors in the right crimping tool. The RENNSTEIG product portfolio offers a wide range of positioning guides: these guarantee high-quality processing as well as process reliability and error reduction.

RENNSTEIG products naturally feature the full range of functionality for modern crimping tools, such as:

- Forced locking system, to ensure that the crimp is completed properly
- Secure, non-slip grip sheaths, plus ergonomic grip distances to reduce fatigue while working
- Adjustable crimp pressure for interchangeable dies
- Factory tool setting to ensure the correct initial crimp pressure



Shear principle



Parallel principle


Processing contacts and connectors



Quick guide to the most important crimped connections

Insulated and non-insulated end sleeves

Page
40-54, 72, 110-112, 118



Insulated and non-insulated cable lugs and connectors

Page
48-53, 66-68, 122-127, 130-137




Rolled and stamped contacts

Page
52, 55-57, 70-71



Blade connectors

Page
48-53, 69



Turned contacts

Page
73, 78-79, 82-84, 84-85, 85-93, 93-97, 114



Heat-shrink connectors

Page
50-51, 114



Unshielded modular push-in connectors and ISDN connectors

Page
74



Shielded modular push-in connectors and ISDN connectors

Page
74



Connectors for COAX plugs

Page
50-53, 75



Solar connectors

Page
76-77



Optical fibre connectors

Page
75, 98-101, 101-103, 103



Processing contacts and connectors

Self-adjusting wire-end ferrule solutions

Crimping flexibly and automatically.

patented




Art. No. 610 190 6



Self-guiding jaws




Model Twistor® 16 – Square crimp profile with 4 profiled crimp surfaces



Model Twistor® T – Trapezoidal crimp profile

RENNSTEIG Twistor®

- Offers the advantages of tools with front and sideways insertion in a single, universal tool
- For crimping insulated and non-insulated wire-end ferrules according to DIN 46 228
- Self-adjusting adaptation to the required size of wire-end ferrule
- Large cross-section range can be processed without resetting the tool
- Crimping of extra-long wire-end ferrules up to 16 mm (Twistor® 16) or up to 18 mm (Twistor® T) possible in one work step
- Mechanism design optimises application of manual force, with improved ergonomics for fatigue-free working
- Precise, factory-set (calibrated) crimping pressure, can be re-adjusted
- Consistent crimping quality with forced-lock completion of crimping process (can be released)




YouTube



Art. No. 610 190 6



Art. No. 610 191 6



Highly streamlined, compact tools with 360° pivoting crimp insert featuring 8 fixing positions for a wide range of wire-end ferrules

Art. No.	EAN 4049002	Finish	Profile	Capacity		UL	↔ mm	⚖ g
				Wire-end ferrules	Twin wire-end ferrules			
610 190 6	133954	Model Twistor® 16, Pliers chrome plated, Crimp insert rotates 360°, 4 profiled crimp surfaces		0.14 – 16.0 mm²/ AWG 26 – 6	2x 0.25 – 6.0 mm²/ 2x AWG 28 – 8		185	520
610 191 6	151811	Model Twistor® T, Pliers chrome plated, Crimp insert rotates 360°, profiled, trapezoidal crimp surfaces		0.14 – 10.0 mm²/ AWG 26 – 8	2x 0.25 – 6.0 mm²/ 2x AWG 22 – 8		196	490

Processing contacts and connectors

Self-adjusting wire-end ferrule solutions

Self-adjusting, easy crimping.


patented



Art. No. 610 185 3



Square crimp shape – automatic adjustment to max.
16 mm² /AWG 6




Hexagonal crimp shape – automatic adjustment to max.
16 mm² /AWG 6



Processing of twin wire-end ferrules up to max.
2x 6 mm² /2x AWG 8

Ferrule crimping tools

- For crimping insulated and non-insulated wire-end ferrules according to DIN 46 228
- Self-adjusting adaptation to the required size of wire-end ferrule
- Wire-end ferrules are inserted sideways into the tool
- Force magnified by lever action to ensure fatigue-free working
- High-precision crimping jaws in various designs
- Range of crimp layouts
- Precise, factory-set (calibrated) crimping pressure
- Consistent crimping quality with forced-lock completion of crimping process (can be released)
- Black oxide finish (chrome plating on request)




Art. No. 610 184 3



Art. No. 610 286 3



Art. No. 610 084 3 2



Excellent fit for many different terminal shapes

Info

The UL certificate applies only when using the labelled tool in conjunction with the wire-end ferrules that we offer, as listed on pages 109–110.

Art. No.	EAN 4049002	Finish	Profile	Capacity		SP UL	↔ mm	⚖ g
				Wire-end ferrules	Twin wire-end ferrules			
610 184 3	104244	Pliers black-oxide finish, Sideways insertion, 4 profiled crimp surfaces		0.08–10.0 mm ² / AWG 28–8	2x 0.25–6.0 mm ² / 2x AWG 22–8	•	180	410
610 185 3	104251	Pliers black-oxide finish, Sideways insertion, 4 profiled crimp surfaces		0.08–16.0 mm ² / AWG 28–6	2x 0.25–6.0 mm ² / 2x AWG 22–8	•	180	422
610 084 3 2	018145	Pliers black-oxide finish, Sideways insertion, 2 profiled/2 smooth crimp surfaces		0.08–10.0 mm ² / AWG 28–8	2x 0.25–6.0 mm ² / 2x AWG 22–8		180	440
610 286 3	150746	Pliers black-oxide finish, Sideways insertion, 6 profiled crimp surfaces		0.08–16.0 mm ² / AWG 28–6	2x 0.25–10.0 mm ² / 2x AWG 22–8		180	417

Processing contacts and connectors

Self-adjusting wire-end ferrule solutions

A large variety of crimps in a small package.




Art. No. 610 088 3



Front feed




0.08–16mm² crimp range (switchable), automatic adjustment with tuned spring combination



Forced-lock completion of crimping process (with emergency release), re-adjustable crimping pressure

Ferrule crimping tools PEW 8.87 / 8.88


- For crimping insulated and non-insulated wire-end ferrules according to DIN 46 228
- Self-adjusting adaptation to the required size of wire-end ferrule
- Easiest to work with when working conditions are cramped
- Huge range of applications supported in one tool (model PEW 8.88)
- Square crimp profile with 4 profiled crimp surfaces
- Precise, factory-set (calibrated) crimping pressure, can be re-adjusted
- Force magnified by lever action to ensure fatigue-free working
- Consistent crimping quality with forced-lock completion of crimping process (can be released)




Art. No. 610 087 3




Art. No. 610 088 3



Art. no. 610 088 3 front insertion up to max. 16 mm² – useful for short conductor ends



Art. no. 610 087 3 sideways insertion up to max. 2.5 mm² possible



Art. no. 610 087 3 front insertion up to max. 10.0 mm² possible

Info

The UL certificate applies only when using the labelled tool in conjunction with the wire-end ferrules that we offer, as listed on pages 109–110.

Art. No.	EAN 4049002	Finish	Profile	Capacity		SP UL	↔ mm	⚖ g
				Wire-end ferrules	Twin wire-end ferrules			
610 087 3	016417	Pliers black-oxide finish, Front and sideways insertion, 4 profiled crimp surfaces		0.08–10.0 mm ² / AWG 28–8	2x 0.25–4.0 mm ² / 2x AWG 22–10	•	190	520
610 088 3	022814	Pliers black-oxide finish, Front insertion, 4 profiled crimp surfaces		0.08–16.0 mm ² / AWG 28–6	2x 0.25–6.0 mm ² / 2x AWG 22–8	•	190	520

Processing contacts and connectors

Self-adjusting wire-end ferrule solutions

High-volume crimping.



Art. No. 636 084 3



Self-adjusting crimping unit, 4 profiled crimp surfaces, art. no. 636 084 3 0





Self-adjusting crimping unit, 6 profiled crimp surfaces, art. no. 636 086 3 0





Excellent work safety with good accessibility

Crimping machine CM 25-3

- Compact, maintenance-free table-top device
- Crimp force 25 kN, working pressure 6 bar
- Air requirements 0.75 l/work stroke
- Hand or foot operation
- Height-adjustable feet
- Automatic adjustment to cross-section when crimping insulated and non-insulated wire-end ferrules according to DIN 46 228
- Self-adjusting adaptation to the required size of wire-end ferrule
- Adjustable insertion guide for insulated wire-end ferrules
- Square or hexagonal crimp profile with profiled crimp surfaces
- Base unit can also be fitted with 4/8 indent crimping units (see '4/8 indent solutions' section)




Art. No.	EAN 4049002	Finish	Profile	Capacity		↔ mm	⚖ g
				Wire-end ferrules	Twin wire-end ferrules		
636 025-3	029561	CM25-3 crimping machine without crimping unit, without positioning guide				325 x 280 x 500	31,800
636 084 3 0	097225	Ferrule Crimping Unit, Square Crimp		0.08–10.0 mm ² / AWG 28–8	2x 0.25–6.0 mm ² / 2x AWG 22–10	100 x 43 x 76	600
636 086 3 0	100802	Ferrule Crimping Unit, Hex Crimp		0.08–6.0 mm ² / AWG 28–10	2x 0.25–4.0 mm ² / 2x AWG 22–12	100 x 43 x 76	600

Processing contacts and connectors

Service solutions

Switch quickly and easily
between five application
areas.

patented



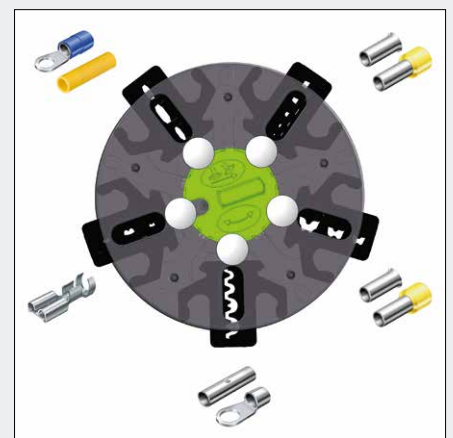
Art. No. 629 005 3



Reliable processing of a wide range of contacts
and cable cross-sections



Just one tool to cover standard crimping applications



Safe, protected storage for interchangeable crimp dies
in a rotary magazine

MultiCrimp®

- One tool for all of the typical applications needed in the electrical/electronics industry
- Reliable crimping results comparable with non-removable crimping units
- Patented storage and changing system with practical belt clip
- Forced-lock completion of crimping process to ensure reliable crimping results (with emergency release)
- Comfortable, high-performance and pro-quality crimping tool with ergonomic one- or two-hand operation



YouTube



Art. No. 629 005 3



Art. No. 629 004 3

Info

This tool can be changed to work in different applications quickly and without needing any extra tools. To do so, simply 'click' the crimp dies needed into the tool from the rotary magazine. To see just how easy this tool is to use, watch the video on our YouTube channel (QR code).

Art. No.	EAN 4049002	Finish	Profile	Connector	Die set	↔ mm	⚖ g
629 005 3	107535	MultiCrimp® with magazine, 5 dies included				315	950
629 004 3	011863	MultiCrimp® with magazine, 3 dies included				315	860
629 050 3 0 1	015144	0.5–1.0 mm ² 1.5–2.5 mm ² 4.0–6.0 mm ² tab width 4.8 + 6.3 mm				60	80
629 060 3 0 1	015175	0.5–1.0 mm ² 1.5–2.5 mm ² 4.0–6.0 mm ²				60	80
629 090 3 0 1	015649	0.25–0.75 mm ² 1.0–1.5 mm ² 2.5 mm ² 4.0 mm ² 6.0 mm ²				60	80
629 091 3 0 1	110979	10.0 mm ² 16.0 mm ² 25.0 mm ²				60	80
629 1071 3 0 1	112249	0.5–1.5 mm ² 1.5–2.5 mm ² 4.0–6.0 mm ² 6.0–10.0 mm ²				60	80
629 000 3	000492	MultiCrimp® without dies				235	520
629 001 0	018251	Magazine (for 5 dies) empty				100	80

Processing contacts and connectors

Service solutions


**Complete professional
repairs in cramped working
conditions**




Art. No. 619 060 3



Short grip distance




Good accessibility in cramped working conditions



Light and compact with ergonomically-shaped two-component grips

PEW 9 – Light and compact

- Optimised range of tools for installation professionals
- Efficient lever action ensures a high crimping force
- Guarantees optimum, solder-free electrical connections
- Forced-lock completion of crimping process to ensure reliable crimping results (with emergency release)
- Precise, factory-set (calibrated) crimping pressure



Art. No. 619 060 3



Art. No. 619 1071 3

Art. No.	EAN 4049002	Finish	Profile	Connectors	↔ mm	g
619 020 3	026034	Tool with die, Uninsulated Contacts, 0.25–0.75 mm ² / 1.0–1.5 mm ² / 2.5 mm ²			215	520
619 031 3	026041	Tool with die, Uninsulated Butt Connectors, 1.5 mm ² / 2.5 mm ² / 4.0 mm ² / 6.0 mm ² * / 10.0 mm ² *			215	520
619 032 3	026058	Tool with die, Uninsulated Contacts, 0.5–1.0 mm ² / 1.5–2.5 mm ² / 4.0–6.0 mm ² / 10.0 mm ²			215	520
619 045 3	026065	Tool with die, Non-insulated plug connectors, 0.1–0.25 mm ² / 0.5–1.0 mm ² / 0.5–1.0 mm ² / 1.5–2.5 mm ²			215	520
619 050 3	026072	Tool with die, Non-insulated plug connectors, 0.5–1.0 mm ² / 1.5–2.5 mm ² / 4.0–6.0 mm ²			215	530
619 060 3	026089	Tool with die, Insulated terminals, 0.5–1.0 mm ² / 1.5–2.5 mm ² / 4.0–6.0 mm ²			215	540
619 090 3	026096	Tool with die, Ferrules, 0.25–0.75 mm ² / 1.0–1.5 mm ² / 2.5 mm ² / 4.0 mm ² / 6.0 mm ²			215	520
619 091 3	026102	Tool with die, Ferrules, 10.0 mm ² / 16.0 mm ² / 25.0 mm ²			215	520
619 100 3	026119	Tool with die, Coaxial connectors, 5.4 / 6.48 / 1.72 mm			215	520
619 1071 3	111136	Tool with die, Non-insulated terminals and splice connectors, 0.5–1.5 mm ² / 1.5–2.5 mm ² / 4.0–6.0 mm ² * / 6.0–10.0 mm ² *			215	520
619 1389 3	142796	Tool with die, Heat-shrink connectors, 1.5–2.5 mm ² / 4.0–6.0 mm ² / 0.5–1.0 mm ²			215	520

* According to DIN 46267

Processing contacts and connectors

Service solutions

PEW 8 – The handy service crimper

- Small and handy, fully featured tools with a 20° angled crimping head
- Compact design and low weight
- Precise, factory-set (calibrated) crimping pressure, can be re-adjusted
- Forced-lock completion of crimping process to ensure reliable crimping results (with emergency release)
- Locators available for special applications
- Especially suited to small crimp cross-sections



Art. No. 618 062 3




Art. No. 618 080 3

Art. No.	EAN 4049002	Finish	Profile	Conectors	↔ mm	⚖ g
618 020 3	006661	Tool with die, Uninsulated Contacts, 0.25–0.75 mm ² / 1.0–1.5 mm ² / 2.5 mm ²			195	411
618 040 3	006678	Tool with die, Non-insulated plug connectors, 0.25–0.5 mm ² / 0.75–1.0 mm ² / 1.5 mm ²			195	416
618 040 3 1	018107	Tool with die and locator, Non-insulated plug connectors, 0.25–0.5 mm ² / 0.75–1.0 mm ² / 1.5 mm ²			195	460
618 062 3	006685	Tool with die, Insulated terminals, 0.5–1.0 mm ² / 1.5–2.5 mm ²			195	420
618 063 3	006692	Tool with die, Insulated terminals, 0.1–0.25 mm ² / 0.25–0.5 mm ² / 0.5–1.0 mm ²			195	420
618 080 3	006708	Tool with die, Insulated and non-insulated end sleeves, 0.25–0.75 mm ² / 1.0–1.5 mm ² / 2.5 mm ² / 4.0 mm ² / 6.0 mm ²			195	420
618 081 3	006715	Tool with die, Insulated and non-insulated end sleeves, 0.25–0.5 mm ² / 0.75–1.5 mm ² / 2.5 mm ²			195	420
618 100 3	006722	Tool with die, Coaxial connectors, 5.4 / 6.48 / 1.72 mm			195	420
618 667 3	022913	Tool with die, D-Sub-connectors, 0.03–0.09 mm ² / 0.2–0.56 mm ² / 0.08–0.2 mm ²			195	420
618 667 3 1	022906	Tool with die and locator, D-Sub-connectors, 0.03–0.09 mm ² / 0.2–0.56 mm ² / 0.08–0.2 mm ²			195	460

PEW 16 – The service crimper

- Fully featured tools for key applications in service operations
- Especially suited to frequent crimping of larger contacts
- Efficient lever action reduces the hand force required
- One- and two-handed operation
- Re-adjustable crimp pressure
- Forced-lock completion of crimping process to ensure reliable crimping results (with emergency release)



Art. No. 626 060 3



Art. No. 626 091 3

Art. No.	EAN 4049002	Finish	Profile	Conectors	↔ mm	⚖ g
626 031 3	019425	Tool with die, Uninsulated Contacts and Butt Connectors, 1.5 mm ² / 2.5 mm ² / 4.0 mm ² / 6.0 mm ² * / 10.0 mm ² *			250	610
626 032 3	019432	Tool with die, Uninsulated Contacts and Butt Connectors, 0.5–1.0 mm ² / 1.5–2.5 mm ² / 4.0–6.0 mm ² / 10.0 mm ²			250	610
626 033 3	034282	Tool with die, Uninsulated Contacts and Butt Connectors, 16.0 mm ² / 25.0 mm ²			250	610
626 045 3	019456	Tool with die, Non-insulated plug connectors, 0.1–0.25 mm ² / 0.5–1.0 mm ² / 0.5–1.0 mm ² / 1.5–2.5 mm ²			250	610
626 050 3	019463	Tool with die, Non-insulated plug connectors, 0.5–1.0 mm ² / 1.5–2.5 mm ² / 4.0–6.0 mm ²			250	610
626 060 3	019500	Tool with die, Insulated terminals, 0.5–1.0 mm ² / 1.5–2.5 mm ² / 4.0–6.0 mm ²			250	610
626 063 3	019517	Tool with die, Insulated terminals, 10.0 mm ² / 16.0 mm ²			250	610
626 090 3	019555	Tool with die, Insulated and non-insulated end sleeves, 0.25–0.75 mm ² / 1.0–1.5 mm ² / 2.5 mm ² / 4.0 mm ² / 6.0 mm ²			250	620
626 091 3	019562	Tool with die, Insulated and non-insulated end sleeves, 10.0 mm ² / 16.0 mm ² / 25.0 mm ²			250	620
626 092 3	019579	Tool with die, Insulated and non-insulated end sleeves, 35.0 mm ² / 50.0 mm ²			250	620
626 097 3	028816	Tool with die, Twin-Ferrules, 2x 16.0 mm ² / 2x 10.0 mm ² / 2x 6.0 mm ²			250	620
626 100 3	019586	Tool with die, Coaxial connectors, 5.4 / 6.48 / 1.72 mm			250	620
626 1071 3	111143	Tool with die, Non-insulated terminals and splice connectors, 0.5–1.5 mm ² / 1.5–2.5 mm ² / 4.0–6.0 mm ² * / 6.0–10.0 mm ² *			250	620


* According to DIN 46267

Processing contacts and connectors

Service solutions


Ferrule crimping tool PE 7.1

- Crimping tool for crimping wire-end ferrules according to DIN 46228 in range 0.25 to 2.5 mm²
- Pliers body forged from high-quality tool steel
- Milled trapezoidal crimp profiles
- Polished surface finish
- Plastic-coated grips





Art. No. 610 001 0



Art. No.	EAN 4049002	Finish	Capacity	Profile	↔ mm	⚖ g
610 001 0	006647	polished	0.25–0.5 mm ² / 0.75–1.0 mm ² / 1.5 mm ² / 2.5 mm ²		150	142

PEW 15 – Hand crimping tool

- Crimping tool for thick-walled connectors (with and without seal)
- Interchangeable crimping dies, locators and positioning guides for a wide range of contacts
- Parallel crimping jaw closing action
- Low hand force required, thanks to efficient lever action
- Crimping force 15 kN
- Forced-lock completion of crimping process to ensure reliable crimping results (with emergency release)
- Re-adjustable crimp pressure
- One- and two-handed operation
- Lightweight aluminum tool body
- Plastic-coated grips



Art. No. 695 000 2 + 695 001 3 01

Art. No.	EAN 4049002	Finish	Profile	Conectors	↔ mm	⚖ g
695 000 2	019609	Tool without dies			340	1,250
695 001 3 01	138287	Die set and locator for connectors Aptiv (Delphi) Ducon 9.5 with seal, (15327010/15327010-L), 4.0 mm ²			36	86
695 002 3 01	145599	Die set and locator for connectors Aptiv (Delphi) Ducon 9.5 with seal, (15327010/15327010-L), 6.0 mm ²			36	86
695 003 3 01	145605	Die set and locator for connectors Aptiv (Delphi) Ducon 9.5 with seal, (10730408/10730408-L), 10.0 mm ²			36	86
695 025 3 01	145612	Die set and locator for connectors Yazaki mit Seal, (7114-3250, 7116-3250), 6.0 mm ² / AWG 8			36	86
695 030 3 01	133657	Die set and locator for connectors TE Maxi Power Timer, (962932/962933), 10.0 mm ²			50	105
695 032 3 01	133664	Die set and locator for connectors TE Maxi Power Timer with Seal, (962938/962939), 6.0–10.0 mm ²			50	105
695 043 3 0	137488	Die set for connectors MTA F800, (1707650/1107650), 1.5–2.5 mm ²			36	60
695 044 3 0	137495	Die set for connectors MTA M800, WP M800, (1707675/1107675, 1707700/1107700), 4.0 mm ²			36	60
695 045 3 0	137501	Die set for connectors MTA F800, (1707660/1107660), 6.0 mm ²			36	60
695 046 3 0	137518	Die set for connectors MTA M800, WP M800, (1707685/1107685, 1707710/1107710), 6.0 mm ²			36	59
695 647 3 01	112577	Die set and locator for connectors TE Maxi Power Timer with Seal, (962936, 963772), 4.0–6.0 mm ²			36	105

Processing contacts and connectors

Service solutions

**Process miniature contacts
with ease and precision.**



Art. No. 616 667 3 1



Parallel crimping jaw closing action



Pivoting multi-function locator made from aluminum



Short grip distance

PEW 6 – Small and precise

- Developed for small connector designs with a crimping range of 0.03 to 2.5 mm²/AWG 32–14
- Precise, factory-set (calibrated) crimping pressure
- Forced-lock completion of crimping process to ensure reliable crimping results (with emergency release)
- Locators made from metal for exact connector and cable positioning
- Small and compact design



Art. No. 616 667 3 1



The pivoting locator ensures the exact orientation and fixation of the contact, and also serves as a wire stop for the cable. Together with parallel crimp jaw closing and forced-lock completion of the crimping operation, this ensures a perfect crimped connection.

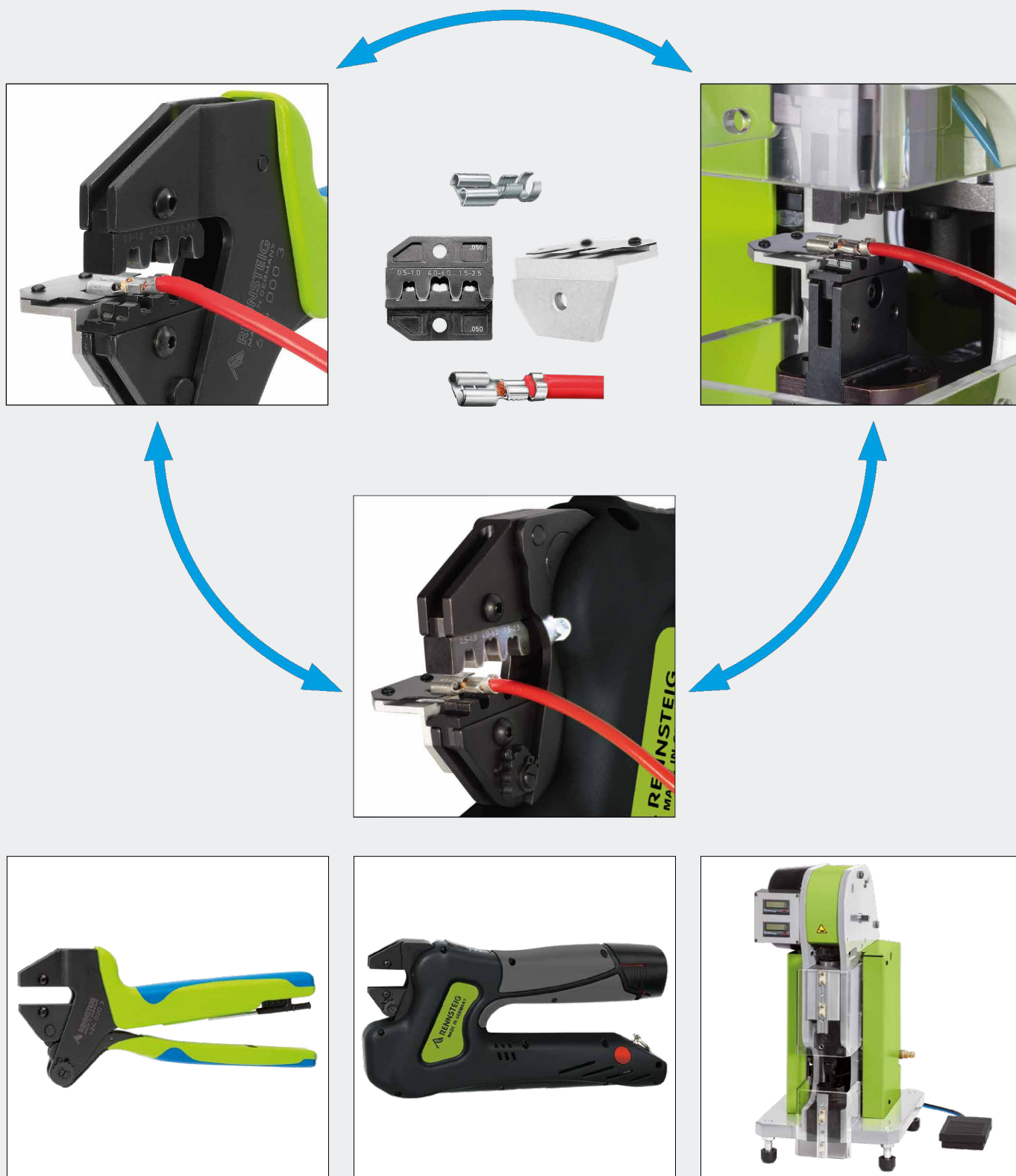
Art. No.	EAN 4049002	Finish	Profile	Connectors	Capacity	↔ mm	⚖ g
616 001 3 1	025860	Tool with die and locator		TE – HD 22	0.14 – 0.2 mm ² / 0.25 – 0.32 mm ²	190	358
616 002 3 1	025907	Tool with die and locator		TE – Modul IV (Tandem)	0.03 – 0.09 mm ² / 0.12 – 0.14 mm ² / 0.2 – 0.56 mm ²	190	300
616 003 3 1	025945	Tool with die and locator		TE – Micro Timer	0.2 – 0.5 mm ² / 0.35 – 0.75 mm ² / 0.5 – 1.0 mm ²	190	363
616 011 3	028533	Tool with die		Open Ferrules according to DIN-Standard 46228-2	0.5 – 1.0 mm ² / 1.5 mm ² / 2.5 mm ²	190	270
616 024 3 1	095382	Tool with die and locator		Molex – Micro-Fit	AWG 20 / AWG 24 – 22 / AWG 30 – 26	190	358
616 026 3 1	095375	Tool with die and locator		Molex – Mini-Fit	AWG 16 / AWG 18 / AWG 24 – 20	190	358
616 027 3 1	128080	Tool with die and locator		Molex – C-Grid III	AWG 24 – 22 / AWG 28 – 26	190	358
616 028 3 1	095399	Tool with die and locator		Molex – 2,54 mm KK	AWG 30 – 26 / AWG 24 – 22 / AWG 24 – 22 / AWG 30 – 26	190	358
616 667 3 1	025983	Tool with die and locator		TE – D-Sub, HD20, HDE	0.03 – 0.09 mm ² / 0.08 – 0.2 mm ² / 0.2 – 0.56 mm ²	190	300
616 682 3 1	026027	Tool with die and locator		TE – MQS	0.25 mm ² / 0.35 mm ² / 0.5 mm ²	190	300

Processing contacts and connectors

Crimping system solutions

The ideal crimping system

Buy once – use in many tools



Crimp System Tool PEW 12

Battery powered crimping tool E-PEW 12

Pneumatic Crimping Machines CM 25

Processing contacts and connectors

Crimping system solutions

Highly efficient crimping for multiple systems.



Art. No. 624 071 3 1



Replaceable crimp dies



Locator and wire stop can be fitted



Pliers with accessories in a plastic case – can be kitted out with up to 7 crimp dies and one positioning guide

Crimp System Tool PEW 12

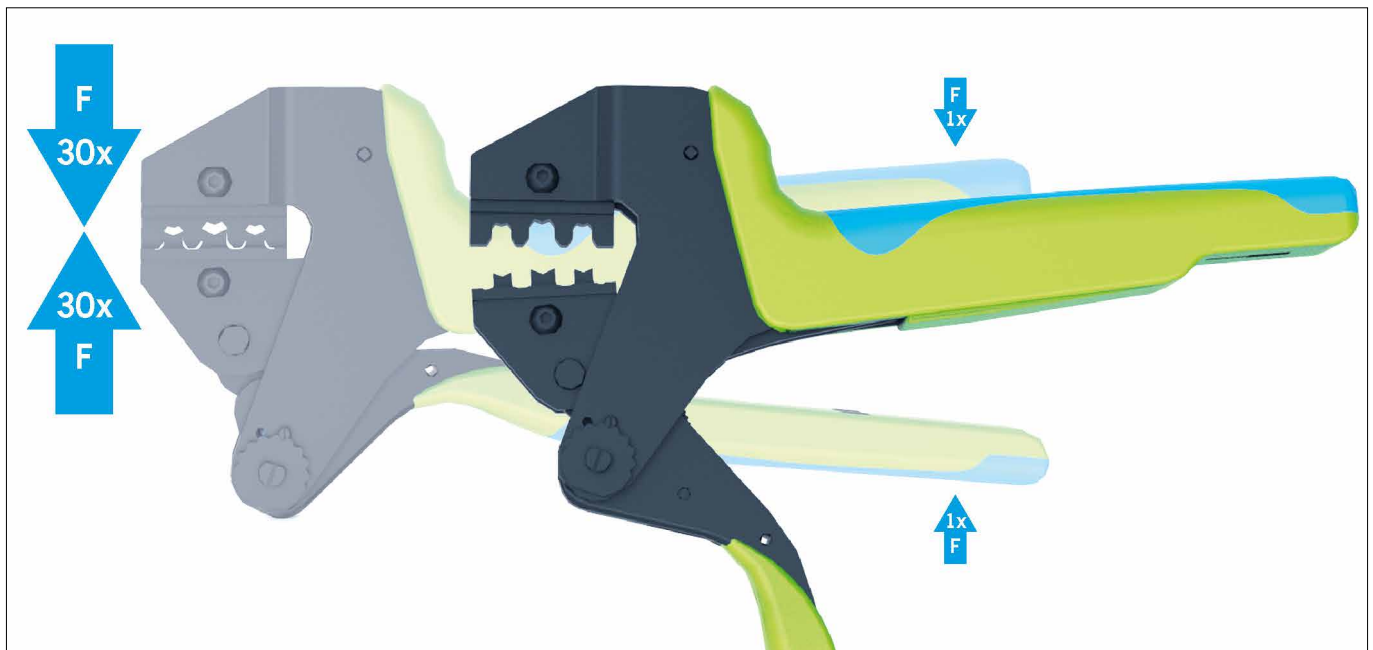
- Special crimping tool for crimping virtually any recent type of crimp connector
- Guarantees exact, solder-free electrical connections
- Parallel crimping jaw closing action
- Optimum leverage
- Forced-lock completion of crimping process to ensure reliable crimping results (with emergency release)
- User-friendly with ergonomic centre of gravity
- One- and two-handed operation
- Wide range of possible combinations



Art. No. 624 000 3



Art. No. 624 000 6



Low hand force is needed to generate a powerful crimping force (ratio 1:30). Parallel crimping jaw closing action guarantees an optimum crimp result.

Info

Several hundred types of crimping dies are now available for the PEW 12 system tool, as well as positioning guides for a wide range of applications.

Art. No.	EAN 4049002	Description	↔ mm	⚖ g
624 000 3	014000	Crimp System Tool PEW 12, black-oxide finish, without die set, without positioning guide	200	620
624 000 6	014017	Crimp System Tool PEW 12, chrome plated, without die set, without positioning guide	200	620
624 101 3	016172	Crimp System Tool PEW 12 in plastic case, black-oxide finish, without die set, without positioning guide	265 x 220 x 50	1,030
624 101 6	014789	Crimp System Tool PEW 12 in plastic case, chrome plated, without die set, without positioning guide	265 x 220 x 50	1,030
624 40098 3	058196	Tabletop mount for PEW 12	190	200

Processing contacts and connectors

Crimping system solutions

Effortless crimps.



Art. No. 6370 0100 1



Low-maintenance electromechanical drive




Process monitoring with multi-function display



Supplied in a plastic case with rechargeable battery (12 V / 2.0 Ah) and charger, can be fitted with crimp dies and positioning guides from the crimping system

Battery powered crimping tool E-PEW 12

- Can be combined with all available crimping die sets, positioning guides, wire stops, etc. from the PEW 12 hand crimping tool
- Combines the benefits of the hand tool with a (lithium-ion) battery-operated drive system
- Parallel crimping is implemented as a flexible, user-friendly technique
- Cost-effective to run: robust and fault-tolerant plus long periods between maintenance
- Jog mode for exact contact positioning – no overshoot
- Emergency release and reset function
- Compact design with ergonomic working height and illuminated work area
- Low level of noise emissions
- **Special model with larger system dimensions (16 mm) available – art. no. 6371 0100 1**



Art. No.	EAN 4049002	Description	↔ mm	⚖ g
6370 0100 1	097126	Powered crimper in case with 12 V/2 Ah battery and EU charger (no crimp die sets, no positioning guides)	500 x 420 x 125	4,700
6370 0200 1	097133	Powered crimper in case with 12 V/2 Ah battery and UK charger (no crimp die sets, no positioning guides)	500 x 420 x 125	4,700
6370 0300 1	097140	Powered crimper in case with 12 V/2 Ah battery and US charger (no crimp die sets, no positioning guides)	500 x 420 x 125	4,700
6370 0400 1	097157	Powered crimper in case with 12 V/2 Ah battery and Australia/Oceania charger (no crimp die sets, no positioning guides)	500 x 420 x 125	4,700
6370 0002 0	098369	Li-Ion battery 12V / 2.0 Ah	50 x 55 x 90	180
6370 0004 0	149177	Li-Ion battery 12V / 4.0 Ah	50 x 55 x 90	400
6370 0057 0	105036	Bench mount for E-PEW 12		60
6370 00429 0	144295	Shoulder strap for E-PEW 12		225

Processing contacts and connectors

Crimping system solutions


High-volume crimping.



Art. No. 636 025-1



Model CM 25-1 – crimping machine for universal use with guards



Model CM 25-5 – crimping machine with sliding table



Model CM 25-6 – crimping machine with reduced stroke, without guards

Pneumatic Crimping Machines CM 25

- Compatible with most crimp dies and positioning guides for the PEW 12 crimp system tool
- Compact, maintenance-free table-top device in various models for a wide range of manufacturing requirements
- Quick and simple retooling makes it suitable for short- and medium-run production
- 360° rotating mount for crimp dies (not applicable to CM25-5)
- Fine adjustment of crimp height possible with setting nut on press ram
- Hand or foot actuation
- Crimping force 25 kN
- Height-adjustable feet
- Special models, e.g. with larger system dimensions (16 mm) can be found in the 'Special solutions and accessories' section



Art. No.	EAN 4049002	Description	Capacity mm ²	↔ mm	⚖ g
636 025-1	034305	Crimping machine CM 25-1 without crimp dies, without positioning guides		325 x 280 x 500	33,500
636 025-5	086885	Crimping machine CM 25-5 with sliding tray without crimp dies, without positioning guides		325 x 280 x 500	33,500
636 025-6	086892	Crimping machine CM 25-6 with < 6 mm stroke without crimp dies, without positioning guides		325 x 280 x 500	33,500
636 025 0 29	017506	Footswitch for crimping machines CM 25		240 x 150 x 140	700

Processing contacts and connectors

Crimping system solutions

Universal positioning guide for PEW 12 crimping system

- Positioning guides recommended for insulated and non-insulated connectors
- Simple solution for prototyping and short-run manufacturing
- Compatible with the PEW 12 crimp system tool, E-PEW 12 battery-powered crimper and the CM 25 crimping machine
- Quick and simple connector positioning
- Individually adjustable to the application
- Flexible mount adjusts to connector geometry without damaging the connector



Art. No. 624 000 3 + 624 060 3 0 +
624 060 0 011




Art. No. 6370 0100 1 + 624 060 3 0 +
624 060 0 011




Art. No. 636 025-1 + 624 060 3 0 +
624 060 0 011

Art. No.	EAN 4049002	Capacity	Profile	Connectors	Illustration	Range of applications				
						PEW 12	E-PEW 12	CM 25-1	CM 25-5	CM 25-6
624 060 0 011	148255	Locator for Insulated Contacts up to 6,0 mm ² / for Non-insulated Contacts up to 10,0 mm ²				•	•	•	•	•

Crimp dies for insulated connectors according to DIN 46237



Art. No. 624 000 3 + 624 060 3 0



Art. No. 624 000 3 + 624 691 3 0 +
624 691 0 0125





Art. No.	EAN 4049002	Capacity	Profile	Connectors	Illustration	Range of applications				
						PEW 12	E-PEW 12	CM 25-1	CM 25-5	CM 25-6
624 036 3 0	125003	0.1–0.5 mm ² non-insulated 0.1–0.5 mm ² insulated				•	•	•	•	•
624 060 3 0	014444	0.5–1.0 mm ² 1.5–2.5 mm ² 4.0–6.0 mm ²				•	•	•	•	•
624 060-6 3 0	111716	0.1–0.25 mm ² 0.3–0.5 mm ² 0.5–1.0 mm ²				•	•	•	•	•
624 063 3 0	016455	10.0 mm ² 16.0 mm ²				•	•	•	•	•
624 691 3 0	025228	0.5–1.0 mm ² 4.0–6.0 mm ² 1.5–2.5 mm ²				•	•	•	•	•
624 691 0 0125	128134	Locator and Wire Stop				•	•	•*	•*	•*
624 1389 3 0	130700	1.5–2.5 mm ² 4.0–6.0 mm ² 0.5–1.0 mm ²				•	•	•	•	•

* without wire stop

Processing contacts and connectors

Crimping system solutions

Crimp dies for non-insulated connectors according to DIN 46234/46235/46267



Art. No. 624 000 3 + 624 031 3 0

Art. No.	EAN 4049002	Capacity	Profile	Connectors	Illustration	Range of applications				
						PEW 12	E-PEW 12	CM 25-1	CM 25-5	CM 25-6
624 020 3 0	014048	0.25–0.75 mm ² 1.0–1.5 mm ² 2.5 mm ²				•	•	•	•	•
624 030 3 0	014079	4.0 mm ² 6.0 mm ² 10.0 mm ²				•	•	•	•	•
624 031 3 0	014109	1.5 mm ² 2.5 mm ² 4.0 mm ² 6.0 mm ² * 10.0 mm ² *				•	•	•	•	•
624 032 3 0	014451	0.5–1.0 mm ² 1.5–2.5 mm ² 4.0–6.0 mm ² 10.0 mm ²				•	•	•	•	•
624 033 3 0	026683	16.0 mm ² 25.0 mm ²				•	•	•	•	•
624 036 3 0	125003	0.1–0.5 mm ² non-insulated 0.1–0.5 mm ² insulated				•	•	•	•	•
624 1071 3 0	111075	0.5–1.5 mm ² 1.5–2.5 mm ² 4.0–6.0 mm ² * 6.0–10.0 mm ² *				•	•	•	•	•


* According to DIN 46267

Crimp dies for flat connectors


– According to former DIN 46247, 46345, 46346



Art. No. 624 000 3 + 624 745 3 0



Art. No. 624 000 3 + 624 050 3 01




Art. No.	EAN 4049002	Capacity	Profile	Connectors	Illustration	Range of applications				
						PEW 12	E-PEW 12	CM 25-1	CM 25-5	CM 25-6
624 045 3 01	132292	0.1–0.25 mm ² 0.5–1.0 mm ² 0.5–1.0 mm ² 1.5–2.5 mm ² , with locator, tab width 2.8 + 4.8 mm				•	•	•	•	•
624 050 3 01	114427	0.5–1.0 mm ² 1.5–2.5 mm ² 4.0–6.0 mm ² , with locator, tab width 4.8 + 6.3 mm				•	•	•	•	
624 742 3 0	019197	0.5–1.0 mm ² 0.5–1.0 mm ² 1.25–2.5 mm ²				•	•			
624 742-1 3 0	143939	0.5–1.0 mm ² 0.5–1.0 mm ² 1.25–2.5 mm ²				•	•			
624 745 3 0	019203	1.25–2.5 mm ² 3.0–4.0 mm ² 4.0–6.0 mm ²				•	•			
624 745-1 3 0	098109	1.25–2.5 mm ² 3.0–4.0 mm ² 4.0–6.0 mm ²				•	•			

Processing contacts and connectors

Crimping system solutions


Crimp dies for rolled and punched contacts









Art. No. 624 000 3 + 624 667 3 01

Art. No.	EAN 4049002	Capacity	Profile	Connectors	Illustration	Range of applications				
						PEW 12	E-PEW 12	CM 25-1	CM 25-5	CM 25-6
624 667 3 01	113024	0.03–0.09 mm ² 0.2–0.56 mm ² 0.08–0.2 mm ² , with locator		 D-Sub		•	•	•	•	•
624 674 3 023	059254	0.5–1.0 mm ² 0.5–1.0 mm ² 1.5–2.5 mm ² 1.5–2.5 mm ² , with contact support and wire stop		 Junior P. Timer		•	•	•*	•*	•*
624 682 3 012	105999	0.25 mm ² 0.35 mm ² 0.5 mm ² , with locator and wire stop		 MQS		•	•	•*	•*	•*
624 1042 3 01	106392	AWG 30–26 AWG 24–22 AWG 20, with locator		 Micro-Fit		•	•	•	•	•

* without wire stop



Art. No.	EAN 4049002	Capacity	Profile	Connectors	Illustration	Range of applications				
						PEW 12	E-PEW 12	CM 25-1	CM 25-5	CM 25-6
624 1043 3 01	104442	AWG 24–20 AWG 18 AWG 16, with locator		 Mini-Fit		•	•	•	•	•
624 1325 3 01	122538	AWG 28–26 AWG 24 AWG 26–24 AWG 22, with locator		 JST SPH series		•	•	•	•	•


Info

For other applications for rolled and turned contacts, see also the 'Crimp die sets for solar connectors' section. Details also available from our website at www.rennsteig.com.

Processing contacts and connectors

Crimping system solutions

Crimp dies for wire-end ferrules




Art. No. 624 000 3 + 624 097 3 0

Art. No.	EAN 4049002	Capacity	Profile	Connectors	Illustration		Range of applications				
							PEW 12	E-PEW 12	CM 25-1	CM 25-5	CM 25-6
624 090 3 0	014598	0.25–0.75 mm ² 1.0–1.5 mm ² 2.5 mm ² 4.0 mm ² 6.0 mm ²					•	•	•	•	•
624 090-5 3 0	112560	0.25–0.75 mm ² 1.0–1.5 mm ² 2.5 mm ² 4.0 mm ² 6.0 mm ² , Crimp width 20 mm						•	•	•	•
624 091 3 0	014628	25.0 mm ² 16.0 mm ² 10.0 mm ²					•	•	•	•	•
624 092 3 0	014659	50.0 mm ² 35.0 mm ²					•	•	•		
624 096-1 3 0	126963	25.0 mm ² , Crimp width 32 mm, Front insertion						•	•		
624 096-2 3 0	126970	16.0 mm ² , Crimp width 32 mm, Front insertion						•	•		
624 096-3 3 0	126987	10.0 mm ² , Crimp width 32 mm, Front insertion						•	•		
624 097 3 0	028465	2x 16.0 mm ² 2x 10.0 mm ² 2x 6.0 mm ²					•	•	•	•	•

Info

The UL certificate applies only when using the labelled tool in conjunction with the wire-end ferrules that we offer, as listed on pages 109–110. Tools for processing larger and longer wire-end ferrules can be found in the 'Special solutions and accessories' section. Details also available from our website at www.rennsteig.com.

Crimp dies for turned contacts



Art. No. 624 000 3 + 624 071 3 0 +
624 071 0 01

Art. No.	EAN 4049002	Capacity	Profile	Connectors	Illustration	Plug Ø	Range of applications				
							PEW 12	E-PEW 12	CM 25-1	CM 25-5	CM 25-6
624 071 3 0	014482	0.14–1.0 mm ² 1.5 mm ² 2.5 mm ² 4.0 mm ²					•	•	•	•	•
624 071 0 01	014499	Locator				1.6/ 2.4/ 2.5 mm	•	•	•	•	•
624 072 3 0	014529	1.5 mm ² 2.5 mm ² 4.0 mm ² 6.0 mm ²					•	•	•	•	•
624 072 0 01	014536	Locator				4.0 mm	•	•	•	•	•
624 073 3 0	028571	4.0 mm ² 6.0 mm ² 10.0 mm ²					•	•	•	•	
624 073 0 01	028557	Locator				1.6/ 2.5/ 3.6 mm	•	•	•	•	
624 074 3 01	028724	10.0 mm ² 16.0 mm ²					•	•	•	•	•
624 075 3 01	028755	6.0 mm ² 25.0 mm ²					•	•	•	•	•
624 079 3 0	019081	2.5 mm ² 6.0 mm ²					•	•	•	•	•

Info

Assembly and disassembly tools for these connector types can be found under ----> 'Accessories'.
Turned contacts can also be processed with our ----> '4/8 indent solutions'.













Processing contacts and connectors

Crimping system solutions

Crimp dies for data connectors



Art. No. 624 000 3 + 624 080 3 0

Art. No.	EAN 4049002	Capacity		Profile	Connectors	Illustration	Range of applications				
							PEW 12	E-PEW	CM 25-1	CM 25-5	CM 25-6
624 080 3 0	014567	RJ plugs – RJ9, RJ10, RJ11, RJ12, RJ45, unshielded	4-, 6-, 8-pin				•	•	•		•
624 081 3 0	023736	Molex plugs (short design), unshielded	4-, 6-, 8-pin				•	•	•		•
624 082 3 0	131875	RJ plugs – RJ45, RJ50, unshielded	4-, 6-, 10-pin				•	•	•		•
624 086 3 0	023743	Stewart connectors, shielded	8-pin				•	•	•		•

Crimp dies for coax and fibre-optic connectors



Art. No. 624 000 3 + 624 100 3 0

Art. No.	EAN 4049002	Cable name	Capacity		Profile	Connectors	Illustration	Range of applications				
			Width across flats	Crimp ferrule Ø				PEW 12	E-PEW 12	CM 25-1	CM 25-5	CM 25-6
624 100 3 0	014741	RG58/59, RG62/71	5.4 / 6.48 / 1.72 mm	6.4 / 7.6 / 2.1 mm				•	•	•	•	
624 114 3 0	019111	RG213, RG11	10.9 / 2.54 mm	12.0 / 3.0 mm				•	•	•	•	
624 119 3 0	019142	1.0/6.6	9.73 / 1.75 mm	10.7 / 2.1 mm				•	•	•	•	
624 120 3 0	019227	Fibre-optic	3.0 / 4.95 / 6.5 mm	3.5 / 6.0 / 7.5 mm				•	•	•	•	
624 155 3 0	023774	Fibre-optic	4.2 / 3.65 / 5.0 mm	5.4 / 4.3 / 6.0 mm				•	•	•	•	
624 158 3 0	023798	Belden	7.0 / 8.4 / 8.1 mm	7.7 / 9.5 / 9.5 mm				•	•	•	•	
624 159 3 0	023804	RG58, RG174, RG316, RG188	3.25 / 4.52 / 5.4 / 1.72 / 1.07 / 0.72 mm	3.9 / 5.4 / 6.4 / 2.1 / 1.3 / 0.95 mm				•	•	•	•	
624 190 3 0	019166	Fibre-optic	3.25 / 3.65 / 4.52 mm	3.6 / 4.0 / 5.4 mm				•	•	•	•	

Info

Many other crimp die sets are also available for the PEW 12 system for processing coax and fibre-optic connectors. Please see our website at www.rennsteig.com or contact us directly for details.

Processing contacts and connectors

Crimping system solutions

Crimp dies for MC4 solar connectors



Art. No. 624 000 3 + 624 1193 3 0 +
624 1193 0 01

Art. No. 624 004 3 0 / 624 006 3 0
Cutting, stripping and crimping in a single tool

Art. No.	EAN 4049002	Contact manufacturer	Capacity	Profile	Connectors	Illustration	Range of applications				
							PEW 12	E-PEW 12	CM 25-1	CM 25-5	CM 25-6
624 004 3 0	011245	Multi-contact, for MC4	4.0 mm ²				•	•			
624 004 0 01	071232		Locator				•	•			
624 006 3 0	011115	Multi-contact, for MC4	6.0 mm ²				•	•			
624 006 0 01	077869		Locator				•	•			
624 570 3 0	034411	Multi-contact, for MC4	2.5 mm ² 4.0 mm ² 6.0 mm ²				•	•	•	•	
624 570 0 01	005381		Locator				•	•	•	•	
624 1193 3 0	073137	Multi-contact, for MC4	4.0 mm ² 10.0 mm ² 6.0 mm ²				•	•	•*	•	
624 1193 0 01	073113		Locator				•	•	•	•	
625 51332 3 0	148286	Multi-contact, for MC4 EVO 2	4.0 mm ² 10.0 mm ² 6.0 mm ²				•**		•*	•	
625 51332 0 01	148293		Locator				•**		•***	•	
690 001	029943		Assembly Device for Solar Connectors „MC4“, 2 pcs as a set								

* Use of the CM25-1 for a capacity of 10 mm² depends on the cable insulation thickness.

** Application for use with MC4 EVO 2 requires a special model of the PEW 12 crimp system (Art. No. 625 50000 3) tool and cannot be used in the E-PEW 12 powered crimper.

*** Required

Crimp dies for other solar connectors



Art. No. 624 000 3 + 624 1194 3 0 +
624 1194 0 01



Art. No.	EAN 4049002	Contact manufacturer	Capacity	Profile	Connectors	Illustration	Range of applications				
							PEW 12	E-PEW 12	CM 25-1	CM 25-5	CM 25-6
624 071-1 3 0	077814	Wieland	0.14–1.0 mm ² 1.5 mm ² 2.5 mm ² 4.0 mm ²				•	•	•	•	•
624 071 0 016	056741		Locator				•	•	•	•	•
624 817 3 0	005770	TE Solarlok HVT-C	1.5 mm ² 2.5 mm ² 4.0 mm ² 6.0 mm ²				•	•	•	•	•
624 817 0 01	005763		Locator				•	•	•	•	•
624 1186 3 0	092121	Tong Ling TL4	4.0 mm ² 6.0 mm ²				•	•	•	•	
624 1186 0 01	092138		Locator				•	•	•	•	
624 1194 3 0	016059	Amphenol Helios H4	4.0 mm ² 6.0–10.0 mm ² 2.5 mm ²				•	•	•*	•	
624 1194 0 01	017407		Locator				•	•	•	•	•
624 1384 3 0	148262	Amphenol UTX-C&F/H4 CF	4.0 mm ² 10.0 mm ² 6.0 mm ² 6.0 mm ²				•	•	•	•	•
624 1384 0 01	148279		Locator				•	•			

* Use of the CM25-1 for a capacity of 10 mm² depends on the cable insulation thickness.

Info

For processing solar connectors, RENNSTEIG offers a range of kits with multiple tools in a plastic case. For details, please see the 'Application-based sets/kits' section or visit our website at www.rennsteig.com.


Processing contacts and connectors

4/8 indent solutions

Reliable crimping of turned aviation contacts.



Art. No. 8738 0000 6



Crimp indenters meet MIL/SAE AS22520 specifications



Easy adjustment of crimp depth via adjustment wheel with 8 setting positions



Selector position can be read off from either side of the tool

SelectorCrimp 4/8 indent crimping tool for aviation contacts

- Special crimping tool for crimping turned pin and socket contacts, primarily according to AS39029 and EN3155
- Crimp indenters, adapter ring and selector stages comply with specifications from the AS22520 aviation standard
- Use of locators according to the AS22520 aviation standard and structurally identical models easily possible
- For details, please see the 'Locators and positioning guides for aviation contacts' section
- Checking of default setting using go/no-go gauges
- Reliable crimping with forced-lock completion of crimping operation and synchronous closing of crimp indenters
- Optimised opening width, ergonomic design, reduced hand force
- Approved by the Airbus Group (AIP107-03-001)



Art. No.	EAN 4049002	Finish	Illustration	Capacity	Max. contact Ø mm	Acc. to	↔ mm	⚖ g
8728 0000 6	101281	Pliers without locator, Plastic-coated grips		AWG 28-16	4.0	AS22520/7-01	175	295
8738 0000 6	104381	Pliers without locator, Plastic-coated grips		AWG 32-20	3.6	AS22520/2-01	175	295
8758 0000 6	097331	Pliers without locator, Plastic-coated grips		AWG 26-12	5.5	AS22520/1-01	230	553
8752 0000 6	111174	Pliers without locator, 2-component grips		AWG 26-12	5.5	AS22520/1-01	230	582
8791 0303 01	114267	Go-Nogo-Testing Gauges for 8728 0000 6				AS22520/3-03	76.5	25
8791 0301 01	114250	Go-Nogo-Testing Gauges for 8738 0000 6, 8758 0000 6 und 8752 0000 6				AS22520/3-01	76.5	25

Processing contacts and connectors

4/8 indent solutions

Intelligent processing of turned aviation contacts.

patented




Art. No. 8736 0000 6

Sel.	inch		mm	
	Min.	Max.	Min.	Max.
1	.0130	.0180	0.33	0.46
2	.0160	.0210	0.41	0.53
3	.0190	.0240	0.48	0.61
4	.0220	.0270	0.56	0.69
5	.0260	.0310	0.66	0.79
6	.0300	.0350	0.76	0.89
7	.0340	.0390	0.86	0.99
8	.0390	.0440	0.99	1.12

Selector position with mm/inch setting values can be easily read off the tool



Precise settings via adjustment wheel, color-coded



Various tool models conforming to AS22520 aviation standard

4/8-Indent Crimping Tool DigiCrimp for Aviation Contacts

- Suitable for crimping turned pin and socket contacts, primarily according to AS39029 and EN3155
- Crimp indenter geometry and adapter ring fulfil specifications from the AS22520 aviation standard
- Crimp indenter closing can be adjusted in steps of 0.01 mm and can be viewed digitally
- Multifunctional digital display, setting in mm, inches or comparable selector positions according to AS22520 aviation standard
- Checking of default setting with enclosed test gauge
- Recalibration function
- Electronic wear monitoring (patented) with warning function
- Reliable crimping with forced-lock completion of crimping operation and synchronous closing of crimp indenters
- Various setting functions accessible (remaining life, number of calibrations, serial number)
- RENNSTEIG positioning guides and/or locators can be used according to aviation standard (please also see the 'Locators and positioning guides for aviation contacts' section)



Art. No.	EAN 4049002	Finish	Illustration	Capacity	Max. contact Ø mm	Acc. to	↔ mm	⚖ g
8726 0000 61	095931	Pliers in plastic case without locator		0.08 – 2.5 mm ² / AWG 28 – 16	4.0	AS22520/7-01	260	820
8736 0000 61	056956	Pliers in plastic case without locator		0.03 – 0.5 mm ² / AWG 32 – 20	3.6	AS22520/2-01	260	820
8756 0000 61	057687	Pliers in plastic case without locator		0.14 – 6.0 mm ² / AWG 26 – 12	5.5	AS22520/1-01	270	1,160

Processing contacts and connectors

4/8 indent solutions

Single locators/positioning guides for aviation contacts

- Design meets AS22520/7 aviation standard
- Exact positioning for contacts according to AS39029, EN3155 and comparable types
- Setting details can be read off directly on the positioning guide to ensure reliable, reproducible crimps
- Can be used with RENNSTEIG crimping solutions for aviation contacts and AS22520/7-01-compliant crimping tools



Art. No.
8728 0902 0



Art. No. 8728 0000 6 + 8728 0902 0



Adapter ring on tool for single locators



Art. No.	EAN 4049002	Reference acc. to.	Type	Color-Code	For Selector Crimp	For Digi-Crimp	For HC 20	For CM 25-3 crimping unit	g
8728 0902 0	114021	AS22520/7-02	Single locator		8728 0000 6	8726 0000 6, 8726 0000 61		636 0726 3 0	10
8728 0903 0	114038	AS22520/7-03	Single locator		8728 0000 6	8726 0000 6, 8726 0000 61		636 0726 3 0	30
8728 0904 0	114045	AS22520/7-04	Single locator		8728 0000 6	8726 0000 6, 8726 0000 61		636 0726 3 0	30
8728 0905 0	114052	AS22520/7-05	Single locator		8728 0000 6	8726 0000 6, 8726 0000 61		636 0726 3 0	30
8728 0906 0	114069	AS22520/7-06	Single locator		8728 0000 6	8726 0000 6, 8726 0000 61		636 0726 3 0	30
8728 0907 0	114076	AS22520/7-07	Single locator		8728 0000 6	8726 0000 6, 8726 0000 61		636 0726 3 0	30
8728 0908 0	114083	AS22520/7-08	Single locator		8728 0000 6	8726 0000 6, 8726 0000 61		636 0726 3 0	30
8728 0920 0	114090	86-30-1	Single locator		8728 0000 6	8726 0000 6, 8726 0000 61		636 0726 3 0	30
Other customer-specific locators available on request									

Single locators/positioning guides for aviation contacts

- Design meets AS22520/2 aviation standard
- Exact positioning for contacts according to AS39029, EN3155 and comparable types
- Setting details can be read off directly on the positioning guide to ensure reliable, reproducible crimps
- Can be used with RENNSTEIG crimping solutions for aviation contacts and AS22520/2-01-compliant crimping tools



Art. No.
8738 1202 0



Art. No. 8736 0000 6 + 8738 1202 0



Adapter ring on tool for single locators



Art. No.	EAN 4049002	Reference acc. to.	Type	Color- Code	For Selector Crimp	For Digi- Crimp	For HC 20	For CM 25-3 crimping unit	g
8738 1202 0	114106	AS22520/2-02	Single locator		8738 0000 6	8736 0000 6, 8736 0000 61		636 0736 3 0	10
8738 1206 0	114120	AS22520/2-06	Single locator		8738 0000 6	8736 0000 6, 8736 0000 61		636 0736 3 0	30
8738 1207 0	114137	AS22520/2-07	Single locator		8738 0000 6	8736 0000 6, 8736 0000 61		636 0736 3 0	30
8738 1208 0	114144	AS22520/2-08	Single locator		8738 0000 6	8736 0000 6, 8736 0000 61		636 0736 3 0	30
8738 1209 0	114151	AS22520/2-09	Single locator		8738 0000 6	8736 0000 6, 8736 0000 61		636 0736 3 0	30
8738 1210 0	114168	AS22520/2-10	Single locator		8738 0000 6	8736 0000 6, 8736 0000 61		636 0736 3 0	30
8738 1211 0	114175	AS22520/2-11	Single locator		8738 0000 6	8736 0000 6, 8736 0000 61		636 0736 3 0	30
8738 1215 0	114182	AS22520/2-15	Single locator		8738 0000 6	8736 0000 6, 8736 0000 61		636 0736 3 0	30
8738 1223 0	114199	AS22520/2-23	Single locator		8738 0000 6	8736 0000 6, 8736 0000 61		636 0736 3 0	30
Other customer-specific locators available on request									

Processing contacts and connectors

4/8 indent solutions

Four-post locators/positioning guides for aviation contacts

- Four-post pin locator – combines 4 individual locators according to AS22520/7
- Exact positioning for contacts according to AS39029, EN3155 and comparable types
- Setting details can be read off directly on the positioning guide to ensure reliable, reproducible crimps
- Can be used with RENNSTEIG crimping solutions for aviation contacts



Art. No. 8728 1407 0



Art. No. 8726 0000 6 + 8738 1407 0



Supplied with screw for four-post locator

Art. No.	EAN 4049002	Reference acc. to.	Type	Color-Code	For Selector Crimp	For Digi-Crimp	For HC 20	For CM 25-3 crimping unit	g
8728 1407 0	134333	AS22520/7-02, AS22520/7-03, AS22520/7-04, AS22520/7-05	Multi pin locator		8728 0000 6	8726 0000 6, 8726 0000 61		636 0726 3 0	81
Other customer-specific locators available on request									

Four-post locators/positioning guides for aviation contacts

- Four-post pin locator – combines 4 individual locators according to AS22520/2
- Exact positioning for contacts according to AS39029, EN3155 and comparable types
- Setting details can be read off directly on the positioning guide to ensure reliable, reproducible crimps
- Can be used with RENNSTEIG crimping solutions for aviation contacts



Art. No. 8738 1514 0



Art. No. 8738 0000 6 + 8738 1514 0



Supplied with screw for four-post locator

Art. No.	EAN 4049002	Reference acc. to.	Type	Color-Code	For Selector Crimp	For Digi-Crimp	For HC 20	For CM 25-3 crimping unit	g
8738 1514 0	134326	AS22520/2-02, AS22520/2-06, AS22520/2-08, AS22520/2-09	Multi pin locator		8738 0000 6	8736 0000 6, 8736 0000 61		636 0736 3 0	80
Other customer-specific locators available on request									

Three-post locators/positioning guides for aviation contacts

- Three-post pin locator consists of 3 positioning pins
- Exact positioning for contacts according to AS39029, EN3155 and comparable types
- Setting details can be read off directly on the positioning guide to ensure reliable, reproducible crimps
- Can be used with RENNSTEIG crimping solutions for aviation contacts



Art. No. 8758 2202 0



Art. No. 8756 0000 6 + 8758 2202 0



Supplied with adapter ring for multi-post locators

Art. No.	EAN 4049002	Reference acc. to.	Type	Color-Code	For Selector Crimp	For Digi-Crimp	For HC 20	For CM 25-3 crimping unit	g
8758 2202 0	148750	AS22520/1-02	Multi pin locator		8758 0000 6, 8752 0000 6	8756 0000 6, 8756 0000 61		636 0756 3 0	70
8758 2204 0	148767	AS22520/1-04	Multi pin locator		8758 0000 6, 8752 0000 6	8756 0000 6, 8756 0000 61	6756 0000 6	636 0756 3 0	70

Other customer-specific locators available on request

Universal locators/positioning guides for aviation contacts

- Universal positioning guides can be adjusted by the user to contacts of different lengths
- Exact positioning for contacts according to AS39029, EN3155 and comparable types
- Art. no. 8758 2100 0 is equivalent to aviation reference AS22520/1-05, art. no. 8758 2101 0 is optimised for use on the CM25-3 crimping machine and consists of 4 interchangeable pin inserts with various hole diameters for an exact positioning of the contacts
- Can be used with RENNSTEIG crimping solutions for aviation contacts



Art. No. 8758 2101 0



Art. No. 8758 0000 6 + 8758 2100 0



Supplied with adapter ring for multi-post locators

Art. No.	EAN 4049002	Reference acc. to.	Type	Color-Code	For Selector Crimp	For Digi-Crimp	For HC 20	For CM 25-3 crimping unit	g
8758 2100 0	149214	AS22520/1-05	Universal locator		8758 0000 6, 8752 0000 6	8756 0000 6, 8756 0000 61	6756 0000 6		73
8758 2101 0	148552		Universal locator		8758 0000 6, 8752 0000 6	8756 0000 6, 8756 0000 61	6756 0000 6	636 0756 3 0	114

Other customer-specific locators available on request

Processing contacts and connectors

4/8 indent solutions

Reliable crimping of automotive contacts.



Art. No. 8782 0009 6



Selector position for crimp depth adjustment can easily be read on the tool



Easy adjustment of crimp depth via adjustment wheel with 8 setting positions




Universal locator for flexible adjustment of different contact lengths



4/8-Indent Crimping Tool SelectorCrimp HDT-48

- Specialty crimping pliers for processing turned male and female contacts of the DEUTSCH-series from TE Connectivity
- Suitable for the following housing-series:
 - AEC, DRB, DRC
 - DT, DTHD, DTM, DTP, DTV
 - HD10, HD30, HDP20
 - STRIKE, Jiffy Splice
- Crimp quality testing through GO-NOGO gauges (optional)
- Reliable crimping with forced-lock completion of crimping operation and synchronous closing of crimp indenters
- Ergonomic design, opening width and hand force are optimized



Art. No. 8782 0009 6



Art. No.	EAN 4049002	Finish	Illustration	Capacity	Max. contact Ø mm	Acc. to	↔ mm	⚖ g
8782 0009 6	145704	Pliers with universal locator, 2-component grips		0.35 – 3.0 mm ² / AWG 22 – 12	5.5		230	650
8791 7809 01	150845	Go-Nogo-Testing Gauges for tool 8782 0009 6					76.5	25

Processing contacts and connectors

4/8 indent solutions

Professional processing of turned industrial contacts.




Art. No. 8750 0000 6



Crimp range 0.03 – 10.0 mm² covered over 4 models



Fine adjustment knob



Display area, forced-lock completion of crimping process

4/8 Indent crimping tool MicroCrimp


- Suitable for crimping turned pin and socket contacts
- Crimp dimensions adjustable in 0.01 mm increments
- Checking of default setting with enclosed test gauge
- Reliable crimping with forced-lock completion of crimping operation and synchronous closing of crimp indenters



Art. No. 8720 0000 6



Art. No. 8750 0000 6



Art. No.	EAN 4049002	Finish	Capacity	Max. contact Ø mm	↔ mm	⚖ g
8720 0000 6	026959	Pliers without locator	0.08 – 2.5 mm ² / AWG 28 – 14	5.0	175	400
8730 0000 6	026966	Pliers without locator	0.03 – 0.5 mm ² / AWG 32 – 20	5.0	175	420
8750 0000 6	027031	Pliers without locator	0.14 – 6.0 mm ² / AWG 26 – 10	7.5	230	640
8760 0000 6	026973	Pliers without locator	1.5 – 10.0 mm ² / AWG 16 – 8	8.0	230	640
8720 0000 61	025068	Pliers in plastic case without locator	0.08 – 2.5 mm ² / AWG 28 – 14	5.0	175	820
8730 0000 61	025099	Pliers in plastic case without locator	0.03 – 0.5 mm ² / AWG 32 – 20	5.0	175	820
8750 0000 61	022883	Pliers in plastic case without locator	0.14 – 6.0 mm ² / AWG 26 – 10	7.5	230	1,080
8760 0000 61	025136	Pliers in plastic case without locator	1.5 – 10.0 mm ² / AWG 16 – 8	8.0	230	1,080
8720 0101 61	025075	Pliers in plastic case with 12x locator, Art. No. 8720 0101 0	0.08 – 2.5 mm ² / AWG 28 – 14	5.0	175	840
8730 0101 61	025105	Pliers in plastic case with 12x locator, Art. No. 8720 0101 0	0.03 – 0.5 mm ² / AWG 32 – 20	5.0	175	840
8750 0401 61	023477	Pliers in plastic case with 12x locator, Art. No. 8750 0401 0	0.14 – 6.0 mm ² / AWG 26 – 10	7.5	265	1,220
8760 0401 61	025143	Pliers in plastic case with 12x locator, Art. No. 8750 0401 0	1.5 – 10.0 mm ² / AWG 16 – 8	8.0	265	1,220

Processing contacts and connectors

4/8 indent solutions

Intelligent crimping for turned industrial contacts.

patented



Art. No. 8753 0000 6



Precise setting by adjusting knob



Electronic wear monitoring (patented) with warning function



Pliers can be calibrated by the user

4/8 Indent crimping tool DigiCrimp® for industrial contacts

- Suitable for crimping turned pin and socket contacts
- Crimp pin closing can be adjusted in steps of 0.01 mm and can be viewed digitally (mm, inches or selector positions)
- Checking of default setting with enclosed test gauge
- Recalibration function
- Reliable crimping with forced-lock completion of crimping operation and synchronous closing of crimp indenters
- Various setting functions accessible



YouTube

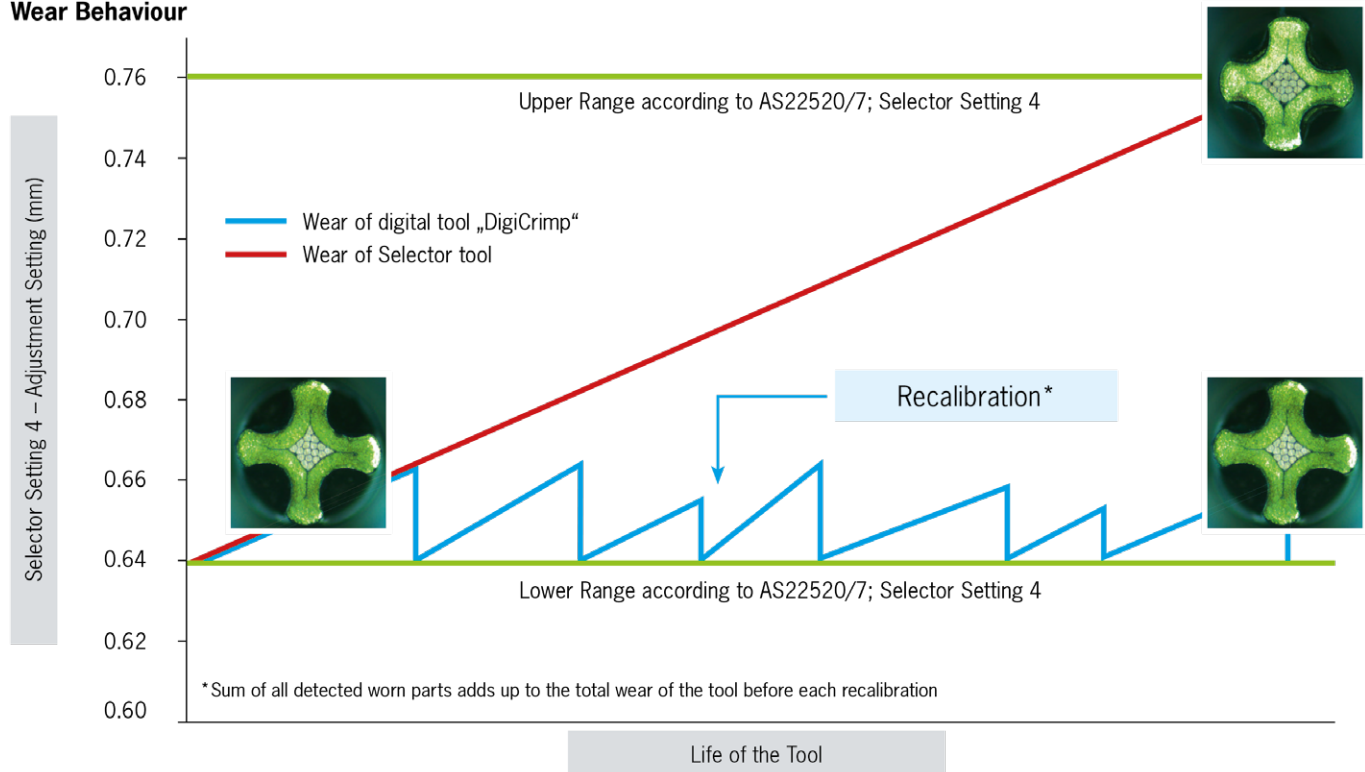


Art. No. 8723 0000 6



Art. No. 8753 0000 6

Wear Behaviour




Art. No.	EAN 4049002	Finish	Capacity	Max. contact Ø mm	↔ mm	⚖ g
8723 0000 61	028342	Pliers in plastic case without locator	0.08 – 2.5 mm ² / AWG 28 – 14	5.0	175	780
8733 0000 61	028366	Pliers in plastic case without locator	0.03 – 0.5 mm ² / AWG 32 – 20	5.0	175	780
8753 0000 61	028380	Pliers in plastic case without locator	0.14 – 6.0 mm ² / AWG 26 – 10	7.5	230	1,050
8763 0000 61	028403	Pliers in plastic case without locator	1.5 – 10.0 mm ² / AWG 16 – 8	8.0	230	1,050
8723 0101 61	028359	Pliers in plastic case with 12x locator, Art. No. 8720 0101 0	0.08 – 2.5 mm ² / AWG 28 – 14	5.0	175	810
8733 0101 61	028373	Pliers in plastic case with 12x locator, Art. No. 8720 0101 0	0.03 – 0.5 mm ² / AWG 32 – 20	5.0	175	810
8753 0401 61	028397	Pliers in plastic case with 12x locator, Art. No. 8750 0401 0	0.14 – 6.0 mm ² / AWG 26 – 10	7.5	265	1,260
8763 0401 61	028410	Pliers in plastic case with 12x locator, Art. No. 8750 0401 0	1.5 – 10.0 mm ² / AWG 16 – 8	8.0	265	1,260

Processing contacts and connectors

4/8 indent solutions

Locators/positioning guides for turned industrial contacts

- The selection of the locators depends on the contacts.
- Exact positioning of contact during the crimping process
- Secure, reproducible crimps



12x locator for industrial contacts

- Connector-specific
- For series production
- Tough construction for heavy use



Art. No. 8720 0101 0

Art. No. 8750 0401 0

Art. No.	EAN 4049002	Contact manufacturer	Contact type	For DigiCrimp	For MicroCrimp	For HC 20	For CM 25-3 crimping unit	g
8720 0101 0	025082	Phoenix Contact (Coninvers)	RC-/SC-/SI-Serie	8723 0000 6 / 61	8720 0000 6 / 61		636 0723 3 0	30
8720 0104 0	084201	Hummel	701090xxxx / 701098xxxx	8723 0000 6 / 61	8720 0000 6 / 61		636 0723 3 0	30
8720 0107 0	130458	ODU	on request	8723 0000 6 / 61	8720 0000 6 / 61		636 0723 3 0	30
8720 0116 0	093807	Phoenix Contact (Coninvers)	SF-/ST-/SB-Serie	8723 0000 6 / 61	8720 0000 6 / 61		636 0723 3 0	30
8750 0401 0	023484	Ilme, Weidmüller, HTS	Plug-in-Ø 1,6/2,4/2,5/3,6	8753 0000 6 / 61	8750 0000 6 / 61	6753 0000 6	636 0753 3 0	80
8750 0404 0	083389	Hummel	701090xxxx / 701094xxxx	8753 0000 6 / 61	8750 0000 6 / 61	6753 0000 6	636 0753 3 0	50
8750 0408 0	121197	Hypertac	on request	8753 0000 6 / 61	8750 0000 6 / 61	6753 0000 6	636 0753 3 0	80
8750 0411 0	028854	Phoenix Contact (Coninvers)	SF-/SM-Serie	8753 0000 6 / 61	8750 0000 6 / 61	6753 0000 6	636 0753 3 0	80
8750 0416 0	073793	Deutsch	DT, HD	8753 0000 6 / 61	8750 0000 6 / 61	6753 0000 6	636 0753 3 0	80
8750 0453 0	128530	Harting	HanD, C, E, Yellock	8753 0000 6 / 61	8750 0000 6 / 61	6753 0000 6	636 0753 3 0	80

Universal locator for industrial contacts

- For small and sample series
- Adjustable in diameter and depth tailored to each individual contact
- Ensures perfect centering of contacts



Art. No.
8720 1801 0

Art. No. 8750 1701 0

Art. No.	EAN 4049002	Contact manufacturer	Contact type	For DigiCrimp	For MicroCrimp	For HC 20	For CM 25-3 crimping unit	g
8720 1801 0	050237	Universal		8723 0000 6 / 61, 8733 0000 6 / 61	8720 0000 6 / 61, 8730 0000 6 / 61		636 0723 3 0, 636 0733 3 0	88
8750 1701 0	087363	Universal		8753 0000 6 / 61, 8763 0000 6 / 61	8750 0000 6 / 61, 8760 0000 6 / 61	6753 0000 6	636 0753 3 0, 636 0763 3 0	172

Pin locator for industrial contacts

- For smaller, shorter contacts
- Patented latch mechanism
- Recommendations for inquiries about special plug connector series



Art. No.
8720 0702 0

Art. No. 8750 0812 0

Art. No.	EAN 4049002	Contact manufacturer	Contact type	For DigiCrimp	For MicroCrimp	For HC 20	For CM 25-3 crimping unit	g
8720 0702 0	102677	Conec, Deltron, Harting, Ilme	D-Sub	8723 0000 6 / 61	8720 0000 6 / 61		636 0723 3 0	68
8720 0709 0	109409	Intercontec	M17/M23/M27	8723 0000 6 / 61	8720 0000 6 / 61		636 0723 3 0	68
8720 0712 0	108495	Intercontec	M17/M23 signal plugs 615/915	8723 0000 6 / 61	8720 0000 6 / 61		636 0723 3 0	67
8750 0812 0	109416	Intercontec	M17/M23/M40	8753 0000 6 / 61	8750 0000 6 / 61	6753 0000 6	636 0753 3 0	142
8750 0813 0	111952	Intercontec	M17/M23/M40	8753 0000 6 / 61	8750 0000 6 / 61	6753 0000 6	636 0753 3 0	142

Processing contacts and connectors

4/8 indent solutions

Easy power plug crimps.



Quick-change 4/8 indent crimping units for various applications



Precise setting by adjusting knob



Interchangeable, customer-specific single locators possible

Battery-powered HC 20.2 hydraulic powered crimper

- Powered hydraulic hand tool for crimping turned pin and socket contacts
- Crimping force 19 kN
- Crimp cycle 2.8 seconds
- Approx. 300 crimps achievable on one battery charge (with average load)
- Charging time <30 min for lithium-ion battery
- 4/8 indent crimping units usable, rotates by 360°
- Crimp pin closing can be adjusted in steps of 0.01 mm and can be viewed digitally (mm, inches or selector positions)
- Integrated wear monitoring
- Recalibration function
- Checking of default setting with enclosed test gauge



Art. No. 6702 0100 1



Art. No.	EAN 4049002	Finish	Profile	Capacity	Max. contact Ø	↔ mm	⚖ g
6702 0100 1	149467	Basic crimping device in a case with battery 12V / 2.0 Ah and charger EU (without crimping unit)				500 x 420 x 125	4,200
6753 0000 6	097164	Crimping unit with standard indents		0.14–6.0 mm ² / AWG 26–10	7.5 mm	160 x 130 x 60	1,060
6756 0000 6	097171	Crimping unit, indenters fulfill requirements of AS22520 /1-01		0.14–6.0 mm ² / AWG 26–12	5.5 mm	160 x 130 x 60	1,060
6763 0000 6	097188	Crimping unit with 15 mm pass-through		1.5–16.0 mm ² / AWG 16–6	15 mm	180 x 145 x 60	1,640
6370 0002 0	098369	Li-Ion battery 12V / 2.0 Ah				50 x 55 x 90	180
6370 0004 0	149177	Li-Ion battery 12V / 4.0 Ah				50 x 55 x 90	400
6700 0001 0	061912	Bench mount for HC 20				115 x 100 x 75	450

Processing contacts and connectors

4/8 indent solutions

High-volume crimping.



Art. No. 636 025-3



4/8 indent crimping unit with digital display



Crimping unit with universal locator for industrial contacts



Crimping unit with single locator for aviation contacts

Crimping machine CM 25-3

- Compact, maintenance-free table-top device
- Various crimping units are available for processing turned pin and socket contacts
- Crimp pin closing can be adjusted in steps of 0.01 mm and can be viewed digitally (mm, inches or selector positions)
- Checking of default setting with enclosed test gauge
- Recalibration function
- Positioning guides for industrial and aviation contacts can be attached in a similar way for use in hand tools
- Quick and simple retooling makes it suitable for short- and medium-run production
- Base machine can also be used for crimping units for processing wire-end ferrules



Info

Various locators are available for the crimping units. Corresponding information is available in the sections 'Locators for turned industrial contacts' and 'Locators for aviation contacts'. For further details, please also visit www.rennsteig.com or contact us directly: we will be very happy to advise you on options.

Art. No.	EAN 4049002	Finish	Profile	Capacity	Max. contact Ø	↔ mm	⚖ g
636 025-3	029561	CM25-3 crimping machine without crimping unit, without positioning guide				325 x 280 x 500	31,800
636 0723 3 0	083785	Crimping Unit 8.72 with Digital Display for Industrial Turned Contacts		0.08–2.5 mm ²	5 mm	87 x 43 x 72	600
636 0733 3 0	145995	Crimping Unit 8.73 with Digital Display for Industrial Turned Contacts		0.03–0.5 mm ²	5 mm	87 x 43 x 72	600
636 0753 3 0	083808	Crimping Unit 8.75 with Digital Display for Industrial Turned Contacts		0.14–6.0 mm ²	7.5 mm	100 x 43 x 76	600
636 0763 3 0	083822	Crimping Unit 8.76 with Digital Display for Industrial Turned Contacts		1.5–10.0 mm ²	8 mm	100 x 43 x 76	600
636 0726 3 0	146008	Crimping Unit 8.72-6 with Digital Display for Aviation Turned Contacts according to Standard AS22520/7-01		0.08–2.5 mm ²	4 mm	87 x 43 x 72	600
636 0736 3 0	114823	Crimping Unit 8.73-6 with Digital Display for Aviation Turned Contacts according to Standard AS22520/2-01		0.03–0.5 mm ²	3.6 mm	87 x 43 x 72	600
636 0756 3 0	145360	Crimping Unit 8.75-6 with Digital Display for Aviation Turned Contacts according to Standard AS22520/1-01		0.14–6.0 mm ²	5.5 mm	100 x 43 x 76	600

Processing contacts and connectors

Tools for fibre-optic cables

Clean, precise processing of fibre-optic cables.



Art. No. 8002 0004 3



Integrated stripping functionality



Unique RENNSTEIG cutting system



Further processing of cut fibres without polishing of cut surface

Tools for processing polymer optical fibre

- Special cutting operation allows further processing of fibers without polishing the cut surface
- Optimal damping values guarantee a high data transmission quality
- Interchangeable cutting systems available in different designs
- Highest service life of blades with minimized wear




Art. No. 8001 0001 3




Art. No. 8001 0002 3



Art. No. 8002 0006 3



POF cable cut with conventional tool – time-consuming polishing is needed



POF cable cut with the unique RENNSTEIG cutting system – no need for any further polishing


Art. No.	EAN 4049002	Description	↔ mm	⚖ g
8000 0001 3	017414	Tool for cutting polymeric optical fibres dia. 1.8, 2.2 and 2.3 mm, with manual blade advance	190	597
8001 0001 3	023897	Tool for cutting polymeric optical fibres dia. 1.8, 2.2 and 2.3 mm, with safety cutting system	190	611
8000 0002 3	022821	Tool for cutting polymeric optical fibres, dia. 2.2 mm, with manual blade advance	190	580
8001 0002 3	023903	Tool for cutting polymeric optical fibres, dia. 2.2 mm, with safety cutting system	190	597
8000 0003 3	022845	Tool for cutting and stripping polymeric optical fibres, dia. 2.2 mm, with manual blade advance	190	600
8001 0003 3	023910	Tool for cutting and stripping polymeric optical fibres, dia. 2.2 mm, with safety cutting system	190	610
8001 0004 3	022869	Tool for cutting and stripping MOST system polymeric optical fibres, with safety cutting system	190	600
8002 0004 3	025273	Tool for cutting and stripping MOST system polymeric optical fibres, with safety cutting system and stripping aid	190	604
8002 0006 3	028649	Tool for cutting and stripping DUPLEX cables 2 x dia. 2.2 mm, with safety cutting system and stripping aid	195	650
8002 0012 3	137051	Tool for cutting and separating fiber optic duplex cables 2 x Ø 2,2 mm, with safety cutting system	190	650

Processing contacts and connectors


Tools for fibre-optic cables

Tools for processing polymer optical fibre

- Special cutting operation allows further processing of fibers without polishing the cut surface
- Optimal damping values guarantee a high data transmission quality
- Interchangeable cutting systems available in different designs
- Highest service life of blades with minimized wear



Art. No. 8001 4000 3



Cut and...



strip the cable, and...



crimp the plug with the prepared cable in just one tool

Art. No.	EAN 4049002	Description	↔ mm	⚖ g
8000 4000 3	026515	Tool for cutting, stripping and crimping POF dia. 2.2 mm for Toshiba connectors, with manual blade advance	180	670
8001 4000 3	026522	Tool for cutting, stripping and crimping POF dia. 2.2 mm for Toshiba connectors, with safety cutting system	180	590

Safety cutting device with automatic blade feed

- All spare parts can be used for all POF tools with cutting functionality
- Easy replacement of cutting device by user
- Automatic advancement of cutting blade through feed mechanism after each processed cut
- Even usage of entire blade surface
- Cutting system blocks automatically after about 2500 cuts
- Integrated display area of cuts remaining
- Safety cover for cutting blade to minimize risk of injuries – highest protection for user
- Automatic release of blade during the cutting process



Art. No. 8000 0005 0 0

Art. No.	EAN 4049002	Description	↔ mm	⚖ g
8000 0005 0 0	129193	Safety cutting system		170

Cutting system with manual blade advance

- All spare parts can be used for all POF tools with cutting functionality
- Easy replacement of cutting device by user
- Manual forwards rotation of round blade



Art. No. 8000 0001 0 0


Art. No.	EAN 4049002	Description	↔ mm	⚖ g
8000 0001 0 0	018367	Cutting system with manual blade advance		119

Processing contacts and connectors

Tools for fibre-optic cables

Fibre Optic Crimping Tool for HFBR series

- Crimping tool for processing plugs in the 'Avago®/HP-HFBR' series for POF Ø 2.2 mm
- Simplex or Duplex plug designs: 4501/4511, 4503/4513 and 4506/4516
- Forced-lock completion of crimping process to ensure reliable crimping results (with emergency release)
- Comfortable and ergonomic 2-component grips
- Perfect for working in combination with RENNSTEIG cutting tools and insulation strippers for POF Ø 2.2 mm



Art. No. 619 1128 3

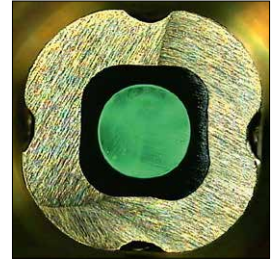


Ultra-precise plug positioning with special 3x positioning guide and locking clamp aid

Art. No.	EAN 4049002	Description	↔ mm	⚖ g
619 1128 3 1	110177	Fibre Optic Crimping Tool for HFBR series	215	530

4/8 Indent Crimping Tool PEW 8.71 for POF dia. 2.3 mm

- Special tool for the MOST system used in the automotive industry
- Positioning of the fibre in the contact with a special recess in the locator
- Locator permanently factory-installed and adjusted
- Exact positioning of the crimp connection using a stop lever



Art. No. 8710 0000 6

Art. No.	EAN 4049002	Description	↔ mm	⚖ g
8710 0000 6	014802	4/8 Indent Crimping Tool PEW 8.71 for POF dia. 2.3 mm, MOST system		494

4/8 Indent Crimping Tool PEW 8.72 for POF dia. 2.2 mm

- Special crimping tool for industrial use
- Tool and locators can be adapted for different crimp connections
- Precise locator positioning
- Locator turns through 360°



Art. No. 8720 0303 6

Art. No.	EAN 4049002	Description	↔ mm	⚖ g
8720 0303 6	034480	4/8 Indent Crimping Tool PEW 8.72 for POF dia. 2.2 mm, Locator for Harting contacts, e.g. Han D, Han E		485

Info

Other tools for working with fibre-optic cables can be found in the sections 'Cutting', 'Stripping' and 'Application-based sets and kits'. Details also available from our website at www.rennsteig.com.

Processing contacts and connectors

Tools for fibre-optic cables

RAUCUT I – tool for opening fibre-optic cables

- For stripping optical fibres in cut or uncut mini-buffer tubes without damage
- Prevents unnecessary separation of buffer tubes
- Saves costs and time
- Cuts buffer tubes from 0.9 to 4.2 mm dia. with interchangeable tube guide
- Can also be used for unsmoothed buffer tubes and inside cable stranding
- Cut length freely selectable
- Long-lasting high cutting performance
- Simple handling, long life



Art. No. 8007 1070 6



Art. No.	EAN 4049002	Description	Multifibre buffer tube mm	↔ mm	⚖ g
8007 1070 6	024849	RAUCUT I in plastic case with spatula, allen key, replacement blade, buffer tube guides 1.8, 2.0, 2.4, 2.8, 3.0, 3.5, 4.2"		200	940
8007 1090 6 0	017780	Buffer tube guide	0.9	31	9
8007 1110 6 0	017797	Buffer tube guide	1.1	31	9
8007 1130 6 0	010705	Buffer tube guide	1.3	31	9
8007 1100 6 0	029356	Buffer tube guide	1.4	31	10
8007 1150 6 0	010712	Buffer tube guide	1.5	31	9
8007 1160 6 0	027291	Buffer tube guide	1.6	31	8
8007 1170 6 0	024009	Buffer tube guide	1.7	31	8
8007 1200 6 0	017810	Buffer tube guide	2	31	8
8007 1220 6 0	070259	Buffer tube guide	2.2	31	8
8007 1230 6 0	007095	Buffer tube guide	2.3	31	8
8007 1020 0 0	017872	Spare blade	1.3–4.2		10
8007 1030 0 0	017889	Spare blade	0.9–1.1		10

RAUCUT II – tool for opening fibre-optic cables

- For opening uncut maxi-buffer tubes
- Significant cost savings through avoidance of unnecessary fibre separations when making lead-offs
- Parallel cut of buffer tube sleeve
- Interchangeable guide rollers for buffer tubes dia. 4.0 to 14.0 mm
- Steplessly adjustable blade (round) from 4.0 to 14.0 mm dia.
- Cut limited by roller guide
- Replaceable blade
- Consistent high cut quality



Art. No. 8007 3030 6



Art. No.	EAN 4049002	Description	Guide roller Ø mm	↔ mm	⚖ g
8007 3030 6	024948	RAUCUT II in plastic case with knob, allen key, screwdriver, spatula, 6 guide rollers Ø 5 mm to Ø 10 mm2		225	2,900
8007 3500 0	024955	Guide roller	5	35	83
8007 3520 0	024962	Guide roller	6	35	80
8007 3540 0	024979	Guide roller	7	35	78
8007 3560 0	024986	Guide roller	8	35	75
8007 3580 0	024993	Guide roller	9	35	72
8007 3600 0	025006	Guide roller	10	35	68
8007 3620 0	025013	Guide roller	11	35	65
8007 3640 0	025020	Guide roller	12	35	59
8007 3660 0	025037	Guide roller	13	35	54
8007 3680 0	025044	Guide roller	14	35	49

Processing contacts and connectors

Assembly tools


Non-destructive contact release.



Art. No. 680 100 4, 681 703 1037, 682 040



Select the matching release tool for the contact and plug housing




Inserting the right tool and releasing the contact



Removing the contact from the plug housing

Insertion and removal tools for turned plug contacts

- Assembly tool for pressing turned contacts into/out of multi-pin plug housings
- Blade shape is matched to the contact and its associated plug housing
- Designs available with spring-loaded tip or guide



Info

Owing to the wide choice of tools of this type we offer, only a small selection of our available insertion/removal tools is presented here. Details also available from our website at www.rennsteig.com. Please contact us for special applications – we have the solution to your problem!


Art. No.	EAN 4049002		Applications	↔ mm	⚖ g
680 050 4	020162		Removal tool for ILME • CDF / CDM HTS • HND 113 32 A • Harting • 0915000 • Contact • HD Ø 1,6 Phönix • HC-D • Wieland • contact pin Ø 1,6	113	37
680 053 4	026447		Removal tool for ILME • CDDF 42, CDDM 42, CDF 15, CDM 15	122	38
680 071 4	026454		Removal tool for HTS • HAN	113	40
680 100 4	020216		Insertion tool for ILME • CDFA / CDFD / CDMA / CDMD • HTS • HMD Harting 0915000 • Contact • HD Ø 1,6 • Phönix • HC-D • Wieland • contact pin Ø 3,6	132	37
680 110 4	020223		Insertion and removal tool for ILME • CCFA / CCFD / CCMA / CCMD / CQES • HTS • HE Harting 0933000 • Contact • H-HB Ø 2,5 • Phönix • HC-B • Wieland • contact pin Ø 2,5 without spring	132	39

Processing contacts and connectors

Assembly tools

Removal tools for flat connectors

- Single blades – wide range of blade shapes
- Safe, speedy and straightforward release of flat connectors from housings
- Usable for a wide range of housings and even with deep contact shafts
- Manufactured from high-strength spring steel
- Cap closure with screw thread to protect the blades




Art. No.	EAN 4049002	Illustration	Applications	Replacement blade Art. No.	↔ mm	⚖ g
681 719E 08	116780		Ducon 0.8 (female)/C-Grid III/Kostal MLK 1.2	681 719EK 08	114	39
681 720B7	116940		Maxi Power Timer/Tab 9.5		143	39
681 739E 0810	117718		Micro Fit 3.0	681 739EK 0810	114	39
681 739E 1019	117794		Mini Fit Jr.	681 739EK 1019	114	39
681 805E 12	118050		MQS/Super-Seal 1.5/GT 150 (male & female)/ GT 280 (male & female)/Metri Pack 150 (male)/ Metri Pack 280 (male)/FCI Sigma 2 (male)/FCI Sigma 3 (male)	681 805EK 12	114	39

Info

Owing to the wide choice of tools of this type we offer, only a small selection of our available removal tools is presented here. Details also available from our website at www.rennsteig.com. Please contact us for special applications – we have the solution to your problem!

Removal tools for flat connectors

- Double blades – wide range of blade shapes
- Safe, speedy and straightforward release of flat connectors from housings
- Usable for a wide range of housings and even with deep contact shafts
- Manufactured from high-strength spring steel
- Cap closure with screw thread to protect the blades



Art. No.	EAN 4049002	Illustration	Applications	Replacement blade Art. No.	↔ mm	⚖ g
681 719 05	116674		Micro Timer I - IV	681 719K 05	114	40
681 719PI 05	116650		Bosch CP 0.6	681 719PIK 05	114	40
681 729 08	117305		Junior Power Timer/MCP 2.8/Sensor Tab 2.8/ Standard Power Timer/Standard Timer	681 729K 08	114	40
681 729 1028	117510		Ducon 2.8/Ducon 4.8 (male)	681 729K 1028	114	40
681 739 0631	117695		Bosch BSK 2.8	681 739K 0631	114	40


Info

Owing to the wide choice of tools of this type we offer, only a small selection of our available removal tools is presented here. Details also available from our website at www.rennsteig.com. Please contact us for special applications – we have the solution to your problem!

Processing contacts and connectors

Application-based sets and kits

Smart sets for tools.




Art. No. 610 923



Stripping – MultiStrip® 16 insulation stripper



Crimping – square profile Twistor®16 ferrule crimping tool
























Crimping – hex profile PEW 8.186 ferrule crimping tool

Kits for processing wire-end ferrules

- Plastic box with transparent cover, contains:
MultiStrip® insulation stripper, ferrule crimping tool, insulated wire-end ferrules
- All sets include the following wire-end ferrules:
0.5/0.75 mm² – 150 pcs
1.0/1.5/2.5/4.0 mm² – 100 pcs
6.0/10.0 mm² – 50 pcs
- Sets 610 921/610 922/610 923 also include 16.0 mm wire-end ferrules² – 50 pcs
- Labelled kits are UL-certified if the crimping tool is used together with the wire-end ferrules



Art. No. 610 913

Art. No.	EAN 4049002	Contents	Profile		 mm	 g
Sets including wire-end ferrules in the 0.5 to 16 mm² range						
610 921	144080	 	Crimping tool 610 185 3 0.08–16.0 mm ² / AWG 28–6 Insulation stripper 707 040 0.08–16.0 mm ² / AWG 28–6		•	350 x 160 x 50 mm 1,150
610 922	144097	 	Crimping tool 610 088 3 0.08–16.0 mm ² / AWG 28–6 Insulation stripper 707 040 0.08–16.0 mm ² / AWG 28–6		•	350 x 160 x 50 mm 1,150
610 923	144103	 	Crimping tool 610 190 6 0.14–16.0 mm ² / AWG 26–6 Insulation stripper 707 040 0.08–16.0 mm ² / AWG 28–6			350 x 160 x 50 mm 1,060
Sets including wire-end ferrules in the 0.5 to 10 mm² range						
610 913	144073	 	Crimping tool 610 184 3 0.08–10.0 mm ² / AWG 28–8 Insulation stripper 707 020 0.03–10.0 mm ² / AWG 32–8		•	350 x 160 x 50 mm 1,060
610 926	151477	 	Crimping tool 610 286 3 0.08–16.0 mm ² / AWG 28–6 Insulation stripper 707 020 0.03–10.0 mm ² / AWG 32–8			350 x 160 x 50 mm 1,060
610 904	111631	 	Crimping tool 619 090 3 0.25–0.75 mm ² / 1.0–1.5 mm ² / 2.5 mm ² / 4.0 mm ² / 6.0 mm ² Insulation stripper 707 020 0.03–10.0 mm ² / AWG 32–8			350 x 160 x 50 mm 1,140

Processing contacts and connectors

Application-based sets and kits

Ferrules in assortment boxes

- Accessory products for our ferrule crimping tools
- Transparent, compact plastic boxes
- Defined quantities of non-insulated and insulated wire-end ferrules (only available according to DIN colour code)
- The UL certificate applies only if the stated wire-end ferrules are used together with the appropriately labelled RENNSTEIG ferrule crimping tools and solutions.

Art. No.	EAN 4049002	Illustration	Contents		 mm	 g
Set box 1 with insulated single wire-end ferrules						
610 905	129247		0.25 mm ² – 30 pcs, 0.34 mm ² – 30 pcs, 0.50 mm ² – 30 pcs, 0.75 mm ² – 30 pcs, 1.00 mm ² – 30 pcs	•	90 x 90 x 44 mm	70
610 906	129254		0.50 mm ² – 50 pcs, 0.75 mm ² – 100 pcs, 1.00 mm ² – 100 pcs, 1.50 mm ² – 100 pcs, 2.50 mm ² – 50 pcs	•	90 x 90 x 44 mm	95
610 907	129261		4.00 mm ² – 50 pcs, 6.00 mm ² – 20 pcs, 10.00 mm ² – 20 pcs, 16.00 mm ² – 10 pcs	•	90 x 90 x 44 mm	90
Set box 2 with insulated twin wire-end ferrules						
610 908	129308		2 x 0.75 mm ² – 50 pcs, 2 x 1.00 mm ² – 50 pcs, 2 x 1.50 mm ² – 50 pcs, 2 x 2.50 mm ² – 50 pcs	•	90 x 90 x 44 mm	95
610 909	129315		2 x 4.0 mm ² – 20 pcs, 2 x 6.00 mm ² – 10 pcs, 2 x 10.0 mm ² – 10 pcs, 2 x 16.00 mm ² – 5 pcs	•	90 x 90 x 44 mm	85
Set box 3 with non-insulated wire-end ferrules						
610 910	129322		0.50 mm ² – 500 pcs, 0.75 mm ² – 500 pcs, 1.00 mm ² – 400 pcs, 1.50 mm ² – 300 pcs, 2.50 mm ² – 200 pcs	•	90 x 90 x 44 mm	145
610 911	129339		4.00 mm ² – 150 pcs, 6.00 mm ² – 75 pcs, 10.00 mm ² – 75 pcs, 16.00 mm ² – 50 pcs	•	90 x 90 x 44 mm	140

Kits for processing solar connectors

- Plastic cases containing various tools for cutting, stripping and crimping for the professional user
- Can be expanded by users with crimp dies and locators for a wide range of solar connector systems
- Crimp dies and locators can be found in the 'Crimping system solutions' section



Art. No. 624 105-09



Art. No. 624 105-56



Art. No. 624 105-55



Art. No.	EAN 4049002	Name	Description	↔ mm	⚖ g
624 105-09	083099	Solarkit Basis	Plastic case contains tools with a black oxide finish: <ul style="list-style-type: none"> · PEW 12 without crimp dies and without locator, art. no. 624 000 3 · D15 cable shears, art. no. 700 015 36 · Insulation stripper for solar cables from 1.5–6.0 mm², art. no. 708 226 3 · Assembly accessories · Can be kitted out with 2 crimp dies and 2 positioning guides 	340 x 270 x 85	1,950
624 105-56	144134	Solarkit Flex	Plastic case contains tools with a black oxide finish: <ul style="list-style-type: none"> · PEW 12 without crimp dies and without locator, art. no. 624 000 3 · D15 cable shears, art. no. 700 015 36 · Assembly accessories · Can be kitted out with an insulation stripper for special applications, plus 2 crimp dies and 2 positioning guides 	340 x 270 x 85	1,500
624 105-55	144127	Solarkit for MC4 contacts	Plastic case holds tools with chrome-plated finish: <ul style="list-style-type: none"> · PEW 12 without crimp dies and without locator, art. no. 624 000 6 · Crimp dies for 4, 6, 10 mm solar cables², art. no. 624 1193 3 0 · Locator for MC4 solar connectors, art. no. 624 1193 0 01 · D15 cable shears, art. no. 700 015 66 · Insulation stripper for 4, 6, 10 mm solar cables², art. no. 708 269 6 · 2 assembly tools for MC4 solar connectors, art. no. 690 001 · Assembly accessories 	340 x 270 x 85	2,010

Info

The kits presented here merely illustrate a selection of the possible combinations of tools on offer. Other cable shears can be found in the 'Cutting' section, while other insulation strippers can be found under 'Insulation strippers for special applications'. For crimp dies, please see the 'Crimp dies for solar connectors' section. Details also available from our website at www.rennsteig.com. Please contact us for special applications – we have the solution to your problem!

Processing contacts and connectors


Application-based sets and kits

Repair kit to process pre-assembled cable repair lines

- Plastic case contains:
- MultiStrip® 16, insulation stripper, art. no. 707 040, capacity 0.08–16.0 mm²
- PEW 9 hand crimping tool for heat-shrink butt connectors, art. no. 619 1389 3, capacity 0.5–1.0 mm²/1.5–2.5 mm²/4.0–6.0 mm²
- Heat-shrink butt connectors, capacity 0.5–1.0 mm² (40 pcs)/1.5–2.5 mm² (30 pcs)/4.0–6.0 mm² (20 pcs)



Art. No. 619 101-02



Art. No.	EAN 4049002	Description	↔ mm	⚖ g
619 101-02	146107	Repair kit for cable repair lines, Plastic case with tools and connectors	340 x 270 x 85	1,525

Kits for processing POF and the MOST connector system

- Plastic case contains:
- Insulation stripper and cutting tool for polymer Ø 2.3 mm fibre-optic cables, Art. no. 8001 0004 3 or Art. no. 8002 0004 3
- 4/8 indent crimping tool PEW 8.71 for MOST system connectors, Art. no. 8710 0000 6
- Replacement safety cutting system, Art. no. 8000 0004 0 0
- Allen key for releasing the transport safety lock



Art. No. 8712 1000 61



Art. No.	EAN 4049002	Description	↔ mm	⚖ g
8711 1000 61	023460	Kit with tool Art. No. 8001 0004 3	275 x 230 x 83	1,560
8712 1000 61	025280	Kit with tool Art. No. 8002 0004 3 (with stripping aid)	275 x 230 x 83	1,560

Special tools for aviation


- Rugged plastic case includes: tools for cutting, stripping and crimping, insertion/removal tools, plug gauges and accessories for the maintenance and repair of aluminium cabling as used in aviation for the A380, A350 and A400M aircraft
- Special crimping tools for crimping turned pin and socket contacts (ABS1380 and ABS1381) with flexible aluminium cable, AWG 24 to 12 (ABS 0949)
- Consecutively completion of conductor and insulation crimp
- Conductor crimp is completed as a four or 4/8 indent crimp, the insulation crimp is performed simultaneously as a hex (AWG 24/18) or 12x (AWG 16/14/12) crimp



Processing contacts and connectors

Special solutions and accessories

Custom solutions for special tasks.



Art. No. 625 30851 31



Tool for separating single contacts off reel contacts




CM 25-2 crimping machine for processing shielded modular connectors



Crimping tool with 16 mm system size for processing larger wire-end ferrules

Special models based on the PEW 12 hand crimping tool

- The industry-standard PEW 12 hand crimping tool has been redesigned for special applications.
- By changing the system size and designing a wide range of sockets, this has resulted in the development of special tools for a large number of applications, for instance:
 - For the processing of shielded modular connectors from leading manufacturers such as AMP, Hirose, Telegärtner, Yamaichi, Drahtex, Molex, etc. The crimp dies are adjusted to match the corresponding connectors. In terms of design, the tool is designed so that the insulation crimp, shielding crimp, strain relief crimp and contact crimp is performed in one tool, shipped in a compact plastic case.
 - For processing large wire-end ferrules
 - For processing reel-packaged contacts up to a sheet thickness of 0.7 mm. The tool is used to separate the individual contacts from the reel.
- Please talk to us for details of other application scenarios.



Art. No. 625 30851 31



Art. No. 625 00094



Art. No. 625 41551 3

Info

Important: the tools for shielded modular push-in connectors are not part of a system. The special crimp dies are not interchangeable and cannot be used in the battery-powered E-PEW 12 powered crimper.

For machine-based processing of the various plugs, we have developed special models based on the CM 25, which you will find on the following pages. The crimp die sets for 70/95 mm² wire-end ferrules are interchangeable in the PEW12 crimping tool with a 16 mm system size and the corresponding E-PEW12 powered crimper with a 16 mm system size (art. no. 6371 0100 1).

Art. No.	EAN 4049002	Finish	Profile	Connectors	↔ mm	⚖ g
625 30850 31	018442	PEW 12 special model for shielded modular connectors TM 11 – Hirose, System size 16 mm			200	1,250
625 30850 0 02	063114	Supplementary set for shielded modular connectors TM 21 and TM 31 - Hirose				27
625 30851 31	018466	PEW 12 special model for shielded modular connectors MP 8 - Telegärtner, System size 16 mm			200	1,250
625 30853 31	018480	PEW 12 special model for shielded modular connectors EMT - TE, System size 16 mm			200	1,250
625 30854 31	023552	PEW 12 special model for shielded modular connectors Molex, System size 16 mm			200	1,250
625 30855 31	052453	PEW 12 special model for shielded modular connectors Y-con – Yamaichi, System size 16 mm			200	1,250
625 00093 3	012068	PEW 12 special model for large wire-end ferrules, 70 mm ² , System size 16 mm			200	680
625 00093 3 0	012075	Die set for large wire-end ferrules, 70 mm ² , System size 16 mm			32	60
625 00094 3	077876	PEW 12 special model for large wire-end ferrules, 95 mm ² , System size 16 mm			200	680
625 00094 3 0	077883	Die set for large wire-end ferrules, 95 mm ² , System size 16 mm			32	60
625 41551 3	126246	Terminal cut-off tool, black-oxide finish			210	650

Processing contacts and connectors

Special solutions and accessories

Pneumatic crimping machines, CM 25-2 special model

- Crimping machine specialized for the processing of shielded modular connectors of well-known manufacturers, such as Hirose (TM 11/TM 21), Telegärtner (MP 8), Yamaichi, Drahtex, Molex, AMP, TE a.s.o.
- The machine is designed in such a way that the insulation crimp, shielded crimp, strain relief crimp and the contact crimp are processed in the same crimping die.



Art. No.	EAN 4049002	Finish	Profile	Connectors	↔ mm	⚖ kg
636 30850 3	080418	Crimping machine CM 25-2 with crimp dies for shielded TM11 – Hirose push-in connectors			325x280x500 mm	34,000
636 30851 3	080432	Crimping machine CM 25-2 with crimp dies for shielded MP8 – Telegärtner push-in connectors			325x280x500 mm	30,000
636 30855 3 2	006050	Crimping machine CM 25-2 with crimp dies for shielded Y-Con – Yamaichi push-in connectors			325x280x500 mm	30,000

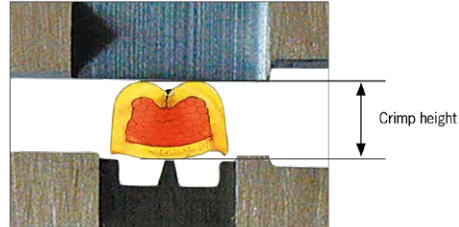
Special crimp die sets for pneumatic CM 25-1 and CM 25-6 crimping machines

- Specially designed for processing extra-long wire-end ferrules
- Create a square crimp shape with four profiled surfaces
- Crimp dies only usable in conjunction with the adapter
- CM 25-1 crimping machine can only be operated with reduced 6 mm stroke setting (working with guards opened)

Art. No.	EAN 4049002	Finish	Profile	Connectors	Illustration	↔ mm	⚖ g
636 00357 5 0	137860	Special-Crimping Unit for Ferrules, max. crimp length 20 mm, 2.5 mm ² / 4.0 mm ² / 6.0 mm ²				32x41.5x20 mm	110
636 00361 5 0	111655	Special-Crimping Unit for Ferrules, max. crimp length 20 mm, 16.0 mm ² / 10.0 mm ²				32x41.5x20 mm	112
636 01101 5 0	111648	Special-Crimping Unit for Ferrules, max. crimp length 20 mm, 16.0 mm ² / 25.0 mm ²				32x41.5x20 mm	105
636 01026 5 0	146657	Special-Crimping Unit for Ferrules, max. crimp length 30 mm, 16.0 mm ² / 10.0 mm ²				32x41.5x30 mm	160
636 004	042317	Adapter for Crimping Dimension 22 mm, compatible with CM 25-1 and CM 25-6				35x50x20 mm	200

Digital crimp caliper

- For measuring crimp height and width from 0 – 150 mm/0 – 6"
- Special measuring surfaces prevent errors
- Reading accuracy 0.01 mm/0.0005"
- Also suitable for all standard caliper measurement tasks
- Generous digital display, switchable between mm and inch




Art. No. 690 000 1

Art. No.	EAN 4049002	Description	↔ mm	⚖ g
690 000 1	023521	Digital crimp caliper	236	295

Insertion tool for LSA-Plus

- Tool for inserting cables on strips, sockets or panels
- For UTP and STP cables, conductor diameter 0.4 to 0.8 mm
- Inserts and cuts cables in one operation
- Lockable cutting mechanism for laying without cutting
- With integrated pull hook and release lever



Art. No. 723 300

Art. No.	EAN 4049002	Description	↔ mm	⚖ g
723 300	022807	Insertion tool For UTP and STP cables, conductor diameter 0.4 to 0.8 mm	175	75

Processing contacts and connectors

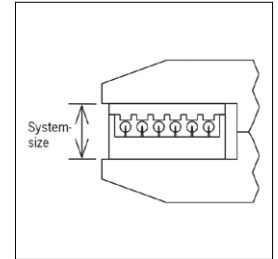

Special solutions and accessories

Parallel Crimping Tool

- For all assembly tasks that require parallel closing, such as crimping ISDN plugs and flat band connectors, and closing housings
- Customer- and plug-specific system dimensions (0 – 50 mm) and locators



Art. No. 693 200 3



Art. No.	EAN 4049002	Description	System size mm	↔ mm	⚖ g
693 200 3	018114	Parallel Crimping Tool	14.8	200	280
693 210 3	074028	Parallel Crimping Tool		200	280
693 235 3	136344	Parallel Crimping Tool		200	280

Cable Tie Removal Tool

- Special tool for the damage-free and reliable removal of cable ties
- Usable for all sizes of cable ties
- For maintenance and repair service work
- With opening spring
- Comfortable and ergonomic 2-component grips
- Low weight



Art. No. 8007 5004 6



Art. No.	EAN 4049002	Description	↔ mm	⚖ g
8007 5004 6	083112	Cable Tie Removal Tool	135	110

Pelican Cutter

- For burr-free cutting of plastic panels, skirting and cable ducts
- Excellent cutting action – even at the shear tips
- Optimum lever action means uniform hand force required over entire cutting length
- Available in two designs with cutting lengths of 60 mm and 110 mm
- Design with cutting length of 110 mm features support to ensure right-angled cuts and make 45° cut-offs easier



Art. No. 502 111 3



Art. No.	EAN 4049002	Description	↔ mm	⚖ g
502 060 3	023361	Pelican Cutter, black-oxide finish, Cutting length 60 mm	220	489
502 110 3	023378	Pelican Cutter, black-oxide finish, Cutting length 110 mm	280	590
502 111 3	025358	Pelican Cutter with positioner for plates / trunks, black-oxide finish, Cutting length 110 mm	280	767
502 060 0 0	023385	Spare blade, Cutting length 60 mm		26
502 110 0 0	023392	Spare blade, Cutting length 110 mm		43
502 111 0 0	026164	Spare Support, Cutting length 110 mm		100

Notching Pliers for wiring ducts

- Special tool for breaking out middle ridges from wiring ducts
- Cutting length with one cut up to 80 mm
- Cutting width 24 mm
- Clean, burr-free cut down to duct floor
- Matrix with integrated ejector for cut segments



Art. No. 503 618 3



Art. No.	EAN 4049002	Description	↔ mm	⚖ g
503 618 3	026188	Notching Pliers for wiring ducts, black-oxide finish, Cutting width 24 mm, Cutting depth adjustable to max. 80 mm	260	700

Processing contacts and connectors

Solutions for large cross-sections

Easily process cross-sections
up to 400 mm².



Art. No. 6320 800 1



Crimping head with snap closure, rotates 360°



Integrated LED for illuminating the work area



Variable speed for positioning of the tool

Hydraulic crimping tools with crimping force 80 kN up to 400 mm²

Battery-powered hydraulic APZ 80 crimper, art. no. 6320 800 1:

- Quick-release crimp head can be rotated 360°
- Variable speed for positioning the contact
- Rapid working speed with two-stage hydraulic pump
- Manual open and emergency release possible in any position
- Overpressure valve installed: even incorrect crimps will not damage the tool or die sets
- 18 V / 5 Ah lithium-ion battery, incl. charge level indicator
- 18–230 V chargers, also available as 18–120 V US version
- Guarantee – 3 years or 20,000 work cycles
- Weight of tool with battery 5,600 g, size (W×H×D) 384×331×75 mm

HPZ 80.1 hydraulic crimping tool, art. no. 632 801 5:

- Quick-release crimp head can be rotated 360°
- Quick feed with special double-piston hydraulics
- Manual open and emergency release possible in any position
- Handy table mount optionally available
- Tool weight 5,400 g, length 550 mm



Art. No. 6320 800 1



Art. No. 632 801 5



Info

Supplied in a plastic case. This includes the tool without crimp die sets, and can be kitted out individually by the user with die sets for various crimp profiles and capacities.

A table mount can be supplied for the HPZ 80.1 hand crimping tool.

Art. No.	EAN 4049002	Description	Capacity mm ² Cu	Capacity mm ² Al	↔ mm	⚖ g
632 801 5	005213	Hydraulic crimping tool HPZ 80.1 in plastic case, with 5 options for storing additional crimp die sets	10—400	10—300	700 x 260 x 110	7,120
632 40089 3	144271	Table mount for HPZ 80.1 hand crimping tool			340 x 210 x 25	920
6320 800 1	121500	Battery-powered hydraulic crimp tool APZ 80 in plastic case, with battery and charger, plus plastic case for storing crimp die sets	10—400	10—300	580 x 460 x 110	8,800

Processing contacts and connectors

Solutions for large cross-sections

Crimp die sets for APZ 80 and HPZ 80.1

- Flexible application in crimping solutions with 80 kN crimping force
- Various crimp shapes and capacities available
- Hex crimp die sets for copper according to DIN 46235/46267 and for aluminum according to DIN 46329



Art. No. 632 130 5

Art. No.	EAN 4049002	Finish	Capacity mm ² Cu	Capacity mm ² Al	Name acc. to DIN	Profile
632 124 5	019722	Hexagonal die set K6/80	10		K6	
632 125 5	019739	Hexagonal die set K8/80	16		K8	
632 126 5	019746	Hexagonal die set K10/80	25	16	K10	
632 127 5	019753	Hexagonal die set K12/80	35	25	K12	
632 128 5	019760	Hexagonal die set K14/80	50	35	K14	
632 129 5	019777	Hexagonal die set K16/80	70	50	K16	
632 130 5	019784	Hexagonal die set K18/80	95	70	K6/K16	
632 131 5	019791	Hexagonal die set K20/80	120		K20	
632 132 5	019807	Hexagonal die set K22/80	150	95 + 120	K22	
632 133 5	019814	Hexagonal die set K25/80	185	150	K25	
632 134 5	019821	Hexagonal die set K28/80	240	185	K28	
632 135 5	019838	Hexagonal die set K32/80	300	240	K32	
632 136 5	019845	Hexagonal die set K34/80		300	K34	

Crimp die sets for APZ 80 and HPZ 80.1

- One-indent crimp die sets for solderless cable lugs and connectors according to DIN 46234



Art. No. 632 306 5

Art. No.	EAN 4049002	Finish	Capacity mm ² Cu	Capacity mm ² Al	Name acc. to DIN	Profile
632 304 5	019852	Indent die set D10/80	10	10		
632 305 5	019869	Indent die set D16/80	16	16		
632 306 5	019876	Indent die set D25/80	25	25		
632 307 5	019883	Indent die set D35/80	35	35		
632 308 5	019890	Indent die set D50/80	50	50		
632 309 5	019906	Indent die set D70/80	70	70		
632 310 5	019913	Indent die set D95/80	95	95		
632 311 5	019920	Indent die set D120/80	120	120		
632 312 5	019937	Indent die set D150/80	150	150		
632 313 5	019944	Indent die set D185/80	185	185		
632 314 5	019951	Indent die set D240/80	240	240		

Processing contacts and connectors

Solutions for large cross-sections

Crimp die sets for APZ 80 and HPZ 80.1

- Crimp die sets with B-crimp shape and locators for Aptiv Power Pack 1000/2000
- Trapezoidal crimp dies for insulated and non-insulated wire-end ferrules



Art. No. 632 007 3 01



Art. No.	EAN 4049002	Finish	Capacity mm ² Cu	Capacity mm ² Al	Name acc. to DIN	Profile
632 005 3 01	143601	Die set and locator, Aptiv Power Pack 2000, (13523156, 13513037)	32			
632 007 3 01	143625	Die set and locator, Aptiv Power Pack 2000, (13523157, 13513038)	50			
632 009 3 0	148569	Die set, Aptiv Power Pack 1000, (13675577, 13675583)	8			
632 009 0 01	148576	Locator, Aptiv Power Pack 1000				
632 010 3 0	148583	Die set, Aptiv Power Pack 1000, (13675578, 13675584)	13			
632-90638	131011	Crimp die set trapezoid geometry 70/80, Crimp width 24 mm	70	70		
632-90639	132568	Crimp die set trapezoid geometry 95/80, Crimp width 24 mm	95	95		
632-90640	132575	Crimp die set trapezoid geometry 120/80, Crimp width 24 mm	120	120		
632-90641	132582	Crimp die set trapezoid geometry 150/80, Crimp width 38 mm	150	150		
632-90642	132599	Crimp die set trapezoid geometry 185/80, Crimp width 38 mm	185	185		
632-90643	132605	Crimp die set trapezoid geometry 240/80, Crimp width 38 mm	240	240		

Crimp die sets for APZ 80 and HPZ 80.1

- Crimp die sets with WM shape for DIN-style cable lugs and connectors
- Optionally available cutter die set for copper and aluminum cables up to Ø 28 mm



Art. No. 632 407 5



Art. No. 632 90654

Art. No.	EAN 4049002	Finish	Capacity mm ² Cu	Capacity mm ² Al	Name acc. to DIN	Profile
632 404 5	019999	Crimp die set WM-profile 10/80	10	10		
632 405 5	020001	Crimp die set WM-profile 16/80	16	16		
632 406 5	020018	Crimp die set WM-profile 25/80	25	25		
632 407 5	020025	Crimp die set WM-profile 35/80	35	35		
632 408 5	020032	Crimp die set WM-profile 50/80	50	50		
632 409 5	020049	Crimp die set WM-profile 70/80	70	70		
632 410 5	020056	Crimp die set WM-profile 95/80	95	95		
632 411 5	020063	Crimp die set WM-profile 120/80	120	120		
632 412 5	020070	Crimp die set WM-profile 150/80	150	150		
632 413 5	020087	Crimp die set WM-profile 185/80	185	185		
632 414 5	020094	Crimp die set WM-profile 240/80	240	240		
632 415 5	020100	Crimp die set WM-profile 300/80	300	300		
632 416 5	020117	Crimp die set WM-profile 400/80	400	400		
632 90654	144288	Cutting assembly, up to max. cable diameter of 28 mm	185	240		

Processing contacts and connectors

Solutions for large cross-sections

**Comfortable crimping
for cross-sections up to
185 mm².**



Art. No. 630 501 3



Crimp head rotates 180°



Quick-release lock for tool-less die sets changing



Locators for special crimp die sets available

Hydraulic crimping tools with crimping force 50 kN up to 185 mm²

HPZ 50.1 hydraulic crimping tool, art. no. 630 501 3:

- Quick-release crimp head can be rotated 180°
- Quick feed with special double-piston hydraulics
- Manual open and emergency release possible in any position
- Weight of tool 2,700 g, size (W×H×D) 398×157×54 mm

Battery-powered hydraulic APZ 50 crimper, art. no. 6300 500 1:

- Quick-release crimp head can be rotated 360°
- Variable speed for positioning the contact
- Rapid working speed with two-stage hydraulic pump
- Integrated LED for illuminating the work area
- Manual open and emergency release possible in any position
- Overpressure valve installed: even incorrect crimps will not damage the tool or the die sets
- 18 V / 5 Ah lithium-ion battery, incl. charge level indicator
- 18–230 V chargers, also available as 18–120 V US version
- Guarantee – 3 years or 20,000 work cycles
- Weight of tool with battery 4,300 g, size (W×H×D) 329×331×75 mm



Art. No. 630 501 3

Art. No. 6300 500 1



Info

Supplied in a plastic case. This includes the tool without crimp die sets, and can be kitted out individually by the user with die sets for various crimp profiles and capacities.

Art. No.	EAN 4049002	Description	Capacity mm ² Cu	Capacity mm ² Al	↔ mm	⚖ g
630 501 3	004827	Hydraulic crimping tool HPZ 50.1 in plastic case, 15 options for storing additional die sets	10—185	10—150	460 x 230 x 85	3,300
6300 500 1	121494	Battery-powered hydraulic crimp tool APZ 50 in plastic case, with battery and charger, plus plastic case for storing crimp die sets	10—185	10—150	580 x 460 x 110	7,400

Processing contacts and connectors

Solutions for large cross-sections

Crimp die sets for APZ 50 and HPZ 50.1 – standard applications

- Flexible application in crimping solutions with 50 kN crimping force
- Various crimp shapes and capacities available
- Hex crimp die sets for copper according to DIN 46235 and for aluminum according to DIN 46329



Art. No. 630 203 5



Art. No. 630 204 5

Art. No.	EAN 4049002	Finish	Capacity mm ² Cu	Capacity mm ² Al	Name acc. to DIN	Profile
630 201 5	004896	Hex crimp die set, double sided, rotating	10 / 70	- / 50	K6/K16	
630 202 5	004902	Hex crimp die set, double sided, rotating	16 / 35	- / 16+25	K8/K12	
630 203 5	004919	Hex crimp die set, double sided, rotating	25 / 50	10 / 35	K10/K14	
630 204 5	004926	Hexagonal die set	95	70	K18	
630 206 5	004940	Hexagonal die set	120		K20	
630 207 5	004957	Hexagonal die set	150		K22	
630 209 5	004971	Hexagonal die set	185	150	K25	

Crimp die sets for APZ 50 and HPZ 50.1 – standard applications

- One-indent crimp die sets for solderless cable lugs and connectors according to DIN 46234
- Crimp die sets with WM shape for DIN-style cable lugs and connectors



Art. No. 630 313 5



Art. No. 630 404 5

Art. No.	EAN 4049002	Finish	Capacity mm ² Cu	Capacity mm ² Al	Name acc. to DIN	Profile
630 307 5	004551	Indent die set	6	6	D6	
630 308 5	004568	Indent die set	10	10	D10	
630 309 5	004575	Indent die set	16	16	D16	
630 310 5	004582	Indent die set	25	25	D25	
630 311 5	004599	Indent die set	50	50	D50	
630 312 5	004605	Indent die set	35	35	D35	
630 313 5	004612	Indent die set	70	70	D70	
630 401 5	005053	Double crimp die set, WM-profile, rotating	10 / 70	10 / 70	WM10/70	
630 402 5	005060	Double crimp die set, WM-profile, rotating	16 / 35	16 / 35	WM16/35	
630 403 5	005077	Double crimp die set, WM-profile, rotating	25 / 50	25 / 50	WM25/50	
630 404 5	005084	Die set WM-style	95	95	WM95	
630 405 5	005091	Die set WM-style	120	120	WM120	
630 406 5	005107	Die set WM-style	150	150	WM150	
630 407 5	005114	Die set WM-style	185	185	WM185	

Processing contacts and connectors

Solutions for large cross-sections

Crimp die sets for APZ 50 and HPZ 50.1 – automotive contacts





- Flexible application in crimping solutions with 50 kN crimping force
- Crimp die sets and locators are available for a range of MTA and TE Connectivity contact series



Art. No. 630 014 3 01

Art. No.	EAN 4049002	Finish	Capacity mm ² Cu	Profile
630 011 3 01	140006	Die set and locator, MTA F800, (1107620, 1107650, 1707620, 1707650)	1.5	
630 012 3 01	141218	Die set and locator, MTA M800 / WP M800, (1107675, 1107700, 1707675, 1707700)	2.5—4	
630 013 3 01	141225	Die set and locator, MTA F800, (1107621, 1107660, 1707621, 1707660)	4—6	
630 014 3 01	141232	Die set and locator, MTA M800 / WP M800, (1107685, 1107710, 1707685, 1707710)	6	
630 015 3 01	141249	Die set and locator, MTA F800, (1107622, 1107670, 1707622, 1707670)	10	
630 016 3 01	141256	Die set and locator, MTA M800 / WP M800, (1107690, 1107720, 1707690, 1707720)	10—16	
630 017 3 01	141263	Die set and locator, MTA F800, (1107671, 1707623, 1707671)	16	
630 020 3 01	141270	Die set and locator, MTA F800, (1107620, 1107650, 1707620, 1707650)	2.5	
630 021 3 01	144141	Die set and locator, MTA MAXI WP F800, with seal, (1107400, 1707400)	1.5—2.5	
630 022 3 01	144158	Die set and locator, MTA MAXI WP F800, with seal, (1107410, 1707410)	4	
630 023 3 01	144165	Die set and locator, MTA MAXI WP F800, with seal, (1107410, 1707410)	6	
630 024 3 01	144172	Die set and locator, MTA MAXI WP F800, with seal, (1107420, 1707420)	10	

Crimp die sets for APZ 50 and HPZ 50.1 – automotive contacts

Art. No.	EAN 4049002	Finish	Capacity mm ² Cu	Profile
630 025 3 01	144189	Die set and locator, MTA Power 950, (1107740, 1707740)	2.5	
630 026 3 01	144196	Die set and locator, MTA Power 950, (1107740, 1707740)	4	
630 027 3 01	144202	Die set and locator, MTA Power 950, (1107741, 1707741)	6	
630 037 3 01	145209	Die set and locator, MTA Power 950, (1707742)	10	
630 028 3 01	144219	Die set and locator, Maxi Power Timer WP, with seal, (962934, 962935, 963770, 963771)	2.5	
630 029 3 01	144226	Die set and locator, Maxi Power Timer WP, with seal, (962934, 962935, 963770, 963771)	4	
630 030 3 01	144233	Die set and locator, Maxi Power Timer WP, with seal, (962936, 962937, 963772, 963773)	4	
630 031 3 01	144240	Die set and locator, Maxi Power Timer WP, with seal, (962936, 962937, 963772, 963773)	6	
630 032 3 01	144257	Die set and locator, Maxi Power Timer WP, with seal, (962938, 962939, 963774, 963775)	6	
630 033 3 01	144264	Die set and locator, Maxi Power Timer WP, with seal, (962938, 962939, 963774, 963775)	10	
630 034 3 01	145193	Die set and locator, Maxi Power Timer WP, with seal, (X7-1164-0100)	16	

Processing contacts and connectors





Solutions for large cross-sections

Mechanical hand crimping tool MPZ 55

- Rugged, mechanical two-hand crimping tool in a metal case for crimping cable lugs and connectors up to 120 mm²
- High-precision mechanism applies a high crimping force with minimal manual effort
- Circumferential eccentric mechanism for smooth action
- Forced-lock completion of crimping process ensures high-quality crimped connections
- Fold-out head simplifies changing die sets and working with bulky connector types
- Various crimp dies sets are available – note that matrice and indenter should always be combined for one-indent crimp die set
- Pliers weight 2,460 g, length 430 mm



Art. No. 633 055 5

Art. No.	EAN 4049002	Finish	Crimp width mm	Capacity mm ² Cu	Capacity mm ² Al	Name acc. to DIN	Profile
633 055 5	027697	Mechanical hand crimping tool MPZ 55, Base unit without crimp dies in case		6—120	6—95		
633 101 3	027703	Hex crimp die set, double sided, for aluminium cable lugs and connectors (DIN 46329)	7 mm		16 / 35	10/14 AL	
633 102 3	027710	Hex crimp die set, double sided, for aluminium cable lugs and connectors (DIN 46329)	7 mm		25 / 50	12/16 AL	
633 103 3	027727	Hexagonal die set, for aluminium cable lugs and connectors (DIN 46329)	7 mm		70	8 AL	
633 104 3	027734	Hexagonal die set, for aluminium cable lugs and connectors (DIN 46329)	7 mm		95	20 AL	

Other crimp die sets for mechanical MPZ 55 hand crimping tool



Art. No. 633 102 3



Art. No. 633 104 3



Art. No. 633 401 3 + 633 406 3



Art. No. 633 403 3 + 633 406 3

Art. No.	EAN 4049002	Finish	Crimp width mm	Capacity mm ² Cu	Capacity mm ² Al	Name acc. to DIN	Profile
633 201 3	027741	Hex crimp die set, double sided, for copper cable lugs and connectors (DIN 46235)	5.5 mm	10 / 70		6/16	
633 202 3	027758	Hex crimp die set, double sided, for copper cable lugs and connectors (DIN 46235)	5.5 mm	16 / 35		8/12	
633 203 3	027765	Hex crimp die set, double sided, for copper cable lugs and connectors (DIN 46235)	5.5 mm	25 / 50		10/14	
633 204 3	027772	Hexagonal die set, for copper cable lugs and connectors (DIN 46235)	5.5 mm	95		18	
633 205 3	027789	Hexagonal die set, for copper cable lugs and connectors (DIN 46235)	5.5 mm	120		20	
633 301 3	027796	Hex crimp die set, double sided, for copper crimped cable lugs and tube cable lugs	7 mm	10 / 70		6/16	
633 302 3	027802	Hex crimp die set, double sided, for copper crimped cable lugs and tube cable lugs	7 mm	16 / 35		8/12	
633 303 3	027819	Hex crimp die set, double sided, for copper crimped cable lugs and tube cable lugs	7 mm	25 / 50		10/14	
633 304 3	027826	Hexagonal die set, for copper crimped cable lugs and tube cable lugs	5.5 mm	95		18	
633 305 3	027833	Hexagonal die set, for copper crimped cable lugs and tube cable lugs	5.5 mm	120		20	
633 401 3	027840	4x matrice, for solderless cable lugs without insulation, rotating, for use with stamp 633 406 3	7 mm	10 / 16 / 25 / 35	10 / 16 / 25 / 35	10, 16, 25, 35	
633 402 3	027857	4x matrice, for solderless cable lugs without insulation, rotating, for use with stamp 633 406 3	7 mm	16 / 25 / 35 / 50	16 / 25 / 35 / 50	16, 25, 35, 50	
633 403 3	027864	Double matrice, for solderless cable lugs without insulation, rotating, for use with stamp 633 406 3	9 mm	6 / 50	6 / 50	6, 50	
633 404 3	027871	Double matrice, for solderless cable lugs without insulation, rotating, for use with stamp 633 406 3	9 mm	10 / 70	10 / 70	10, 70	
633 405 3	027888	Single matrice, for solderless cable lugs without insulation, for use with stamp 633 406 3	9 mm	70	70	70	
633 406 3	027895	Indenter, for solderless cable lugs without insulation, for use with the one-indent crimp matrices mentioned above	7 mm	6—70	6—70	6—70	

Processing contacts and connectors











Solutions for large cross-sections

Mechanical hand crimping tool MPZ 30

- Rugged, mechanical hand crimping tool in a metal case for crimping cable lugs and connectors up to 50 mm²
- High-precision mechanism applies a high crimping force with minimal manual effort
- Easy movement thanks to needle roller bearings
- Forced-lock completion of crimping process ensures high-quality crimped connections
- Fold-out head simplifies working with bulky connector types and changing die sets
- Various crimp dies sets are available – note that matrice and indenter should always be combined for one-indent crimp die set
- Pliers weight 1,420 g, length 280 mm



Art. No. 634 030 5

Art. No.	EAN 4049002	Finish	Crimp width mm	Capacity mm ² Cu	Capacity mm ² Al	Name acc. to DIN	Profile
634 030 5	027901	Mechanical hand crimping tool MPZ 30, Base unit without crimp dies in case		6—50	6—50		
634 101 3	027918	Hexagonal die set, for aluminum tube cable lugs and connectors (DIN 46329)	7 mm		16	10 AL	
634 102 3	027925	Hexagonal die set, for aluminum tube cable lugs and connectors (DIN 46329)	7 mm		25	12 AL	
634 103 3	027932	Hexagonal die set, for aluminum tube cable lugs and connectors (DIN 46329)	7 mm		35	14 AL	
634 104 3	027949	Hexagonal die set, for aluminum tube cable lugs and connectors (DIN 46329)	7 mm		50	16 AL	
634 201 3	027956	Hexagonal die set, for copper tube cable lugs and connectors (DIN 46235)	5 mm	6		5	
634 202 3	027963	Hexagonal die set, for copper tube cable lugs and connectors (DIN 46235)	5 mm	10		6	
634 203 3	027970	Hexagonal die set, for copper tube cable lugs and connectors (DIN 46235)	5 mm	16		8	
634 204 3	027987	Hexagonal die set, for copper tube cable lugs and connectors (DIN 46235)	5 mm	25		10	
634 205 3	027994	Hexagonal die set, for copper tube cable lugs and connectors (DIN 46235)	5 mm	35		12	
634 206 3	028007	Hexagonal die set, for copper tube cable lugs and connectors (DIN 46235)	5 mm	50		14	

Other crimp die sets for mechanical MPZ 30 hand crimping tool



Art. No. 634 203 3



Art. No. 634 306 3

Art. No.	EAN 4049002	Finish	Crimp width mm	Capacity mm ² Cu	Capacity mm ² Al	Name acc. to DIN	Profile
634 301 3	028014	Die set WM-style, for industry-standard copper tube cable lugs	6 mm	6		CU 6	
634 302 3	028021	Die set WM-style, for industry-standard copper tube cable lugs	6 mm	10		CU 10	
634 303 3	028038	Die set WM-style, for industry-standard copper tube cable lugs	6 mm	16		CU 16	
634 304 3	028045	Die set WM-style, for industry-standard copper tube cable lugs	6 mm	25		CU 25	
634 305 3	028052	Die set WM-style, for industry-standard copper tube cable lugs	6 mm	35		CU 35	
634 306 3	028069	Die set WM-style, for industry-standard copper tube cable lugs	6 mm	50		CU 50	
634 501 3	028106	oval crimp dies, for insulated connectors according to DIN 46237	7 mm	10		DIN 10	
634 502 3	028113	oval crimp dies, for insulated connectors according to DIN 46237	7 mm	16		DIN 16	
634 503 3	028120	oval crimp dies, for insulated connectors according to DIN 46237	7 mm	25		DIN 25	
634 601 3	028137	Single matrice, for solderless cable lugs, DIN: 46234, 46341, VG: 88710, 88708, for use with indenter 634 606 3	7 mm	6		DIN 6	
634 602 3	028144	Single matrice, for solderless cable lugs, DIN: 46234, 46341, VG: 88710, 88708, for use with indenter 634 606 3	7 mm	10		DIN 10	
634 603 3	028151	Single matrice, for solderless cable lugs, DIN: 46234, 46341, VG: 88710, 88708, for use with indenter 634 606 3	9 mm	16		DIN 16	
634 604 3	028168	Single matrice, for solderless cable lugs, DIN: 46234, 46341, VG: 88710, 88708, for use with indenter 634 606 3	9 mm	25		DIN 25	
634 605 3	028175	Single matrice, for solderless cable lugs, DIN: 46234, 46341, VG: 88710, 88708, for use with indenter 634 606 3	9 mm	35		DIN 35	
634 606 3	028182	Indenter, for solderless cable lugs, DIN: 46234, 46341, VG: 88710, 88708, for use with the one-indent crimp matrices mentioned above	7 mm	6—35		DIN 6-35	


















Index

502 060 0 0	121	624 075 3 01	73	630 011 3 01	132	632 801 5	123	6756 0000 6	95	8001 0002 3	99
502 060 3	121	624 079 3 0	73	630 012 3 01	132	632 90654	127	6763 0000 6	95	8001 0003 3	99
502 110 0 0	121	624 080 3 0	74	630 013 3 01	132	632-90638	126	680 050 4	107	8001 0004 3	99
502 110 3	121	624 081 3 0	74	630 014 3 01	132	632-90639	126	680 053 4	107	8001 4000 3	100
502 111 0 0	121	624 082 3 0	74	630 015 3 01	132	632-90640	126	680 071 4	107	8002 0004 3	99
502 111 3	121	624 086 3 0	74	630 016 3 01	132	632-90641	126	680 100 4	107	8002 0006 3	99
503 618 3	121	624 090 3 0	72	630 017 3 01	132	632-90642	126	680 110 4	107	8002 0012 3	99
610 001 0	54	624 090-5 3 0	72	630 020 3 01	132	632-90643	126	681 719 05	109	8007 1020 0 0	104
610 084 3 2	43	624 091 3 0	72	630 021 3 01	132	6320 800 1	123	681 719E 08	108	8007 1030 0 0	104
610 087 3	45	624 092 3 0	72	630 022 3 01	132	633 055 5	134	681 719P 05	109	8007 1070 6	104
610 088 3	45	624 096-1 3 0	72	630 023 3 01	132	633 101 3	134	681 720B7	108	8007 1090 6 0	104
610 184 3	43	624 096-2 3 0	72	630 024 3 01	132	633 102 3	134	681 729 08	109	8007 1100 6 0	104
610 185 3	43	624 096-3 3 0	72	630 025 3 01	133	633 103 3	134	681 729 1028	109	8007 1110 6 0	104
610 190 6	41	624 097 3 0	72	630 026 3 01	133	633 104 3	134	681 739 0631	109	8007 1130 6 0	104
610 191 6	41	624 100 3 0	75	630 027 3 01	133	633 201 3	135	681 739E 0810	108	8007 1150 6 0	104
610 286 3	43	624 101 3	61	630 028 3 01	133	633 202 3	135	681 739E 1019	108	8007 1160 6 0	104
610 904	111	624 101 6	61	630 029 3 01	133	633 203 3	135	681 805E 12	108	8007 1170 6 0	104
610 905	112	624 1042 3 01	70	630 030 3 01	133	633 204 3	135	690 000 1	119	8007 1200 6 0	104
610 906	112	624 1043 3 01	71	630 031 3 01	133	633 205 3	135	690 001	76	8007 1220 6 0	104
610 907	112	624 105-09	113	630 032 3 01	133	633 301 3	135	693 200 3	120	8007 1230 6 0	104
610 908	112	624 105-55	113	630 033 3 01	133	633 302 3	135	693 210 3	120	8007 3030 6	105
610 909	112	624 105-56	113	630 034 3 01	133	633 303 3	135	693 235 3	120	8007 3500 0	105
610 910	112	624 1071 3 0	68	630 037 3 01	133	633 304 3	135	695 000 2	55	8007 3520 0	105
610 911	112	624 114 3 0	75	630 201 5	130	633 305 3	135	695 001 3 01	55	8007 3540 0	105
610 913	111	624 1186 0 01	77	630 202 5	130	633 401 3	135	695 002 3 01	55	8007 3560 0	105
610 921	111	624 1186 3 0	77	630 203 5	130	633 402 3	135	695 003 3 01	55	8007 3580 0	105
610 922	111	624 119 3 0	75	630 204 5	130	633 403 3	135	695 025 3 01	55	8007 3600 0	105
610 923	111	624 1193 0 01	76	630 206 5	130	633 404 3	135	695 030 3 01	55	8007 3620 0	105
610 926	111	624 1193 3 0	76	630 207 5	130	633 405 3	135	695 032 3 01	55	8007 3640 0	105
616 001 3 1	57	624 1194 0 01	77	630 209 5	130	633 406 3	135	695 043 3 0	55	8007 3660 0	105
616 002 3 1	57	624 1194 3 0	77	630 307 5	131	634 030 5	136	695 044 3 0	55	8007 3680 0	105
616 003 3 1	57	624 120 3 0	75	630 308 5	131	634 101 3	136	695 045 3 0	55	8007 5000 3	33
616 011 3	57	624 1325 3 01	71	630 309 5	131	634 102 3	136	695 046 3 0	55	8007 5001 3	33
616 024 3 1	57	624 1384 0 01	77	630 310 5	131	634 103 3	136	695 647 3 01	55	8007 5004 6	120
616 026 3 1	57	624 1384 3 0	77	630 311 5	131	634 104 3	136	700 015 3	11	8710 0000 6	103
616 027 3 1	57	624 1389 3 0	67	630 312 5	131	634 201 3	136	700 015 36	11	8711 1000 61	114
616 028 3 1	57	624 155 3 0	75	630 313 5	131	634 202 3	136	700 016 3	11	8712 1000 61	114
616 667 3 1	57	624 158 3 0	75	630 401 5	131	634 203 3	136	700 016 36	11	8720 0000 6	89
616 682 3 1	57	624 159 3 0	75	630 402 5	131	634 204 3	136	700 020 3	12	8720 0000 61	89
618 020 3	52	624 190 3 0	75	630 403 5	131	634 205 3	136	700 020 36	12	8720 0101 0	92
618 040 3	52	624 40098 3	61	630 404 5	131	634 206 3	136	700 027 2	15	8720 0101 61	89
618 040 3 1	52	624 570 0 01	76	630 405 5	131	634 301 3	137	700 038 3	17	8720 0104 0	92
618 062 3	52	624 570 3 0	76	630 406 5	131	634 302 3	137	700 038 3 0	17	8720 0107 0	92
618 063 3	52	624 667 3 01	70	630 407 5	131	634 303 3	137	700 116 3	11	8720 0116 0	92
618 080 3	52	624 674 3 023	70	630 501 3	129	634 304 3	137	707 001	29	8720 0303 6	103
618 081 3	52	624 682 3 012	70	6300 500 1	129	634 305 3	137	707 002	29	8720 0702 0	93
618 100 3	52	624 691 0 0125	67	632 005 3 01	126	634 306 3	137	707 003	29	8720 0709 0	93
618 667 3	52	624 691 3 0	67	632 007 3 01	126	634 501 3	137	707 004	29	8720 0712 0	93
618 667 3 1	52	624 742 3 0	69	632 009 0 01	126	634 502 3	137	707 011	29	8720 1801 0	93
619 020 3	51	624 742-1 3 0	69	632 009 3 0	126	634 503 3	137	707 012	29	8723 0000 61	91
619 031 3	51	624 745 3 0	69	632 010 3 0	126	634 601 3	137	707 013	29	8723 0101 61	91
619 032 3	51	624 745-1 3 0	69	632 124 5	124	634 602 3	137	707 020	27	8726 0000 61	81
619 045 3	51	624 817 0 01	77	632 125 5	124	634 603 3	137	707 021	25	8728 0000 6	79
619 050 3	51	624 817 3 0	77	632 126 5	124	634 604 3	137	707 022	23	8728 0902 0	82
619 060 3	51	625 00093 3	117	632 127 5	124	634 605 3	137	707 040	23	8728 0903 0	82
619 090 3	51	625 00093 3 0	117	632 128 5	124	634 606 3	137	707 041	23	8728 0904 0	82
619 091 3	51	625 00094 3	117	632 129 5	124	636 00357 5 0	118	707 042 01	23	8728 0905 0	82
619 100 3	51	625 00094 3 0	117	632 130 5	124	636 00361 5 0	118	707 070	25	8728 0906 0	82
619 101-02	114	625 30850 0 02	117	632 131 5	124	636 004	118	707-1630	34	8728 0907 0	82
619 1071 3	51	625 30850 31	117	632 132 5	124	636 01026 5 0	118	707-1630 0	34	8728 0908 0	82
619 1128 3 1	102	625 30851 31	117	632 133 5	124	636 01101 5 0	118	707-1640	34	8728 0920 0	82
619 1389 3	51	625 30853 31	117	632 134 5	124	636 025 0 29	65	707-1640 0	34	8728 1407 0	84
624 000 3	61	625 30854 31	117	632 135 5	124	636 025-1	65	707-1660 SB	35	8730 0000 6	89
624 000 6	61	625 30855 31	117	632 136 5	124	636 025-3	47	707-1700 SB	35	8730 0000 61	89
624 004 0 01	76	625 41551 3	117	632 304 5	125	636 025-5	65	708 201 3	31	8730 0101 61	89
624 004 3 0	76	625 51332 0 01	76	632 305 5	125	636 025-6	65	708 203 3	31	8733 0000 61	91
624 006 0 01	76	625 51332 3 0	76	632 306 5	125	636 0723 3 0	97	708 205 3	31	8733 0101 61	91
624 006 3 0	76	626 031 3	53	632 307 5	125	636 0726 3 0	97	708 212 3	32	8736 0000 61	81
624 020 3 0	68	626 032 3	53	632 308 5	125	636 0733 3 0	97	708 218 3	32	8738 0000 6	79
624 030 3 0	68	626 033 3	53	632 309 5	125	636 0736 3 0	97	708 219 3	32	8738 1202 0	83
624 031 3 0	68	626 045 3	53	632 310 5	125	636 0753 3 0	97	708 220 3	32	8738 1206 0	83
624 032 3 0	68	626 050 3	53	632 311 5	125	636 0756 3 0	97	708 223 3	32	8738 1207 0	83
624 033 3 0	68	626 060 3	53	632 312 5	125	636 0763 3 0	97	708 226 3	32	8738 1208 0	83
624 036 3 0	67	626 063 3	53	632 313 5	125	636 084 3 0	47	708 226-1 3	32	8738 1209 0	83
624 045 3 01	69	626 090 3	53	632 314 5	125	636 086 3 0	47	708 230 3	32	8738 1210 0	83
624 050 3 01	69	626 091 3	53	632 40089 3	123	636 30850 3	118	708 233 3	32	8738 1211 0	83
624 060 0 011	66	626 092 3	53	632 404 5	127	636 30851 3	118	708 248 3	32	8738 1215 0	83
624 060 3 0	67	626 097 3	53	632 405 5	127	636 30855 3 2	118	708 269 3	32	8738 1223 0	83
624 060-6 3 0	67	626 100 3	53	632 406 5	127	6370 0002 0	63	712 060 3	19	8738 1514 0	84
624 063 3 0	67	626 1071 3	53	632 407 5	127	6370 0004 0	63	712 100 3	19	8750 0000 6	89
624 071 0 01	73	629 000 3	49	632 408 5	127	6370 00429 0	63	723 300	119	8750 0000 61	89
624 071 0 016	77	629 001 0	49	632 409 5	127	6370 0057 0	63	8000 0001 0 0	101	8750 0401 0	92
624 071 3 0	73	629 004 3	49	632 410 5	127	6370 0100 1	63	8000 0001 3	99	8750 0401 61	89
624 071-1 3 0	77	629 005 3	49	632 411 5	127	6370 0200 1	63	8000 0002 3	99	8750 0404 0	92
624 072 0 01	73	629 050 3 0 1	49	632 412 5	127	6370 0300 1	63	8000 0003 3	99	8750 0408 0	92
624 072 3 0	73	629 060 3 0 1	49	632 413 5	127	6370 0400 1	63	8000 0005 0 0	101	8750 0411 0	92
624 073 0 01	73	629 090 3 0 1	49	632 414 5	127	6700 0001 0	95	8000 1001 3	13	8750 041	

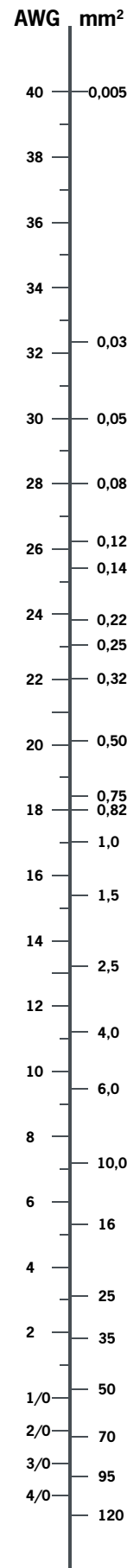
Index

8750 0813 0	93
8750 1701 0	93
8752 0000 6	79
8753 0000 61	91
8753 0401 61	91
8756 0000 61	81
8758 0000 6	79
8758 2100 0	85
8758 2101 0	85
8758 2202 0	85
8758 2204 0	85
8760 0000 6	89
8760 0000 61	89
8760 0401 61	89
8763 0000 61	91
8763 0401 61	91
8782 0009 6	87
8791 0301 01	79
8791 0303 01	79
8791 7809 01	87
95 03 160	13

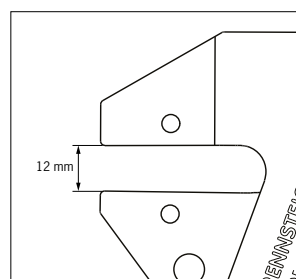
Symbols

	Length
mm	
	Weight
	Single conductor cable, solid
	Multi-conductor cable
	Fine-stranded cable
	Sector shaped cable
	Square-Crimp
	Hexagonal Crimp
	One-Indent Crimp
	Oval-Crimp
	Two-Indent Crimp
	B/F Crimp
	Trapezoid-Crimp
	Data connector Crimp
	4/8-Indent Crimp
	WM-Crimp
	UL certificate

Conversion



Crimping system - system dimensions





Rennsteig Werkzeuge GmbH

An der Koppel 1
98587 Steinbach-Hallenberg
Germany

+49 (0) 36847 / 4 41-0
info@rennsteig.com
www.rennsteig.com

Где купить:

ООО "КОМПАНИЯ ОПТУЛС"
г.Москва, ул.Бирюлёвская, д.53, корп. 2, офис 113
Tel.: +7 (495) 646-00-96
E-Mail: sale@opttools.ru
Internet: www.opttools.ru