

Quality tools for construction and industry

Assortment catalogue



RENNSTEIG – Company

RENNSTEIG takes its name from the eponymous ‘Rennsteig’, one of eastern Germany’s most beautiful hill walking routes. Our company is based in the south of Thuringia, a region with a centuries-old tradition of tool manufacturing.

The link between tools for professionals and the hiking route was forged in 1959, with Rennsteig completing all production in-house, from the idea to the final product.

Since 1991, RENNSTEIG has operated as an independent subsidiary of the prestigious KNIPEX-Werk C. Gustav Putsch KG in Wuppertal.

Our company headquarters are located in Thuringia, in the district of Schmalkalden-Meiningen. The head office and one of the company’s production facilities are located in the town of Steinbach-Hallenberg, in the districts of Viernau and Altersbach. The company was expanded in early 2024 to include a production facility in Zella-Mehlis.



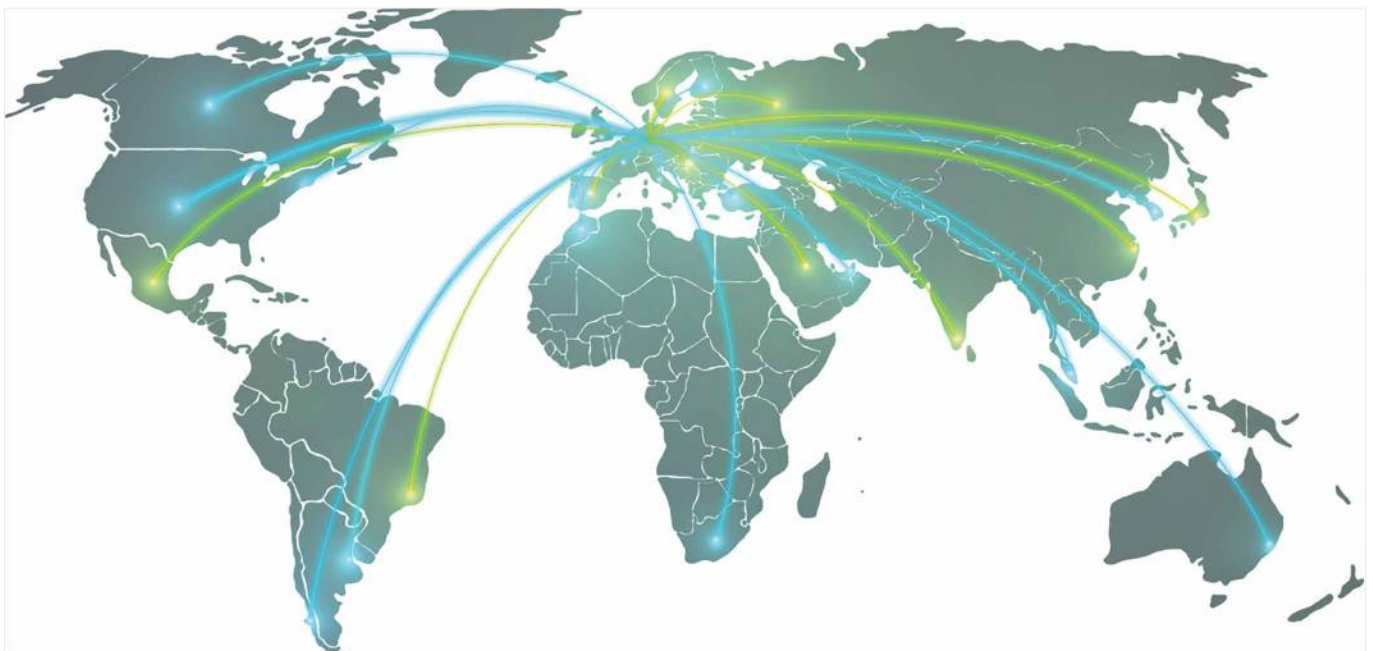
RENNSTEIG – Worldwide

Although we have deep roots in Thuringia, we also have an international focus. Thanks to our global network of dealers and close collaboration with the KNIPEX Group, we can provide local, on-site support for our international customers.

In the USA, we operate a wholly owned subsidiary, RENNSTEIG Tools, Inc., which enables us to provide rapid and reliable services to our Stateside customers. We now manufacture custom tools there too, to complement our range of hand-held tools.

We expand and optimise our broad range of branded tools on a regular basis. Our exceptional flexibility in production has also enabled us to focus on the creation of private-label goods for specific customers.

Our business partners value our ability to innovate and our technical expertise. This results in customer-specific tools produced as part of a close working partnership. Wherever in the world our goods are sold, in-depth service from RENNSTEIG experts is always at hand.




RENNSTEIG – Innovation and the future

Modern technologies and constantly evolving manufacturing methods are used to turn high-quality materials into pro-quality tools. Our growth is accompanied by constant and extensive investment activity.

Our in-house R&D Department produces a steady stream of new and improved products that are key to sustaining our continued growth and associated customer satisfaction.

A large library of patents – not restricted solely to German territory – also document our innovative strengths. This also means that bespoke tooling can be designed and built to suit a wide range of applications and can be mass-produced.

Our company has also established itself globally, as one of the world's leading tool manufacturers. With over 90% of our products manufactured in-house and very high standards of quality, we are proud to carry the „Made in Germany“ label.



People at RENNSTEIG

We currently employ over 400 people, who use their ingenuity, passion and attention to detail to deliver professional and innovative results for clients in the industries we serve.

Always a good connection – not just with our business partners and employees, but also thanks to the support we offer communities in regards to culture and the environment, as well as youth work in the areas of education and sport.

In our Junior Enterprise Workshop, we give children the opportunity to gain practical insights into technical professions while they are still at school. Here, boys and girls can test out their manual skills and make more informed decisions about their future careers.

In our “RENNSTEIG Forge of Heroes” training workshop, instructors train up our budding professionals in a variety of dual vocational training programmes. We are happy to take on these young professionals on completion of their training and to support them in their future careers, depending on their aptitude and interest.

We also foster and encourage our employees' productivity and team spirit by regular workplace modernisation programmes, a broad-based portfolio of further training and development courses, a company health management system and various team events. In this way, we are laying the groundwork for sustainable and successful company growth and development within Germany.





Contents

Striking tools	8
Chisels	32
Tool sets	56
Shank chisels	62
Wrecking Bars, Cowbars	78
Assembly / Disassembly tools	86
Scrapers	96
Punching tools	106
Pipe cutters and Notching pliers	114
Pipe Wrenches	130
Circlip Pliers	138
Sales aids	144
Index Article Number	150

It is not permissible to copy the catalogue or parts of it in any way without our approval.
Subject to change without notice. No liability is assumed for misprints or errors.





64 A REINASTERS 252004 Made in Germany 85



Striking tools

Striking tools

Precise centre-punching
with adjustable striking force



Art. No. 430 231 / 430 230 / 430 229



2-components-handguard



Adjustable striking force



Replaceable, hardened pin

Automatic Centre Punch

- For preparing and precisely marking a drill point to prevent the drill tip from drifting
- Triggered automatically by a special spring mechanism
- Versatile tool even in confined spaces, since no hammering is required
- Available in 3 different sizes, with a striking force that is adjustable from 20 to 250 N
- Version with 2-component grips or knurled gripping surface
- Made of special tool steel, galvanised surface
- Supplied with Euro slot hanger for presentation on self-service displays




YouTube



Art. No. 430 230



Art. No. 430 130



The punch's striking force increases with its size. We therefore recommend to select the size according to the given application for dot marking on steel, NF metals and plastics until robust marking of tool and structural steel.

Art. No.	EAN 4049002	Handguard	Shank Ø mm	Tip Ø mm	Adjustable stri- king force N min	Adjustable stri- king force N max	↔ mm	⚖ g	📦
Automatic Centre Punches									
430 129	024122		11	3.5	20	50	95	45	1
430 229	096914	•	11	3.5	20	50	95	65	1
430 130	002380		14	4	60	130	125	78	1
430 230	096921	•	14	4	60	130	125	97	1
430 131	024146		17	6	180	250	130	127	1
430 231	096938	•	17	6	180	250	130	155	1
Spare tips									
439 129	024139			3.5			35	4	1
439 130	013034			4			46	5	1
439 131	024153			6			54	12	1

Striking tools

Precise, offset-free punching
through precise centering



Art. No. 430 142 / 430 141 / 430 140



Knurled screw to widen the centring sleeve



Replaceable, hardened pin



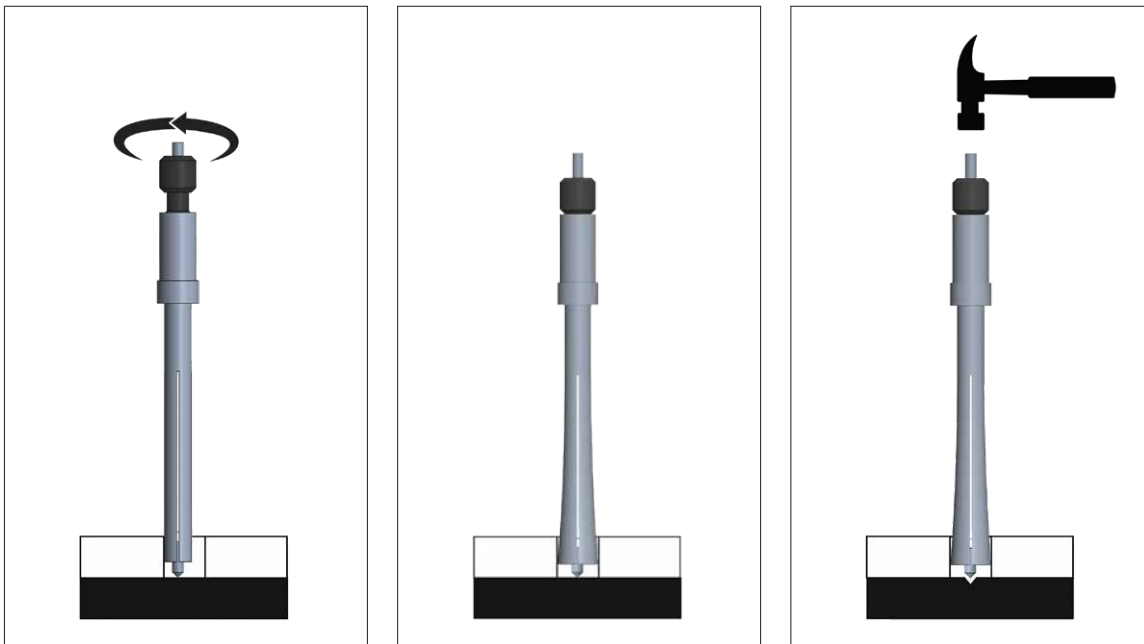
Adjusts to fit hole diameter

Adjustable Centering Punch

- For precise transfer of bore holes to other workpieces
- Working principle ensures precise, offset-free and absolutely centred punching on workpieces
- Uniform alignment of the slotted centring sleeve on the sample workpiece or in a drilling template via a knurled screw
- Specially hardened and tempered, continuous centre punch pins - can be reground repeatedly
- Replacement pins available for worn punch tips
- Made of special tool steel



Art. No. 430 141



1. Insert centring punch of appropriate size into bore hole, turn the knurled screw

2. Expand the centre punch until the centring sleeve fits the bore hole

3. Hit the centering punch with a hammer - indentation for drill guide is set exactly centered

Info

Transferring bore holes to other workpieces with precision is a complicated step. Centring punches with a simple working principle provide the best way of carrying out this task professionally.

Art. No.	EAN 4049002	for bore hole Ø mm (min)	for bore hole Ø mm (max)	↔ mm	⚖ g	📦
Adjustable Centering Punch						
430 140	023859	6	8	96	26	1
430 141	023866	8	11	105	43	1
430 142	023873	11	16	115	79	1
Spare tips						
430 140 00	029066	6	8	96	5	1
430 141 00	029073	8	11	105	7	1
430 142 00	029080	11	16	115	8	1

Striking tools

Set of adjustable centering punches

- For precise transfer of bore holes to other workpieces
- Working principle ensures precise, offset-free and absolutely centred punching on workpieces
- Uniform alignment of the slotted centring sleeve on the sample workpiece or in a drilling template via a knurled screw
- Specially hardened and tempered, continuous centre punch pins - can be reground repeatedly
- Replacement pins available for worn punch tips
- Made of special tool steel
- Complete set of centring punches in 3 sizes
- For bore hole diameters from 6 - 16 mm
- Packed in practical moulded foam



Art. No. 430 143

Art. No.	EAN 4049002	Finish	Color	↔ mm	⚖ g	📦
430 143	023880	Adjustable Centering Punches, 3 piece set, in clear plastic case			151	1

Centre Punch with hard metal tip

- For materials with a maximum hardness of 68 HRC
- For precise marking of a drill point and for guiding the drill tip to prevent it from drifting
- Made of high-alloy tool steel
- Hardened throughout for maximum transmission of striking force
- Special safety impact head prevents material splintering and deformation
- Polished working tip with soldered, precisely ground carbide tip
- Golden dip-coated



Art. No. 434 131 0

Art. No.	EAN 4049002	Tip Ø mm	⬡ mm	Color	↔ mm	⚖ g	📦
430 121 0	024245	3	10	gold	120	66	10
434 131 0	024252	4	14	gold	130	139	10

Centre Punch

- For precise marking of a drill point and for guiding the drill tip to prevent it from drifting
- For materials with a maximum hardness of 52 HRC
- Made of high-alloy tool steel
- Hardened throughout for maximum transmission of striking force
- Special safety impact head prevents material splintering and deformation
- Tip ground and polished
- Meets or exceeds requirements from current (e.g. DIN) standards
- All metal parts are GS-approved
- Golden dip-coated
- Versions with 2-component handguard are marked accordingly in the overview



Art. No. 431 120 0



Art. No. 430 122 0



Art. No.	EAN 4049002	Handguard	Tip Ø mm	mm	Color	↔ mm	⚖ g	📦
Centre Punch								
430 100 0	002366		3	8	gold	100	35	10
430 120 0	002373		4	10	gold	120	65	10
430 122 0	027550	●	4	10	gold	120	81	5
431 120 0	002397		5	10	gold	120	66	10
431 152 0	027567	●	5	10	gold	150	99	5
432 120 0	002403		5	12	gold	120	94	10
433 150 0	002410		5	12	gold	150	118	10
434 150 0	013072		6	14	gold	150	161	10
435 150 0	013089		6	16	gold	150	206	10
Centre Punches with Euro Holder								
430 100 0 SB	012365		3	8	gold	100	45	10
430 120 0 SB	012372		4	10	gold	120	75	10
431 120 0 SB	012396		5	10	gold	120	77	10
432 120 0 SB	012402		5	12	gold	120	104	10
433 150 0 SB	012419		5	12	gold	150	128	10
434 150 0 SB	024061		6	14	gold	150	172	10
435 150 0 SB	023316		6	16	gold	150	216	10

Striking tools

Safe disassembly
with top precision



Art. No. 425 530 6 RC



All edges of the pin punch are rounded



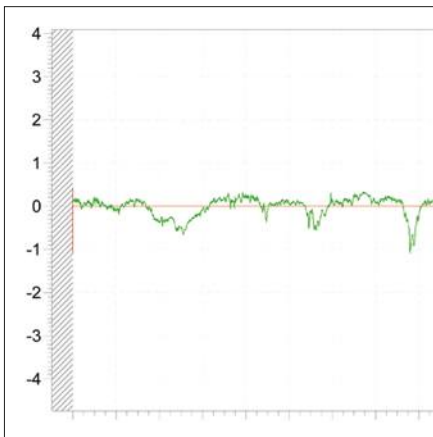
High-polished finish



Quality under the surface: tempered safety striking head

High-quality surface of RENNSTEIG pin punches

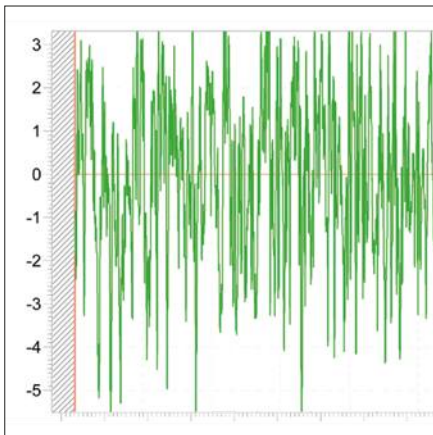
- Ground and polished surface finish
- Much less surface roughness than competitors (see roughness profiles)
- Advantages of this surface treatment:
 - Parallel pin punch is less prone to corrosion
 - Less likely to pinch during use
 - Higher bending resilience (longer service life and higher elasticity)
 - Any surface nicks from forging are ground out, thus practically eliminating fracture points
 - Rounded edges
 - Splitting and burring at the tip are almost entirely eliminated
 - Reduced risk of injury to the user
 - No damage to the workpiece




RENNSTEIG parallel pin punch Ra: 0.15 μm , Rz: 0.92 μm



RENNSTEIG quality up close



Comparable competitor pin punch Ra : 1,53 μm , Rz : 11,13 μm



Comparable competitor up close

Info

Ra Mean roughness value, the arithmetic mean of all roughness profile values
 Rz Individual roughness depth, the arithmetic mean of individual roughness depth of consecutive measurement samples. The individual roughness depths are the sum of the height of the highest profile peak and deepest profile valley within a measurement sample.

Striking tools

“Exclusive” parallel pin punch

- For driving out or removing bolts, rivets, cotter pins or other fasteners from through-holes
- Alternatively for accurately countersinking the above-mentioned fasteners into the workpiece surface
- Premium tool steel, hardened and tempered throughout, hardness ≥ 58 HRC
- Special safety impact head prevents material splintering and deformation
- Highly polished using an optimised process - no chrome is needed
- Hardened throughout for optimum transmission of force
- Powder-coated in red or multi-coloured for visual size identification
- Rounded edges prevent damage to the workpiece
- Meets or exceeds requirements from current (e.g. DIN) standards
- All metal parts are GS-approved




YouTube



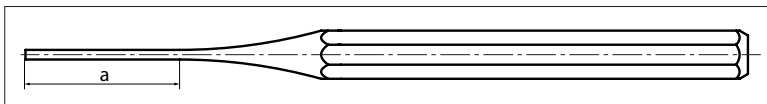
Art. No. 452 005 6



Art. No. 452 105 6



Laser marking pin punches



Art. No.	EAN 4049002	Handguard	Tip Ø mm	Working length a mm	mm	Color	mm	g	
„Exclusive“ pin punches									
452 002 6	086793		2	32	10	red	150	62	10
452 003 6	086809		3	42	10	red	150	59	10
452 004 6	086816		4	45	10	red	150	62	10
452 005 6	086823		5	46	10	red	150	65	10
452 006 6	086830		6	48	10	red	150	69	10
452 008 6	086847		8	48	12	red	150	106	10
452 010 6	086854		10	53	12	red	150	119	10
„Exclusive“ pin punches with handguard									
452 102 6	091469	●	2	32	10	red	150	83	5
452 103 6	091476	●	3	42	10	red	150	83	5
452 104 6	091483	●	4	45	10	red	150	83	5
452 105 6	091490	●	5	46	10	red	150	83	5
452 106 6	091506	●	6	48	10	red	150	86	5
Exclusive pin punches, multicoloured									
452 003 6 RC	049224		3	42	10	yellow	150	59	10
452 004 6 RC	049262		4	45	10	orange	150	62	10
452 005 6 RC	049309		5	46	10	red	150	65	10
452 006 6 RC	049491		6	48	10	green	150	69	10
452 008 6 RC	049507		8	48	12	light blue	150	106	10
452 010 6 RC	049606		10	53	12	dark blue	150	119	10

Parallel Pin Punches

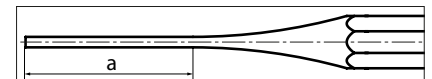
- For driving out or removing bolts, rivets, cotter pins or other fasteners from through-holes
- Alternatively for accurately countersinking the above-mentioned fasteners into the workpiece surface
- High alloy tool steel, hardened and tempered throughout
- Special safety impact head prevents material splintering and deformation
- Polished using an optimised process - no chrome is needed
- Hardened throughout for optimum transmission of force
- Golden dip-coated
- Rounded edges prevent damage to the workpiece
- Meets or exceeds requirements from current (e.g. DIN) standards
- All metal parts are GS-approved



Art. No. 450 005 0








Art. No. 450 105 0



Art. No.	EAN 4049002	Handguard	Tip Ø mm	Working length a mm	mm	Color	↔ mm	⚖ g	📦
Parallel Pin Punches									
450 002 0	002786		2	32	10	gold	150	62	10
450 025 0	002793		2.5	33	10	gold	150	63	10
450 003 0	002809		3	42	10	gold	150	59	10
450 035 0	002816		3.5	43	10	gold	150	59	10
450 004 0	002823		4	45	10	gold	150	62	10
450 045 0	002830		4.5	45	10	gold	150	62	10
450 005 0	002847		5	46	10	gold	150	65	10
450 006 0	002854		6	48	10	gold	150	69	10
450 007 0	002861		7	46	12	gold	150	99	10
450 008 0	002878		8	48	12	gold	150	106	10
450 009 0	014796		9	51	12	gold	150	110	10
450 010 0	002885		10	53	12	gold	150	119	10
451 010 0	021046		10	50	14	gold	150	147	10
451 012 0	021053		12	57	14	gold	150	164	10
451 014 0	021060		14	57	16	gold	150	217	10
451 104 0	008283		4	70	10	gold	175	65	10
451 105 0	008290		5	73	10	gold	175	69	10
451 106 0	008306		6	75	10	gold	175	74	10
451 108 0	017377		8	75	12	gold	175	115	10
451 110 0	017384		10	82	12	gold	175	133	10
Pin punches with handguard									
450 102 0	027635	●	2	32	10	gold	150	79	5
450 103 0	027642	●	3	42	10	gold	150	76	5
450 104 0	027659	●	4	45	10	gold	150	79	5
450 105 0	027666	●	5	46	10	gold	150	83	5
450 106 0	027673	●	6	48	10	gold	150	86	5
450 108 09	027680	●	8	53	10	gold	150	97	5









Parallel Pin Punches



Art. No.	EAN 4049002	Handguard	Tip Ø mm	Working length a mm	 mm	Color	 mm	 g	
Pin punches with Euro Holder									
450 002 0 SB	012785		2	32	10	gold	150	73	5
450 025 0 SB	012792		2.5	33	10	gold	150	73	10
450 003 0 SB	012808		3	42	10	gold	150	69	5
450 035 0 SB	012815		3.5	43	10	gold	150	59	10
450 004 0 SB	012822		4	45	10	gold	150	72	5
450 045 0 SB	012839		4.5	45	10	gold	150	72	10
450 005 0 SB	012846		5	46	10	gold	150	75	5
450 006 0 SB	012853		6	48	10	gold	150	79	5
450 007 0 SB	012860		7	46	12	gold	150	110	5
450 008 0 SB	012877		8	48	12	gold	150	106	5
450 009 0 SB	021800		9	51	12	gold	150	121	10
450 010 0 SB	012884		10	53	12	gold	150	129	5
451 104 0 SB	018510		4	70	10	gold	175	65	10
451 105 0 SB	018527		5	73	10	gold	175	69	10
451 106 0 SB	019104		6	75	10	gold	175	74	10
451 108 0 SB	025259		8	75	12	gold	175	117	10
451 110 0 SB	025266		10	82	12	gold	175	125	10

Sets of Parallel Pin Punches

- Sets without handguard, 6-piece, each with \varnothing 3 mm/4 mm/5 mm/6 mm/8 mm/10 mm
- Available in plastic stand or metal case
- Sets of punches with handguard includes 5 pieces: dia. 2 mm/3 mm/4 mm/5 mm/6 mm, only in plastic case
- "Exclusive" pin punches powder coated in different colours, as standard pin punches gold dip coated
- Meets or exceeds requirements from current (e.g. DIN) standards

Art. No.	EAN 4049002	Illustration	Finish	Color	↔ mm	⚖ g	📦
425 502 6	091537		"Exclusive" pin punch set with handguard , in plastic case, 5-piece	red		570	1
425 152 0	028960		Pin punch set with handguard , in plastic case, 5-piece	gold		568	1
425 530 6 RC	086762		"Exclusive" pin punch set, in metal case, 6-piece	multicoloured		740	1
425 530 6	086755		"Exclusive" pin punch set, in metal case, 6-piece	red		740	1
425 160 0	002243		Pin punch set, in metal case, 6-piece	gold		740	1
425 560 6 RC	086786		"Exclusive" pin punch set, in plastic stand, 6-piece	multicoloured		520	1
425 560 6	086779		"Exclusive" pin punch set, in plastic stand, 6-piece	red		520	1
425 170 0	002250		Pin punch set, in plastic stand, 6-piece	gold		520	1

Striking tools

Parallel Pin Punches with guide sleeve

- Made of high-alloy tool steel
- Guide sleeve zinc-chromated and knurled
- Hardened punch pin
- Parallel pin punches \varnothing 0.9 to 3.9 mm with loose guide sleeve
- Parallel pin punch \varnothing 5.9 mm with fixed sleeve



Art. No. 457 039 5



Art. No. 457 059 5



Sliding sleeve

Art. No.	EAN 4049002	Tip \varnothing mm	\varnothing mm		g	
457 009 5	022692	0.9	6		11	10
457 014 5	022708	1.4	6		11	10
457 018 5	022715	1.8	6		11	10
457 024 5	022722	2.4	8		23	10
457 028 5	022739	2.8	8		24	10
457 034 5	022746	3.4	8		25	10
457 039 5	022753	3.9	8		26	10
457 059 5	022777	5.9	8		61	10



Art. No. 457 100 5



Art. No. 457 102 5

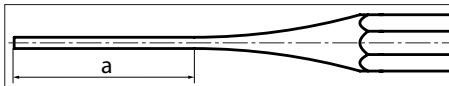
Art. No.	EAN 4049002	Finish	Color	\leftrightarrow mm	g	
457 100 5	022784	Set of Parallel Pin Punches with guide sleeve, in metal case, 8-piece			375	1
457 102 5	024573	Set of Parallel Pin Punches with guide sleeve, in plastic stand, 8-piece			201	1

Parallel Pin Punches XXL

- For driving out or removing bolts, rivets, cotter pins or other fasteners from through-holes
- Alternatively for accurately countersinking the above-mentioned fasteners into the workpiece surface
- High-alloy tool steel, hardened throughout for optimum transmission of force
- Special safety impact head prevents material splintering and deformation
- Golden dip-coated
- With ergonomic 2-component handguard
- Meets or exceeds requirements from current (e.g. DIN) standards
- All metal parts are GS-approved



Art. No. 451 312 0



Art. No.	EAN 4049002	Handguard	Tip Ø mm	Working length a mm	mm	Color	mm	g	
451 308 0	031243	•	8	86	14	gold	225	257	5
451 310 0	031250	•	10	105	14	gold	240	296	5
451 312 0	031267	•	12	130	14	gold	260	342	5
451 314 0	031274	•	14	140	18	gold	275	491	5
451 316 0	031281	•	16	160	18	gold	290	572	5



Art. No. 425 154 0

Art. No.	EAN 4049002	Finish	Color	mm	g	
425 153 0	031052	Set of Parallel Pin Punches XXL, in cardboard box, 5-piece			2,055	1
425 154 0	091544	Set of Parallel Pin Punches XXL, in plastic case, 5-piece			2,520	1

Striking tools

Taper Punches

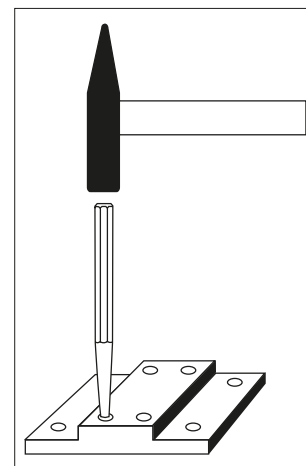
- Made of high-alloy tool steel
- Hardened throughout for maximum transmission of striking force
- Special safety impact head prevents material splintering and deformation
- Polished surface finish
- Rounded edges
- Golden dip-coated
- Meets or exceeds requirements from current (e.g. DIN) standards
- All metal parts are GS-approved







Art. No. 440 003 0







Art. No. 440 103 0



Art. No.	EAN 4049002	Handguard	Tip Ø mm	 mm	 mm	 g	
Type B per DIN 6458							
440 001 0	002427		1	10	120	62	10
440 002 0	002434		2	10	120	62	10
440 003 0	002441		3	10	120	64	10
440 004 0	002458		4	10	120	66	10
440 005 0	002465		5	10	120	68	10
440 006 0	002472		6	10	120	68	10
440 008 0	010798		8	10	120	72	10
Type B with handguard							
440 102 0	027574	●	2	10	120	79	5
440 103 0	027581	●	3	10	120	81	5
440 104 0	027598	●	4	10	120	82	5
440 105 0	027604	●	5	10	120	83	5
440 106 0	027611	●	6	10	120	86	5
440 108 0	027628	●	8	10	120	88	5
Type B with Euro Holder							
440 001 0 SB	012426		1	10	120	72	10
440 002 0 SB	012433		2	10	120	73	10
440 003 0 SB	012440		3	10	120	74	10
440 004 0 SB	012457		4	10	120	76	10
440 005 0 SB	012464		5	10	120	77	10
440 006 0 SB	012471		6	10	120	79	10




Taper Punches

Art. No.	EAN 4049002	Handguard	Tip Ø mm	 mm	 mm	 g	
Type D per DIN 6458							
441 001 0	002489		1	12	120	80	10
441 002 0	002496		2	12	120	90	10
441 003 0	002502		3	12	120	90	10
441 004 0	002519		4	12	120	92	10
441 005 0	002526		5	12	120	96	10
441 006 0	002533		6	12	120	98	10
441 007 0	002540		7	12	120	98	10
441 008 0	002557		8	12	120	102	10
441 009 0	002564		9	12	120	102	10
441 010 0	002571		10	12	120	108	10
443 009 0	002588		9	12	150	123	10
443 010 0	002595		10	12	150	132	10
Type D with Euro Holder							
441 001 0 SB	012488		1	12	120	80	10
441 002 0 SB	012495		2	12	120	90	10
441 003 0 SB	012501		3	12	120	101	10
441 004 0 SB	012518		4	12	120	103	10
441 005 0 SB	012525		5	12	120	106	10
441 006 0 SB	012532		6	12	120	98	10
441 007 0 SB	012549		7	12	120	108	10
441 008 0 SB	012556		8	12	120	102	10
441 009 0 SB	012563		9	12	120	102	10
441 010 0 SB	012570		10	12	120	108	10
443 009 0 SB	012587		9	12	150	125	10
443 010 0 SB	012594		10	12	150	142	10
Other versions							
444 103 0	021008		12	14	150	180	10
444 108 0	021015		10	16	150	219	10
444 109 0	026423		12	16	150	230	10
444 110 0	021022		14	16	150	235	10
444 112 0	021039		12	16	175	266	10

Striking tools

Sets of Taper Punches

- Taper punch sets equipped with \varnothing 1 mm/2 mm/3 mm/4 mm/5 mm and centre punch \varnothing 4 mm
- Available in plastic stand or metal case
- Taper punch set with handguard equipped with \varnothing 2 mm/3 mm/4 mm/5 mm/6 mm
- Meets or exceeds requirements from current (e.g. DIN) standards
- All metal parts are GS-approved

Art. No.	EAN 4049002	Illustration	Finish	Color	↔ mm	⚖ g	📦
424 120 0	002205		Taper Punch Set, in plastic stand	gold		459	1
424 130 0	002212		Taper Punch Set, in metal case	gold		657	1
424 142 0	029042		Taper Punch Set with handguard , in plastic case	gold		577	1

Impact Nail Set

- Knocks impact nails for conduit fixing clips or bands directly into concrete (without pre-drilling)
- Made of high-alloy tool steel
- Hardened throughout for maximum transmission of striking force
- Special safety impact head prevents material splintering and deformation
- Versions with and without fixation of the nails
- With tool 455 170 5, the nails are held in place by a special spring
- Tool 455 170-1 5 has a very large handguard
- Tool 445 136 5 has an integrated slot for removing chips or passing through fastening loops



Art. No. 455 170 5



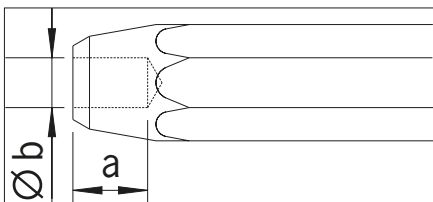
Art. No. 445 135 5



Art. No. 445 136 5



Art. No. 455 170-1 5



Art. No.	EAN 4049002	Handguard	Hole depth a mm	Hole dia. Ø b mm	mm	mm	g	
445 135 5	029004		9	6	14	135	165	10
445 136 5	029011		12	6	14	135	156	10
455 170 5	025303	•	13	4.3	18	170	400	5
455 170-1 5	045431	•	13	4.3	18	170	440	20
455 171 5	121036	•	13	6.3	18	170	400	5

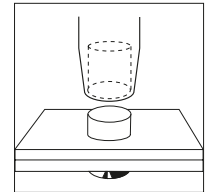
Striking tools

Rivet Setters

- Suitable for rivets according to DIN 660/661/662/674
- Made of high-alloy tool steel
- Hardened throughout for maximum transmission of striking force
- Special safety impact head prevents material splintering and deformation
- Golden dip-coated
- Meets or exceeds requirements from current (e.g. DIN) standards
- All tools are GS-approved



Art. No. 445 004 0



Art. No.	EAN 4049002	Rivet Ø mm	Hole dia. (mm) mm	mm	↔ mm	g	
445 002 0	002601	2	2.5	10	100	60	10
445 003 0	002618	3	3.5	10	100	60	10
445 004 0	002625	4	4.5	12	100	86	10
445 005 0	002632	5	6	12	110	96	10
445 006 0	002649	6	7	14	110	129	10
445 007 0	002656	7	8	14	120	139	10
445 008 0	002663	8	9	16	120	188	10
445 009 0	002670	9	10	16	120	167	10
445 010 0	002687	10	11	18	120	240	5

Set of Rivet Setters

- 5-piece rivet setter set in plastic stand, for rivet dia. 2 mm/3 mm/4 mm/5 mm/6 mm



Art. No. 445 100 0

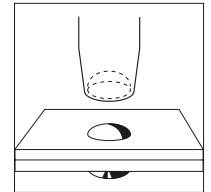
Art. No.	EAN 4049002	Finish	g	
445 100 0	015601	Set of Rivet Setters, in plastic stand, 5-piece	485	1





Rivet Headers

- Suitable for rivets according to DIN 660
- Made of high-alloy tool steel
- Hardened throughout for maximum transmission of striking force
- Special safety impact head prevents material splintering and deformation
- Golden dip-coated
- Meets or exceeds requirements from current (e.g. DIN) standards
- All tools are GS-approved



Art. No. 446 004 0





Art. No.	EAN 4049002	Rivet Ø mm	Head-Ø mm	 mm	 mm	 g	
446 002 0	002694	2	3.5	10	100	61	10
446 003 0	002700	3	5.2	10	100	61	10
446 004 0	002717	4	7	12	100	88	10
446 005 0	002724	5	8.8	14	110	134	10
446 006 0	002731	6	10.5	16	110	174	10
446 007 0	002748	7	13	20	120	288	3
446 008 0	002755	8	14	20	120	300	3
446 009 0	002762	9	14.5	20	120	298	3
446 010 0	002779	10	15	20	120	296	3

Set of rivet headers

- 5-piece rivet header set in plastic stand, for rivet dia. 2 mm/3 mm/4 mm/5 mm/6 mm



Art. No. 446 100 0

Art. No.	EAN 4049002	Finish	 g	
446 100 0	015618	Set of rivet headers, in plastic stand, 5-piece	579	1

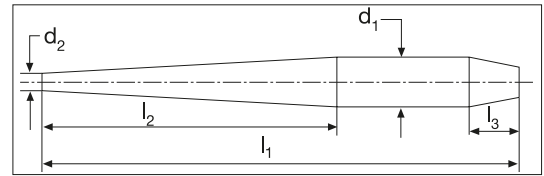
Striking tools

Taper Punches, Plugs

- For assembly and alignment work in steel and bridge construction
- Special tool steel, hardened, polished
- Cone ground
- Special safety impact head prevents material splintering and deformation



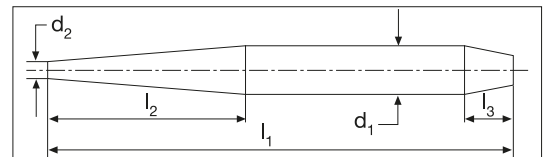
Art. No. 448 004 0



Art. No.	EAN 4049002	d ₂ mm	d ₁ mm	l ₂ mm	l ₁ mm	l ₃ mm	g	
Assembly taper punches								
448 001 0	008061	5	12	110	180	12	109	10
448 002 0	008078	6	13	120	200	13	148	10
448 003 0	008085	8	16	130	200	16	220	10
448 004 0	008092	9	20	130	200	20	330	10
448 005 0	008108	10	22	140	230	22	478	10
448 006 0	008115	11	24	155	250	24	568	10
448 007 0	017346	12	27	170	280	27	874	5
448 008 0	008139	14	30	190	315	30	1,230	5
448 009 0	008146	15	32	200	340	32	1,540	5
448 010 0	008153	16	35	220	380	35	2,050	5



Art. No. 448 038 0



Art. No.	EAN 4049002	d ₂ mm	d ₁ mm	l ₂ mm	l ₁ mm	l ₃ mm	g	
Assembly plugs								
448 031 0	008160	5	11	50	120	15	67	10
448 032 0	008177	5	13	50	120	15	93	10
448 033 0	008184	6	15	60	150	15	160	10
448 034 0	008191	7	17	60	170	20	239	10
448 035 0	008207	7	19	60	170	20	299	10
448 036 0	008214	8	21	70	190	20	406	10
448 037 0	008221	9	23	70	190	20	474	5
448 038 0	008238	10	25	80	200	25	597	5
448 039 0	008245	12	28	80	210	25	803	5
448 040 0	008252	12	30	90	230	30	991	5
448 041 0	008269	13	35	100	250	35	1,430	5
448 042 0	008276	14	35	110	270	40	1,556	5

Info

When working with taper punches and plugs, it is imperative to wear safety goggles. NEVER strike the edge of the tool, only the head!

Handguard






- Suitable for all striking tools with octagonal cross-section from 10 - 18 mm
- Ergonomically shaped two-component grip



Art. No. 395 120



Art. No. 395 122

Art. No.	EAN 4049002	 mm	 mm	 mm	 g	
Two-component handguard						
395 120	028922	10		75	14	1
395 121	031335	14		95	63	1
395 122	031342	18		95	51	1





Chisels

Chisels

The right chisel
for any application



Conical edge prevents binding, polished blade, ground edge, polished or painted finish



Quality painted finish with laser marking



Quality under the surface: tempered safety striking head

Masonry Chisels, flat-oval

- Mainly used in the construction industry
- Profile material: flat-oval
- Made of high-alloy tool steel
- Hardened throughout for maximum conveyance of the striking force, allows repeated regrinding of the working tip
- Special safety impact head prevents material splintering and deformation
- Gold dip-coated up to a length of 500 mm
- Longer lengths red powder-coated
- Meets or exceeds requirements from current (e.g. DIN) standards
- All tools are GS-approved








Art. No. 341 300 0



Art. No. 340 300 0








Art. No. 340 600 2

Art. No.	EAN 4049002	Handguard	Finish	 mm	 mm	 mm	 g	
Masonry Chisels, flat-oval								
340 200 0	001178		polished	26	20x12	200	302	10
340 200 1	001185		painted	26	20x12	200	302	10
340 250 0	001192		polished	26	20x12	250	380	10
340 250 1	001208		painted	26	20x12	250	380	10
340 300 0	001215		polished	29	23x13	300	580	5
341 300 0	001239	•	polished	29	23x13	300	708	10
340 300 1	001222		painted	29	23x13	300	580	5
341 300 1	001246	•	painted	29	23x13	300	708	10
340 350 0	001253		polished	29	23x13	350	700	5
341 350 0	001277	•	polished	29	23x13	350	807	10
340 350 1	001260		painted	29	23x13	350	700	5
341 350 1	001284	•	painted	29	23x13	350	807	10
340 400 0	001291		polished	29	23x13	400	800	5
340 400 1	001307		painted	29	23x13	400	800	5
340 500 0	001314		polished	32	26x13	500	1,160	5
340 500 1	001321		painted	32	26x13	500	1,160	5
340 600 2	007958		powder coated	32	26x13	600	1,380	5

Chisels

Masonry Chisels, flat-oval



Art. No.	EAN 4049002	Handguard	Finish	 mm	 mm	 mm	 g	
Masonry Chisels, flat oval, with Euro Holder								
340 200 0 SB	011177		polished	26	20x12	200	320	10
340 200 1 SB	011184		painted	26	20x12	200	320	10
340 250 0 SB	011191		polished	26	20x12	250	400	10
340 250 1 SB	011207		painted	26	20x12	250	400	10
340 300 0 SB	011214		polished	29	23x13	300	598	5
340 300 1 SB	011221		painted	29	23x13	300	598	5
340 350 0 SB	011252		polished	29	23x13	350	700	5
340 350 1 SB	011269		painted	29	23x13	350	699	5
340 400 0 SB	011290		polished	29	23x13	400	818	5
340 400 1 SB	011306		painted	29	23x13	400	818	5
340 500 0 SB	011313		polished	32	26x13	500	1,165	5
340 500 1 SB	011320		painted	32	26x13	500	1,165	5

Masonry Chisels, octagonal

- Mainly used in the construction industry
- Made of high-alloy tool steel
- Profile material: Octagonal shank
- Hardened throughout for maximum conveyance of the striking force, allows repeated regrinding of the working tip
- Special safety impact head prevents material splintering and deformation
- Gold dip-coated up to a length of 500 mm
- Longer lengths red powder-coated
- Meets or exceeds requirements from current (e.g. DIN) standards
- All tools are GS-approved








Art. No. 351 300 0



Art. No. 350 300 0









Art. No. 350 600 2

Art. No.	EAN 4049002	Handguard	Finish	 mm	 mm	 mm	 g	
Masonry Chisels, octagonal								
350 200 0	001338		polished	23	16	200	302	10
350 200 1	001352		painted	23	16	200	302	10
350 250 0	001369		polished	23	16	250	392	10
351 250 0	001383	•	polished	23	16	250	531	10
350 250 1	001376		painted	23	16	250	392	10
351 250 1	001390	•	painted	23	16	250	531	10
350 300 09	024719		polished	23	16	300	466	5
350 300 19	024092		painted	23	16	300	460	5
350 300 0	001406		polished	26	18	300	596	5
351 300 0	001420	•	polished	26	18	300	720	10
350 300 1	001413		painted	26	18	300	596	5
351 300 1	001437	•	painted	26	18	300	720	10
350 350 0	001444		polished	26	18	350	696	5
351 350 0	001468	•	polished	26	18	350	827	10
350 350 1	001451		painted	26	18	350	696	5
351 350 1	001475	•	painted	26	18	350	827	10

Chisels

Masonry Chisels, octagonal



Art. No.	EAN 4049002	Handguard	Finish	 mm	 mm	 mm	 g		
Masonry Chisels, octagonal									
350 400 0	001482		polished	30	20	400	1,000	5	
350 400 09	024726		polished	26	18	400	789	5	
350 400 1	001499		painted	30	20	400	1,000	5	
350 400 19	022425		painted	26	18	400	814	5	
350 500 0	001505		polished	30	20	500	1,260	5	
350 500 1	001512		painted	30	20	500	1,260	5	
350 600 2	007965		powder coated	30	20	600	1,450	5	
350 800 2	007972		powder coated	30	20	800	2,170	2	
352 1000 2	007989		powder coated	34	22	1,000	3,200	2	
Masonry Chisels, octagonal, with Euro Holder									
350 200 0 SB	011337		polished	23	16	200	316	10	
350 200 1 SB	011351		painted	23	16	200	316	10	
350 250 0 SB	011368		polished	23	16	250	399	10	
350 250 1 SB	011375		painted	23	16	250	399	10	
350 300 0 SB	011405		polished	26	18	300	599	5	
350 300 09 SB	016363		polished	23	16	300	466	5	
350 300 1 SB	011412		painted	26	18	300	599	5	
350 350 1 SB	011450		painted	26	18	350	696	5	
350 400 0 SB	011481		polished	30	20	400	1,000	5	
350 400 1 SB	011498		painted	30	20	400	1,000	5	
350 500 1 SB	011511		painted	30	20	500	1,250	5	

Jointing Chisel

- Mainly used in the construction industry
- Made of high-alloy tool steel
- Hardened throughout for maximum conveyance of the striking force, allows repeated regrinding of the working tip
- Special safety impact head prevents material splintering and deformation
- Golden dip-coated
- Meets or exceeds requirements from current (e.g. DIN) standards
- All tools are GS-approved








Art. No. 386 050 0



Art. No. 385 060 0



Art. No.	EAN 4049002	Handguard	Finish	 mm	 mm	 mm	 g	
Jointing Chisel								
385 050 0	001925		polished	50	23x13	250	472	5
385 050 1	001932		painted	50	23x13	250	472	5
386 050 1	028489	•	painted	50	23x13	250	612	10
385 060 0	001949		polished	60	26x13	250	545	5
385 060 1	001956		painted	60	26x13	250	545	5
386 060 1	016370	•	painted	60	26x13	250	667	10
385 070 0	001963		polished	70	26x13	250	577	5
385 070 1	001970		painted	70	26x13	250	577	5
386 070 1	015595	•	painted	70	26x13	250	697	10
385 080 1	022340		painted	80	26x13	250	607	5
386 080 1	026737	•	painted	80	26x13	250	734	10
Jointing Chisel with Euro Holder								
385 050 0 SB	011924		polished	50	23x13	250	479	5
385 050 1 SB	011931		painted	50	23x13	250	479	5
385 060 1 SB	011955		painted	60	26x13	250	560	5
385 070 0 SB	011962		polished	70	26x13	250	588	5
385 070 1 SB	011979		painted	70	26x13	250	588	5
385 080 1 SB	025112		painted	80	26x13	250	623	5

Chisels

Pointed Chisels

- Mainly used in the construction industry
- Made of high-alloy tool steel
- Hardened throughout for maximum conveyance of the striking force, allows repeated regrinding of the working tip
- Special safety impact head prevents material splintering and deformation
- Gold dip-coated up to a length of 500 mm
- Longer lengths red powder-coated
- Meets or exceeds requirements from current (e.g. DIN) standards
- All tools are GS-approved








Art. No. 331 300 0



Art. No. 330 300 0








Art. No. 330 600 2

Art. No.	EAN 4049002	Handguard	Finish	 mm	 mm	 mm	 g		
Pointed Chisels									
330 200 0	001000		polished		16	200	280	10	
330 200 1	001017		painted		16	200	280	10	
330 250 0	001345		polished		16	250	362	10	
331 250 0	001031	●	polished		16	250	500	10	
330 250 1	001024		painted		16	250	362	10	
331 250 1	001048	●	painted		16	250	520	10	
330 300 09	006883		polished		16	300	445	5	
330 300 19	024108		painted		16	300	440	5	
330 300 0	001055		polished		18	300	560	5	
331 300 0	001079	●	polished		18	300	698	10	
330 300 1	001062		painted		18	300	560	5	
331 300 1	001086	●	painted		18	300	698	10	
330 350 0	001093		polished		18	350	660	5	
331 350 0	001116	●	polished		18	350	792	10	
330 350 1	001109		painted		18	350	660	5	
331 350 1	001123	●	painted		18	350	792	10	
330 400 09	006906		polished		18	400	960	5	
330 400 19	024528		painted		18	400	780	5	
330 400 0	001130		polished		20	400	960	5	
330 400 1	001147		painted		20	400	960	5	
330 500 0	001154		polished		20	500	1,220	5	
330 500 1	001161		painted		20	500	1,220	5	
330 600 2	007927		powder coated		20	600	1,335	5	
330 800 2	007934		powder coated		20	800	2,000	2	
332 1000 2	007941		powder coated		22	1,000	2,470	2	

Pointed Chisels



Art. No.	EAN 4049002	Handguard	Finish	 mm	 mm	 mm	 g	
Pointed Chisels with Euro Holder								
330 200 0 SB	011009		polished		16	200	302	10
330 200 1 SB	011016		painted		16	200	302	10
330 250 0 SB	011344		polished		16	250	384	10
330 250 1 SB	011023		painted		16	250	384	10
330 300 0 SB	011054		polished		18	300	565	5
330 300 09 SB	016356		polished		16	300	560	5
330 300 1 SB	011061		painted		18	300	565	5
330 350 0 SB	011092		polished		18	350	775	5
330 350 1 SB	011108		painted		18	350	775	5
330 400 0 SB	011139		polished		20	400	966	5
330 400 1 SB	011146		painted		20	400	966	5

Chisels

Electrician's Chisel






- Mainly used in the construction industry
- Made of high-alloy tool steel
- Hardened throughout for maximum conveyance of the striking force, allows repeated regrinding of the working tip
- Special safety impact head prevents material splintering and deformation
- Extra-slim design for working with precision
- Golden dip-coated
- Meets or exceeds requirements from current (e.g. DIN) standards
- All metal parts are GS-approved



Art. No. 361 253 0








Art. No. 361 252 0

Art. No.	EAN 4049002	Handguard	Finish	 mm	 mm	 mm	 g	
Electrician's Chisels								
360 202 0	001529		polished	10	8	200	79	10
360 202 1	001536		painted	10	8	200	79	10
360 252 0	001543		polished	10	8	250	99	10
360 252 1	001550		painted	10	8	250	99	10
360 302 0	001567		polished	10	8	300	121	10
360 302 1	001574		painted	10	8	300	121	10
361 202 0	001581		polished	12	10	200	122	10
361 203 0	008504	•	polished	12	10	200	135	10
361 202 1	001598		painted	12	10	200	122	10
361 203 1	008511	•	painted	12	10	200	135	10
361 252 0	001604		polished	12	10	250	154	10
361 253 0	008528	•	polished	12	10	250	210	10
361 252 1	001611		painted	12	10	250	154	10
361 253 1	008535	•	painted	12	10	250	210	10
361 302 0	001628		polished	12	10	300	186	10
361 303 0	008603	•	polished	12	10	300	214	5
361 302 1	001635		painted	12	10	300	186	10
361 303 1	008610	•	painted	12	10	300	214	5
362 202 0	001642		polished	14	12	200	175	10
362 202 1	001659		painted	14	12	200	175	10
362 252 0	001666		polished	14	12	250	222	10
362 252 1	001673		painted	14	12	250	222	10
362 302 0	001680		polished	14	12	300	269	10
362 302 1	001697		painted	14	12	300	269	10

Electrician's Chisels



Art. No.	EAN 4049002	Handguard	Finish	 mm	 mm	 mm	 g	
Electrician's Chisels with Euro Holder								
360 202 0 SB	011528		polished	10	8	200	93	10
360 202 1 SB	011535		painting	10	8	200	93	10
360 252 0 SB	011542		polished	10	8	250	109	10
360 252 1 SB	011559		painting	10	8	250	109	10
360 302 0 SB	011566		polished	10	8	300	250	10
360 302 1 SB	011573		painting	10	8	300	250	10
361 202 1 SB	011597		painting	12	10	200	132	10
361 252 0 SB	011603		polished	12	10	250	164	10
361 252 1 SB	011610		painting	12	10	250	164	10
361 302 0 SB	011627		polished	12	10	300	196	10
361 302 1 SB	011634		painting	12	10	300	196	10
362 202 1 SB	011658		painting	14	12	200	185	10
362 252 0 SB	011665		polished	14	12	250	233	10
362 252 1 SB	011672		painting	14	12	250	233	10
362 302 0 SB	011689		polished	14	12	300	277	10
362 302 1 SB	011696		painting	14	12	300	277	10

Chisels

Electrician's Pointed Chisels






- Mainly used in the construction industry
- Made of high-alloy tool steel
- Hardened throughout for maximum conveyance of the striking force, allows repeated regrinding of the working tip
- Special safety impact head prevents material splintering and deformation
- Extra-slim design for working with pin-point precision
- Golden dip-coated
- Meets or exceeds requirements from current (e.g. DIN) standards
- All metal parts are GS-approved



Art. No. 361 256 0



Art. No. 361 255 0

Art. No.	EAN 4049002	Handguard	Finish	 mm	 mm	 mm	 g		
Electrician's Pointed Chisels									
361 255 0	008542		polished		10	250	146	10	
361 256 0	008580	•	polished		10	250	210	10	
361 255 1	008566		painted		10	250	146	10	
361 256 1	008597	•	painted		10	250	210	10	
361 305 0	008627		polished		10	300	230	10	
361 306 0	008665	•	polished		10	300	193	5	
361 305 1	008641		painted		10	300	230	10	
361 306 1	008672	•	painted		10	300	193	5	
Electrician's Pointed Chisels with Euro Holder									
361 255 0 SB	008559		polished		10	250	146	10	
361 255 1 SB	008573		painted		10	250	146	10	
361 305 0 SB	008634		polished		10	300	196	10	
361 305 1 SB	008658		painted		10	300	196	10	

Electrician's Slotting Chisels

- Mainly used in the construction industry
- Made of high-alloy tool steel
- Hardened throughout for maximum conveyance of the striking force, allows repeated regrinding of the working tip
- Special safety impact head prevents material splintering and deformation
- With two cutting edges for longitudinal slitting in masonry without interruption
- Golden dip-coated
- Meets or exceeds requirements from current (e.g. DIN) standards
- All tools are GS-approved









Art. No. 367 250 0



Art. No. 366 250 0



Art. No.	EAN 4049002	Hand- guard	Finish	 mm	 mm	 mm	 g		 DIN 7255
366 250 0	001703		polished	33	23x13	250	448	10	
367 250 0	001727	•	polished	33	23x13	250	560	10	
366 250 1	001710		painted	33	23x13	250	448	10	
367 250 1	001734	•	painted	33	23x13	250	560	10	

Chisels

Floor chisels






- Mainly used in the construction industry
- Made of high-alloy tool steel
- Hardened throughout for maximum conveyance of the striking force, allows repeated regrinding of the working tip
- Special safety impact head prevents material splintering and deformation
- Short, powerful tool
- Golden dip-coated
- Meets or exceeds requirements from current (e.g. DIN) standards
- All tools are GS-approved



Art. No. 370 100 0



Art. No. 371 100 0

Art. No.	EAN 4049002	Handguard	Finish	 mm	 mm	 mm	 g		
Floor chisels, flat									
370 100 0	001741		polished	10	8	100	38	10	
370 100 1	001758		painted	10	8	100	38	10	
370 125 0	001765		polished	12	10	125	74	10	
370 125 1	001772		painted	12	10	125	74	10	
Floor chisels, flat, with Euro Holder									
370 100 0 SB	011740		polished	10	8	100	49	10	
370 100 1 SB	011757		painted	10	8	100	49	10	
370 125 0 SB	011764		polished	12	10	125	74	10	
370 125 1 SB	011771		painted	12	10	125	74	10	
Floor chisels, pointed									
371 100 0	001789		polished		8	100	35	10	
371 100 1	001796		painted		8	100	35	10	
371 125 0	001802		polished		10	125	66	10	
371 125 1	001819		painted		10	125	66	10	
Floor chisels, pointed, with Euro Holder									
371 100 0 SB	011788		polished		8	100	35	10	
371 100 1 SB	011795		painted		8	100	35	10	
371 125 0 SB	011801		polished		10	125	79	10	
371 125 1 SB	011818		painted		10	125	79	10	

Slotting Chisel, octagonal

- Mainly used in the construction industry
- Made of high-alloy tool steel
- Hardened throughout for maximum conveyance of the striking force, allows repeated regrinding of the working tip
- Special safety impact head prevents material splintering and deformation
- Golden dip-coated
- Meets or exceeds requirements from current (e.g. DIN) standards
- All tools are GS-approved








Art. No. 383 300 0



Art. No. 382 300 0



Art. No.	EAN 4049002	Handguard	Finish	 mm	 mm	 mm	 g	
Slotting Chisel, octagonal								
382 240 0	001864		polished	30	18	240	405	10
382 240 1	001871		painted	30	18	240	405	10
382 300 0	001888		polished	30	18	300	532	5
383 300 0	001901	•	polished	30	18	300	667	10
382 300 1	001895		painted	30	18	300	532	5
383 300 1	001918	•	painted	30	18	300	667	10

Chisels

Slitting Chisel, straight

- For stone and metal cutting
- Made of high-alloy tool steel
- Hardened throughout for maximum conveyance of the striking force, allows repeated regrinding of the working tip
- Special safety impact head prevents material splintering and deformation
- Extra-flat design
- Golden dip-coated
- Meets or exceeds requirements from current (e.g. DIN) standards
- All tools are GS-approved



Art. No. 381 240 0








Art. No. 380 240 0



Art. No. 380 240-1 1



Art. No.	EAN 4049002	Handguard	Finish	 mm	 mm	 mm	 g	
Slitting Chisel, straight								
380 240 0	008122		polished	28	26 x 7	240	298	10
381 240 0	001840	•	polished	28	26 x 7	240	428	10
380 240 1	001833		painted	28	26 x 7	240	298	10
381 240 1	001857	•	painted	28	26 x 7	240	428	10
Slitting chisels, straight, with plastic handles								
380 240-1 1	144066		painted	28	26 x 7	240	372	10
Slitting chisels, straight, with Euro Holder								
380 240 0 SB	011825		polished	28	26 x 7	240	309	10
380 240 1 SB	011832		painted	28	26 x 7	240	309	10

Slitting Chisel, offset

- For stone and metal cutting
- Made of high-alloy tool steel
- Hardened throughout for maximum conveyance of the striking force, allows repeated regrinding of the working tip
- Special safety impact head prevents material splintering and deformation
- Golden dip-coated
- Slitting chisel with offset tip
- Sharpened on both sides for flush working
- Meets or exceeds requirements from current (e.g. DIN) standards
- All tools are GS-approved








Art. No. 381 241 0



Art. No. 380 241 0



Art. No.	EAN 4049002	Handguard	Finish	 mm	 mm	 mm	 g	
Slitting Chisel, offset								
380 241 0	011047		polished	27	26 x 7	240	295	5
381 241 0	086731	•	polished	27	26 x 7	240	390	10
380 241 1	015632		painted	27	26 x 7	240	295	5
381 241 1	086748	•	painted	27	26 x 7	240	390	10
Slitting Chisel, offset, with Euro Holder								
380 241 0 SB	013430		polished	27	26 x 7	240	295	10
380 241 1 SB	014949		painted	27	26 x 7	240	295	10

Chisels

Flat Cold Chisels, flat-oval

- Predominantly used in metalworking
- Made of high-alloy tool steel
- Hardened throughout for maximum conveyance of the striking force, allows repeated regrinding of the working tip
- Special safety impact head prevents material splintering and deformation
- Gold dip-coated up to a length of 500 mm
- Longer lengths red powder-coated
- Meets or exceeds requirements from current (e.g. DIN) standards
- All tools are GS-approved



YouTube








Art. No. 311 300 0








Art. No. 310 300 0



Art. No. 310 600 2

Art. No.	EAN 4049002	Handguard	Finish	 mm	 mm	 mm	 g	
Flat Cold Chisels, flat-oval								
310 100 0	000584		polished	15	14x9	100	76	10
310 100 1	000591		painted	15	14x9	100	76	10
310 125 0	000607		polished	18	17x11	125	140	10
310 125 1	000614		painted	18	17x11	125	140	10
310 150 0	000621		polished	18	17x11	150	176	10
310 150 1	000638		painted	18	17x11	150	180	10
310 175 0	000645		polished	21	20x12	175	260	10
310 175 1	000652		painted	21	20x12	175	260	10
310 200 0	000669		polished	24	23x13	200	380	10
310 200 1	000676		painted	24	23x13	200	380	10
310 250 0	000683		polished	25	23x13	250	480	10
311 250 0	000706	●	polished	25	23x13	250	621	10
310 250 1	000690		painted	25	23x13	250	480	10
311 250 1	000713	●	painted	25	23x13	250	621	10
310 300 0	000720		polished	26	23x13	300	580	5
311 300 0	000744	●	polished	26	23x13	300	710	10
310 300 1	000737		painted	26	23x13	300	580	5
311 300 1	000751	●	painted	26	23x13	300	710	10
310 350 0	000768		polished	27	23x13	350	704	5
311 350 0	000782	●	polished	27	23x13	350	809	10
310 350 1	000775		painted	27	23x13	350	704	5
311 350 1	000799	●	painted	27	23x13	350	809	10
310 400 0	000805		polished	27	23x13	400	800	5
310 400 1	000812		painted	27	23x13	400	800	5
310 500 0	000829		polished	30	26x13	500	1,160	5
310 500 1	000836		painted	30	26x13	500	1,160	5
310 600 2	007903		powder coated	30	26x13	600	1,380	5






Flat Cold Chisels, flat-oval

Art. No.	EAN 4049002	Handguard	Finish	 mm	 mm	 mm	 g	
Flat Cold Chisels, flat-oval, with Euro Holder								
310 100 0 SB	010583		polished	15	14x9	100	86	10
310 100 1 SB	010590		painted	15	14x9	100	86	10
310 125 0 SB	010606		polished	18	17x11	125	154	10
310 125 1 SB	010613		painted	18	17x11	125	154	10
310 150 0 SB	010620		polished	18	17x11	150	184	10
310 150 1 SB	010637		painted	18	17x11	150	184	10
310 175 0 SB	010644		polished	21	20x12	175	274	10
310 175 1 SB	010651		painted	21	20x12	175	274	10
310 200 0 SB	010668		polished	24	23x13	200	392	10
310 200 1 SB	010675		painted	24	23x13	200	392	10
310 250 0 SB	010682		polished	25	23x13	250	497	10
310 250 1 SB	010699		painted	25	23x13	250	497	10
310 300 0 SB	010729		polished	26	23x13	300	599	5
310 300 1 SB	010736		painted	26	23x13	300	599	5
310 350 0 SB	010767		polished	27	23x13	350	680	5
310 350 1 SB	010774		painted	27	23x13	350	680	5
310 400 0 SB	010804		polished	27	23x13	400	805	5
310 400 1 SB	010811		painted	27	23x13	400	805	5
310 500 0 SB	010828		polished	30	26x13	500	1,150	5
310 500 1 SB	010835		painted	30	26x13	500	1,150	5

Flat Cold Chisels, octagonal



Art. No. 312 150 0

Art. No.	EAN 4049002	Handguard	Finish	 mm	 mm	 mm	 g	
Flat Cold Chisels, octagonal								
312 125 0	026324		polished	11	10	125	73	10
312 125 1	023217		painted	11	10	125	73	10
312 150 0	026355		polished	11	10	150	92	10
312 150 1	023194		painted	11	10	150	92	10
Flat Cold Chisels, octagonal, with Euro Holder								
312 125 0 SB	026331		polished	11	10	125	73	10
312 125 1 SB	026348		painted	11	10	125	73	10
312 150 0 SB	026362		polished	11	10	150	92	10
312 150 1 SB	026379		painted	11	10	150	92	10

Chisels

Crosscut Chisel, flat-oval

- Predominantly used in metalworking
- Made of high-alloy tool steel
- Hardened throughout for maximum conveyance of the striking force, allows repeated regrinding of the working tip
- Special safety impact head prevents material splintering and deformation
- Golden dip-coated
- Meets or exceeds requirements from current (e.g. DIN) standards
- All tools are GS-approved








Art. No. 321 300 0








Art. No. 320 300 0



Art. No.	EAN 4049002	Handguard	Finish	 mm	 mm	 mm	 g	
Crosscut Chisel								
320 100 0	024641		polished	5	14x9	100	65	10
320 100 1	024658		painted	5	14x9	100	65	10
320 125 0	000843		polished	5	17x11	125	112	10
320 125 1	000850		painted	5	17x11	125	112	10
320 150 0	000867		polished	6	17x11	150	146	10
320 150 1	000874		painted	6	17x11	150	146	10
320 175 0	000881		polished	7	17x11	175	200	10
320 175 1	000898		painted	7	17x11	175	200	10
320 200 0	000904		polished	8	20x12	200	260	10
320 200 1	000911		painted	8	20x12	200	260	10
320 250 0	000928		polished	9	23x13	250	440	10
321 250 0	000942	•	polished	9	23x13	250	559	10
320 250 1	000935		painted	9	23x13	250	440	10
321 250 1	000959	•	painted	9	23x13	250	559	10
320 300 0	000966		polished	9	23x13	300	506	5
321 300 0	000980	•	polished	9	23x13	300	705	10
320 300 1	000973		painted	9	23x13	300	506	5
321 300 1	000997	•	painted	9	23x13	300	705	10

Crosscut Chisel, flat-oval








Art. No.	EAN 4049002	Handguard	Finish	 mm	 mm	 mm	 g	
Crosscut Chisel with Euro Holder								
320 100 0 SB	024665		polished	5	14x9	100	80	10
320 100 1 SB	024672		painted	5	14x9	100	80	10
320 125 0 SB	010842		polished	5	17x11	125	112	10
320 125 1 SB	010859		painted	5	17x11	125	112	10
320 150 0 SB	010866		polished	6	17x11	150	173	10
320 150 1 SB	010873		painted	6	17x11	150	173	10
320 175 0 SB	010880		polished	7	17x11	175	200	10
320 175 1 SB	010897		painted	7	17x11	175	200	10
320 200 1 SB	010910		painted	8	20x12	200	294	10
320 250 0 SB	010927		polished	9	23x13	250	459	10
320 250 1 SB	010934		painted	9	23x13	250	459	10
320 300 0 SB	010965		polished	9	23x13	300	520	5

Crosscut Chisel, octagonal



Art. No. 322 125 0

Art. No.	EAN 4049002	Handguard	Finish	 mm	 mm	 mm	 g	
Crosscut Chisel, octagonal								
322 125 0	026386		polished	5	10	125	100	10
322 125 1	026409		painted	5	10	125	68	10
Crosscut Chisel, octagonal, with Euro Holder								
322 125 0 SB	026393		polished	5	10	125	103	10
322 125 1 SB	026416		painted	5	10	125	103	10

Chisels






Grooving Chisel

- Predominantly used in metalworking
- Made of high-alloy tool steel
- Hardened throughout for maximum conveyance of the striking force, allows repeated regrinding of the working tip
- Special safety impact head prevents material splintering and deformation
- Golden dip-coated
- Meets or exceeds requirements from current (e.g. DIN) standards
- All tools are GS-approved



Art. No. 392 003 0



Art. No.	EAN 4049002	Handguard	Finish	 mm	 mm	 mm	 g	
392 002 0	002069		polished	2	10	150	69	10
392 002 1	002076		painted	2	10	150	69	10
392 003 0	002083		polished	3	10	150	73	10
392 003 1	002090		painted	3	10	150	73	10
392 004 0	002106		polished	4	10	150	77	10
392 004 1	002113		painted	4	10	150	77	10
392 005 0	002120		polished	5	10	150	79	10
392 005 1	002137		painted	5	10	150	79	10
392 006 0	002144		polished	6	10	150	81	10
392 006 1	002151		painted	6	10	150	81	10

Parting Chisel

- Predominantly used in metalworking
- Made of high-alloy tool steel
- Hardened throughout for maximum conveyance of the striking force, allows repeated regrinding of the working tip
- Special safety impact head prevents material splintering and deformation
- Golden dip-coated
- Meets or exceeds requirements from current (e.g. DIN) standards
- All tools are GS-approved



Art. No. 393 003 0

Art. No.	EAN 4049002	Handguard	Finish	 mm	 mm	 mm	 g	 10
393 002 0	006739		polished	2	10	125	61	10
393 003 0	006746		polished	3	10	125	62	10
393 004 0	006753		polished	4	12	150	112	10
393 005 0	006760		polished	5	12	150	114	10

Handguard

- For retrofitting various chisel designs
- Single-colour universal handguard for flat and octagonal profiles
- Two-tone, two-component handguard for octagonal material



Art. No. 395 120



Art. No. 395 122



Art. No. 395 110

Art. No.	EAN 4049002	 mm	 mm	 mm	 g	 1
Universal handguard for flat profiles and octagonal material, black						
395 110	002168	18	23x 13	110	128	1
Two-component handguard						
395 120	028922	10		75	14	1
395 121	031335	14		95	63	1
395 122	031342	18		95	51	1





Tool sets

Tool sets

Smart sets for tools



Art. No. 421 014 0 UES



High-quality tools - polished tip, ground blade



Quality under the surface: fully hardened, tempered safety striking head



Practical foam insert keeps the workplace organised

Tool sets in foam insert

- Industrial quality tools
- Made of high-alloy tool steel
- With precise recesses for storage on the workbench and in the workshop trolley
- Dimensions of the foam insert (W x H x D): 335 x 165 x 33 mm



Art. No. 421 010 0 UES



Art. No. 421 011 0 UES



Art. No. 421 014 0 UES



Art. No.	EAN 4049002	Contents	↔ mm	⚖ g	📦
421 010 0 UES	110955	310 100 0 Flat Cold Chisel 310 150 0 Flat Cold Chisel 310 200 0 Flat Cold Chisel 310 250 0 Flat Cold Chisel 310 300 0 Flat Cold Chisel 380 240 0 Slitting Chisel, straight	338	2,100	1
421 011 0 UES	122873	310 100 0 Flat Cold Chisel 310 200 0 Flat Cold Chisel 310 300 0 Flat Cold Chisel 450 002 0 Parallel Pin Punches 450 003 0 Parallel Pin Punches 450 004 0 Parallel Pin Punches 450 005 0 Parallel Pin Punches 450 006 0 Parallel Pin Punches	338	1,550	1
421 014 0 UES	109560	310 200 0 Flat Cold Chisel 310 300 0 Flat Cold Chisel 435 150 0 Centre Punch 450 003 0 Parallel Pin Punches 450 004 0 Parallel Pin Punches 450 006 0 Parallel Pin Punches 450 008 0 Parallel Pin Punches 450 010 0 Parallel Pin Punches	338	1,550	1

Tool sets

Tool sets in cases and holders

- Metalworking tools
- Made of high-alloy tool steel
- Available in plastic stand, plastic case or metal case
- Design: polished tip



Art. No. 421 102 0



Art. No. 421 002 0



Art. No. 421 000 0

Art. No.	EAN 4049002	Finish	Contents	Color	↔ mm	⚖ g	📦
421 000 0	002175	in plastic stand	312 125 0 Flat Cold Chisel 312 150 0 Flat Cold Chisel 322 125 0 Crosscut Chisel 430 120 0 Centre Punch 440 003 0 Taper Punches 440 004 0 Taper Punches	gold		496	1
421 002 0	002199	in metal case	312 125 0 Flat Cold Chisel 312 150 0 Flat Cold Chisel 322 125 0 Crosscut Chisel 430 120 0 Centre Punch 440 003 0 Taper Punches 440 004 0 Taper Punches	gold		702	1
421 102 0	034473	in plastic case	312 126 0 Flat Cold Chisel 322 126 0 X Crosscut Chisel 430 122 0 Centre Punch 430 122 0 SB Centre Punch 440 103 0 Taper Punches 440 104 0 Taper Punches	gold		586	1

Other tool sets

- RENNSTEIG also offers various tools combined in sets.
- Tool sets consisting of items from a tool group can be found in the respective section.
- e.g. parallel pin punch sets and taper punch sets – see Striking tools section
- e.g. machine chisel sets - see Shank chisels section
- e.g. screw extractor sets - see Assembly and disassembly tools section
- e.g. wad punch sets - see Wad punches section



Art. No. 424 130 0



Art. No. 425 152 0



Art. No. 425 154 0



Art. No. 471 901 3



Art. No. 470 901 3



Art. No. 430 143



Art. No. 212 00096



Art. No. 212 00090



Art. No. 140 900 0





Shank chisels

Shank chisels

The right bit for any hammer



Ground tip



Fully tempered and laser engraved

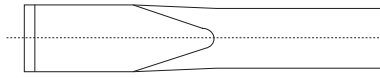


different insertion options possible

Shank chisel applications


- Shank chisels for construction and demolition work, cleaning work and general chisel work in the construction industry
- Correct selection of chisel type and length enables optimum transfer of energy with minimum effort on the part of the user
- RENNSTEIG shank chisels meet the highest quality standards
- Use of high-quality materials and the latest manufacturing and heat treatment technologies
- Regrounding possible without any problems

Flat Cold Chisel



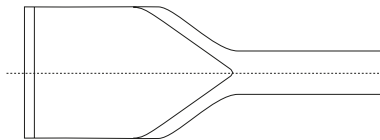
- For general chiselling and demolition work on masonry, concrete and loose rock
- Small-scale chipping work
- precise breaking action

Pointed Chisels



- For chiselling and demolition jobs on concrete and hard materials
- precise breaking action

Spade chisel



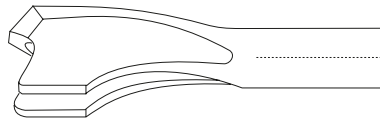
- For removing plaster from walls and floors
- Removal of heavy rust layers
- Wide range of applications

Grooving chisel



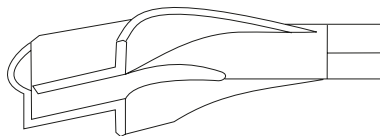
- For cutting grooves in wall surfaces for electric and plumbing lines

Canal chisel



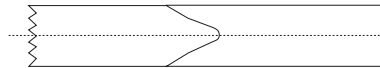
- For cutting deeper grooves or channels in brickwork for electric and plumbing installations
- Not designed for use on concrete

Wing chisel



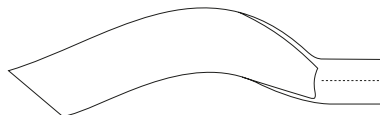
- For cutting of grooves and channels in brickwork for electric and plumbing installations
- The bearing surface and angle of attack of the chisel give a uniform channel depth

Toothed chisel



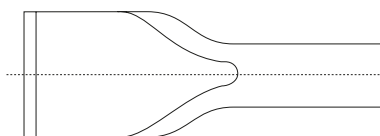
- For removing mortar and brickwork plaster
- Groove cutting
- Wide range of applications

Mortar chisel



- For repairing defect mortar joints
- Deep access into the joints possible due to special chisel design

Floor chisels



- For striking off plaster and tiles
- Easy and convenient to use thanks to the angled shape of the chisel blade

Shank chisels

Chisels for electric hammers SDS plus

- For general chiselling and demolition work on masonry, concrete and loose rock
- Made of high-alloy tool steel
- Hardened throughout for maximum transmission of striking force
- Cutting edge can be reground
- Meets or exceeds requirements from current (e.g. DIN) standards
- SDS plus chisels in short version (140 mm long) are known as PCS chisels (PCS = Power Chisel Short)
- PCS chisels guarantee optimised transmission of force with minimised weight



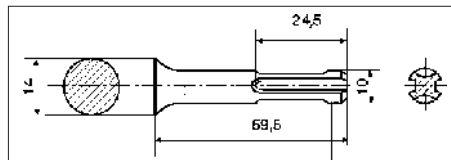
Art. No. 212 14000




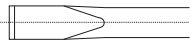

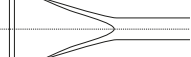

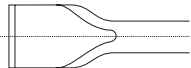


Art. No. 212 14001



Art. No. 212 17018



Art. No.	EAN 4049002	Tip	Type	Ø mm	 mm	↔ mm	 g	
SDS plus-PCS chisels – short design								
212 14000	093128		PCS-Flat cold chisel	14 mm	20	140	122	10
212 14001	093135		PCS-Pointed chisel	14 mm		140	100	10
212 14020	093142		PCS-Wide chisel	14 mm	30	140	120	10
SDS plus chisels – medium design								
212 17017	120961		Spade chisel	20 mm	80	170	370	10
212 17018	120978		Floor chisels 20° offset	20 mm	80	170	370	10

Chisels for electric hammers SDS plus

- For general chiselling and demolition work on masonry, concrete and loose rock
- Made of high-alloy tool steel
- Hardened throughout for maximum transmission of striking force
- Cutting edge can be reground
- Meets or exceeds requirements from current (e.g. DIN) standards



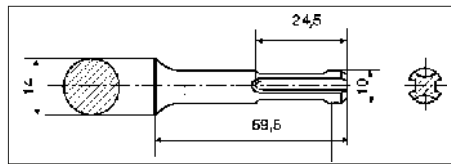
Art. No. 212 25021





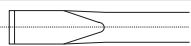
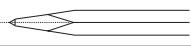
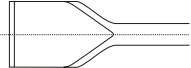

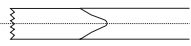
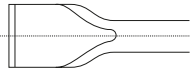

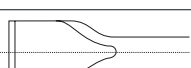




Art. No. 212 25001



Art. No. 212 25003



Art. No.	EAN 4049002	Tip	Type	Ø mm	 mm	 mm	 g	
SDS plus chisels – long design								
212 25000	003349		Flat Cold Chisel	14 mm	20	250	248	10
212 25001	003356		Pointed Chisels	14 mm		250	237	10
212 25002	153730		Floor chisels	16 mm	50	250	350	10
212 25003	003363		Grooving chisel	16 mm	22	250	342	10
212 25005	013522		Toothed chisel	14 mm	26	250	222	10
212 25009	016523		Floor chisels 30° offset	16 mm	40	250	346	10
212 25014	003370		Spade chisel	16 mm	40	250	345	10
212 25015	153747		Floor chisels 20° offset	16 mm	50	250	350	10
212 25020	005398		Wide flat cold chisel	16 mm	40	250	345	10
212 25021	006944		Wide flat cold chisels, offset	16 mm	40	250	346	10

Shank chisels




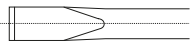

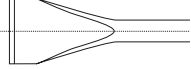

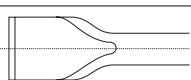
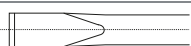
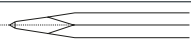
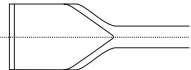
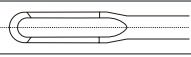
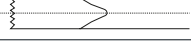

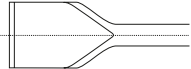



Shank chisels with Euro Holder



Art. No. 212 17018 SB



Art. No. 212 25014 SB

Art. No.	EAN 4049002	Tip	Type	Ø mm	 mm	↔ mm	 g	
SDS plus-PCS chisels – short design – with Euro Holder								
212 14000 SB	094941		PCS-Flat cold chisel	14 mm	20	140	205	5
212 14001 SB	094958		PCS-Pointed chisel	14 mm		140	190	5
212 14020 SB	094965		PCS-Wide flat cold chisel	14 mm	30	140	250	5
SDS plus chisels – medium design – with Euro Holder								
212 17017 SB	121432		Spade chisel	20 mm	80	170	385	5
212 17018 SB	121449		Floor chisels 20° offset	18 mm	80	170	385	5
SDS plus chisels – long design – with Euro Holder								
212 25000 SB	016530		Flat Cold Chisel	14 mm	20	250	259	5
212 25001 SB	016547		Pointed Chisels	14 mm		250	247	5
212 25002 SB	156014		Floor chisels	16 mm	50	250	365	5
212 25003 SB	016554		Grooving chisel	16 mm	22	250	352	5
212 25005 SB	016578		Toothed chisel	14 mm	26	250	234	5
212 25009 SB	021787		Floor chisels 30° offset	16 mm	40	250	354	5
212 25014 SB	016561		Spade chisel	16 mm	40	250	355	5
212 25015 SB	156021		Floor chisels 20° offset	16 mm	50	250	365	5
212 25020 SB	086663		Wide flat cold chisel	16 mm	40	250	350	5
212 25021 SB	086670		Wide flat cold chisels, offset	16 mm	40	250	351	5

Chisel Sets for Electric Hammers with SDS plus chuck

- Various chisel types combined in a set (3-piece) in a handy plastic box
- Standard chisel 250 mm long
- Chisel also available in short version (140 mm long) for optimised transmission of force with minimised weight (PCS = Power Chisel Short)



Art. No. 212 00090



Art. No. 212 00096



Art. No. 212 00094



Art. No.	EAN 4049002	Contents	↔ mm	⚖ g	📦
212 00090	013041	212 25000 Flat Cold Chisel 212 25001 Pointed Chisels 212 25014 Spade chisel		853	1
212 00094	091919	212 25000 Flat Cold Chisel 212 25001 Pointed Chisels 212 25003 Grooving chisel		845	1
212 00096	093159	212 14000 PCS-Flat cold chisel 212 14001 PCS-Pointed chisel 212 14020 PCS-Wide flat cold chisel		360	1

Shank chisels

Chisels for electric hammers SDS max

- For general chiselling and demolition work on masonry, concrete and loose rock
- Made of high-alloy tool steel
- Hardened throughout for maximum transmission of striking force
- Cutting edge can be reground
- Meets or exceeds requirements from current (e.g. DIN) standards



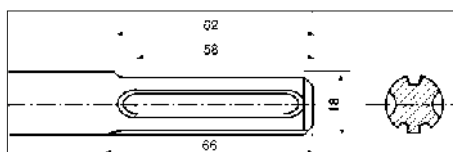
Art. No. 210 28000





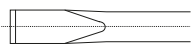
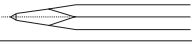

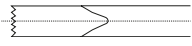

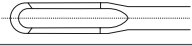
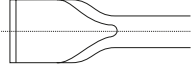
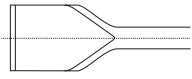
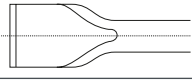

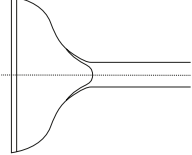


Art. No. 210 30004



Art. No. 210 30017



Art. No.	EAN 4049002	Tip	Type	Ø mm	 mm	 mm	 g	
SDS max chisels								
210 28000	004193		Flat Cold Chisel	18 mm	25	280	492	10
210 28001	004223		Pointed Chisels	18 mm		280	469	10
210 30004	004308		Mortar chisel	18 mm	10	300	561	5
210 30005	004292		Toothed chisel	18 mm	32	300	540	5
210 30007	004285		Canal chisel	18 mm	32	300	691	5
210 30013	006999		Grooving chisel	18 mm	26	300	497	5
210 30015	004315		Floor chisels 20° offset	18 mm	50	300	581	5
210 30017	004254		Spade chisel	18 mm	80	300	715	5
210 30018	004322		Floor chisels 20° offset	18 mm	80	300	641	5
210 30019	004278		Grooving chisel	18 mm	32	300	567	5
210 35008	084331		Wide chisel	18 mm	105	350	1,160	5

Chisels for electric hammers SDS max



Art. No. 210 38006






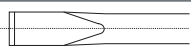

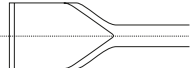
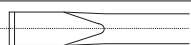



Art. No. 210 40000







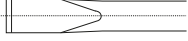


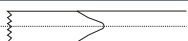







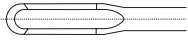





Art. No. 210 60001



Art. No.	EAN 4049002	Tip	Type	Ø mm	 mm	 mm	 g	
SDS max chisels								
210 38006	013577		Wing chisel	18 mm	35	380	896	3
210 40000	004209		Flat Cold Chisel	18 mm	25	400	727	5
210 40001	004230		Pointed Chisels	18 mm		400	701	5
210 40002	004261		Spade chisel	18 mm	50	400	805	5
210 60000	004216		Flat Cold Chisel	18 mm	25	600	1,120	5
210 60001	004247		Pointed Chisels	18 mm		600	1,100	5

Shank chisels

Shank chisels with Euro Holder

Art. No.	EAN 4049002	Tip	Type	Ø mm	 mm	 mm	 g	
SDS max chisels with Euro Holder								
210 28000 SB	021794		Flat Cold Chisel	18 mm	25	280	505	10
210 28001 SB	023156		Pointed Chisels	18 mm		280	482	10
210 30004 SB	024238		Mortar chisel	18 mm	10	300	561	5
210 30005 SB	016677		Toothed chisel	18 mm	32	300	550	5
210 30007 SB	024221		Canal chisel	18 mm	32	300	675	5
210 30013 SB	016660		Grooving chisel	18 mm	26	300	519	5
210 30015 SB	016684		Floor chisels 20° offset	18 mm	50	300	588	5
210 30017 SB	016622		Spade chisel	18 mm	80	300	734	5
210 30018 SB	016691		Floor chisels 20° offset	18 mm	80	300	700	5
210 30019 SB	016653		Grooving chisel	18 mm	32	300	577	5
210 35008 SB	016639		Wide chisel	18 mm	105	350	1,160	5
210 38006 SB	021831		Wing chisel	18 mm	35	380	924	3
210 40000 SB	016585		Flat Cold Chisel	18 mm	25	400	739	5
210 40001 SB	016608		Pointed Chisels	18 mm		400	714	5
210 40002 SB	016646		Spade chisel	18 mm	50	400	816	5
210 60000 SB	016592		Flat Cold Chisel	18 mm	25	600	1,130	5
210 60001 SB	016615		Pointed Chisels	18 mm		600	1,100	5

Chisel Sets for SDS max Electric Hammers

- Various chisel types combined in a set in a handy plastic box



Art. No. 210 00090



Art. No. 210 00091

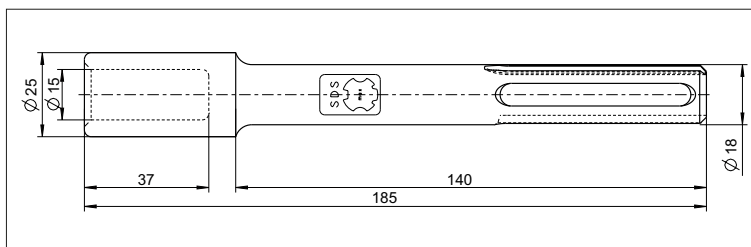
Art. No.	EAN 4049002	Contents	↔ mm	⚖ g	📦
210 00090	023354	210 40000 Flat Cold Chisel 210 40001 Pointed Chisels 210 40002 Spade chisel		2,316	1
210 00091	023224	210 40000 Flat Cold Chisel, 2 pieces 210 40001 Pointed Chisels 210 40002 Spade chisel		3,060	1

Driver for SDS max electric hammers

- For easily hammering in earth rods, ground anchors and ground pins for fixing lightning conductors, pipes or cables in concrete or stone
- Suitable for use in rotary hammer drills with SDS max chuck
- Made of high-alloy tool steel
- Optimal hardening process guarantees a long service life and consistent quality



Art. No. 210 18511



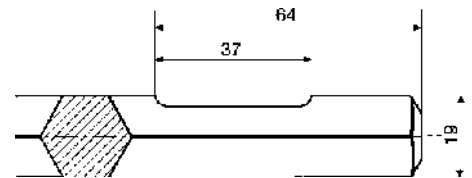
Art. No.	EAN 4049002	Tip	Type	Ø mm	mm	↔ mm	⚖ g	📦
SDS max driver								
210 18511	029318		Driver	18 mm	25	185	425	3

Shank chisels

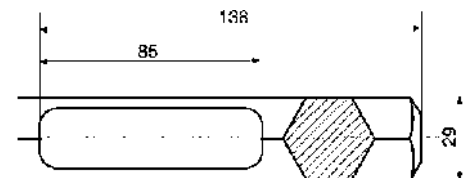
Shank chisels for other electric and pneumatic hammers

- Shank chisels with special chisel holders and tips available for a wide range of manufacturers
- Made of high-alloy tool steel
- Hardened throughout for maximum transmission of striking force
- Cutting edge can be reground
- Meets or exceeds requirements from current (e.g. DIN) standards

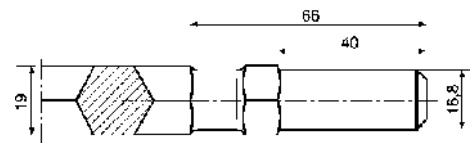
Chuck fit
Hexagonal, 19 mm
RENNSTEIG Type 203



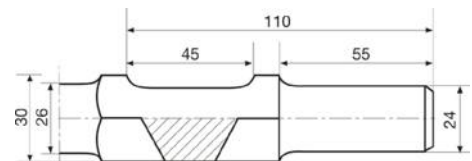
Chuck fit
Hexagonal, 29 mm
RENNSTEIG Type 205



Chuck fit
round 16.8 x 40 mm
RENNSTEIG Type 215

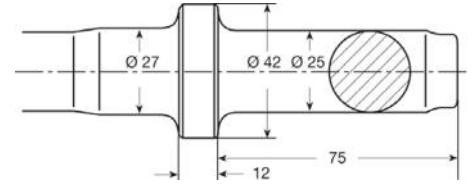


Chuck fit
round 24 x 55 mm
RENNSTEIG Type 227

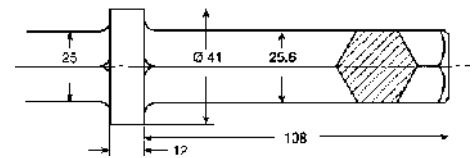


Shank chisels for other electric and pneumatic hammers

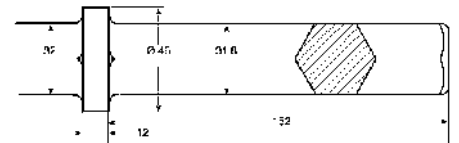
Chuck fit
round 25 x 75 mm
RENNSTEIG Type 232



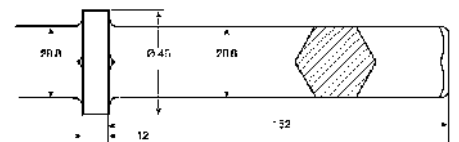
Chuck fit
hexagonal 25.6 x 108 mm
RENNSTEIG Type 242



Chuck fit
hexagonal 31.8 x 152 mm
RENNSTEIG Type 244



Chuck fit
hexagonal 28.8 x 152 mm
RENNSTEIG Type 246

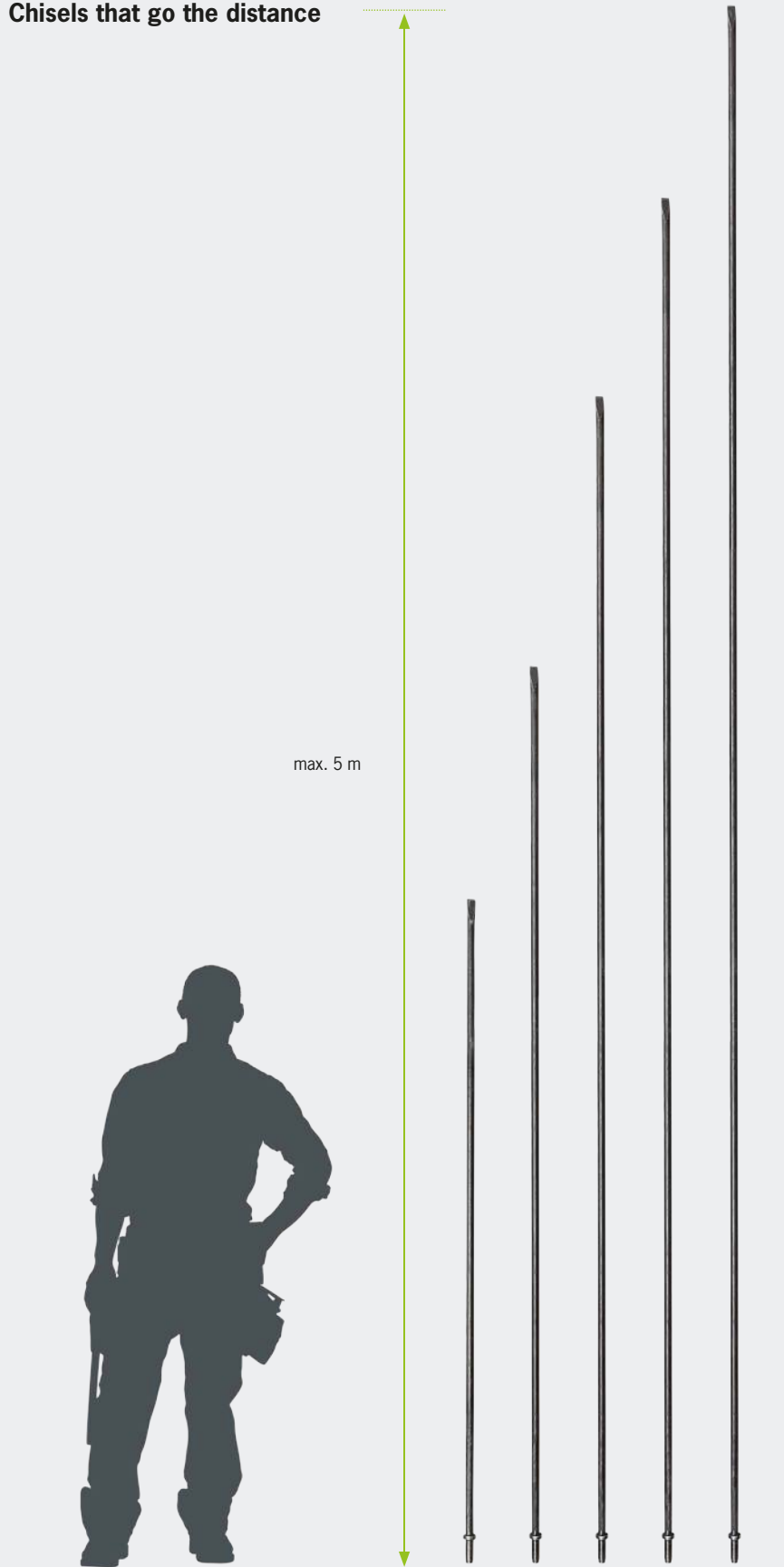


Info

The shank chisels are available with the most common tips, in the form of flat cold, pointed and spade chisels. We would be happy to advise you with regard to your specific requirements.
Are you looking for other chisel holders or chisel designs?
Feel free to contact us – we will find a solution for you.

Shank chisels

Chisels that go the distance



Flat tip



Pointed tip



2 different insertion options

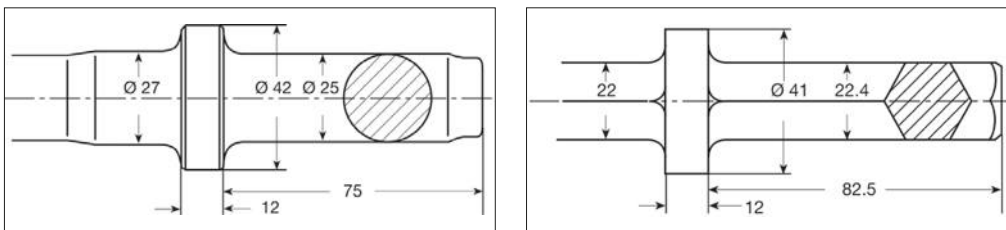
Made-to-order: XXL chisels from RENNSTEIG.

Extra-long chisels are used primarily in foundries, construction and mining. The name "XXL chisel" perfectly illustrates the size of these products, which are indispensable for all kinds of applications and special uses. The shapes and sizes of the chisels are determined by their intended use and adapted to this.

RENNSTEIG has the technical capacities to manufacture extra-long chisels. The maximum possible production length of the chisels depends on the material used. Generally speaking, RENNSTEIG is able to produce machine and hand chisels up to a total length of five metres. These large chisels are offered with two different shank ends.

The tip shape is a decisive factor and is extremely relevant when it comes to using the XXL chisels. We supply the most common tip shapes, such as pointed and flat, and can also supply custom shapes to meet your requirements. Please contact us regarding any special requirements - we will be happy to advise you.

Needless to say, RENNSTEIG also offers you an XXL service. Our sales team can provide you with in-depth knowledge, along with an extensive product portfolio. We will be happy to provide you with specific solutions to meet any special requests that you might have. We'll also repair your XXL chisels, and take care of pick-up and delivery. Repairs are carried out at our Altersbach facility in accordance with the relevant quality specifications. This guarantees maximum service life for the repaired products.



Possible shank ends



Inductive tempering



XXL chisel in use

Info

Due to their size and weight, special delivery and transport conditions apply to the XXL chisels. We will be happy to advise you - please call us on +49 3 68 47 / 4 41-0 or email us at info@rennsteig.com





Wrecking Bars, Cowbars

Wrecking Bars, Cowbars


Made tough for the tough jobs



Art. No. 275 600 2 + 271 600 2



Crowbar for leverage and pulling nails




Long-life, red powder coating for better visibility on the construction site



Chisel end for levering and removing panels

RENNSTEIG Wrecking Bar

- For extracting hammered metal nails and for prying open, moving or loosening objects
- Made from special tool steel, forged
- Wrecking bars specially heat-treated for increased resistance to breakage
- Nail lifter side and chisel side are hardened to meet the most demanding requirements
- Material cross-section flat-oval or hexagonal
- Flat-oval profile – up to 50% higher resistance to bending compared to the hexagonal profile with the same weight



Info

Bend without breaking!
Thanks to our special manufacturing process, RENNSTEIG wrecking bars guarantee maximum work safety in all areas of application.

Wrecking Bars, Cowbars

Wrecking bars flat-oval

- Made from special tool steel, forged
- Shatterproof thanks to a special manufacturing process
- Nail lifter side and chisel side are hardened to meet the most demanding requirements
- Long-life, red powder coating for better visibility on the construction site
- ULTIMAX version exceptionally robust for the tough jobs



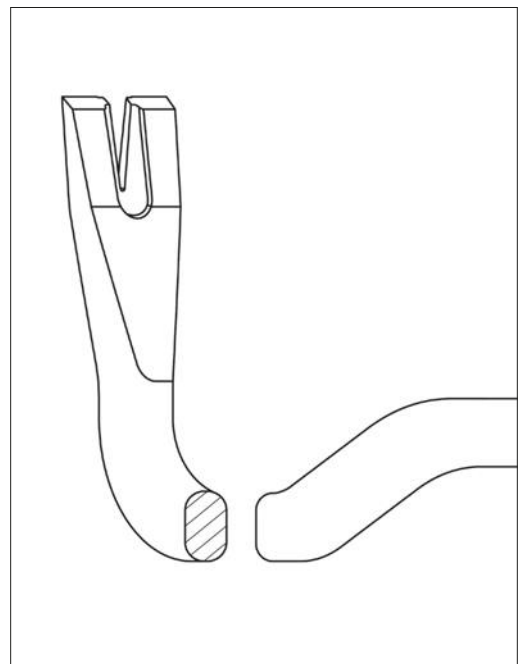
Art. No. 275 600 2







Art. No. 276 600 2



Easy to use, even when carrying out demolition work from a distance, thanks to the long lever arm



Flat-oval profile – these wrecking bars are more robust and are lighter than hexagonal wrecking bars of the same size


Art. No.	EAN 4049002	 mm	 mm	 g	
ULTIMAX wrecking bars					
275 600 2	024344	26 x 16	600	1,880	1
275 800 2	024351	26 x 16	800	2,450	1
275 1000 2	012082	26 x 16	1,000	3,060	1
Wrecking bars flat-oval					
276 400 2	086694	20 x 12	400	800	1
276 500 2	086700	20 x 12	500	980	1
276 600 2	086717	23 x 13	600	1,400	1
276 800 2	086724	23 x 13	800	1,900	1
276 1000 2	086687	23 x 13	1,000	2,500	1

Wrecking bars, hexagonal

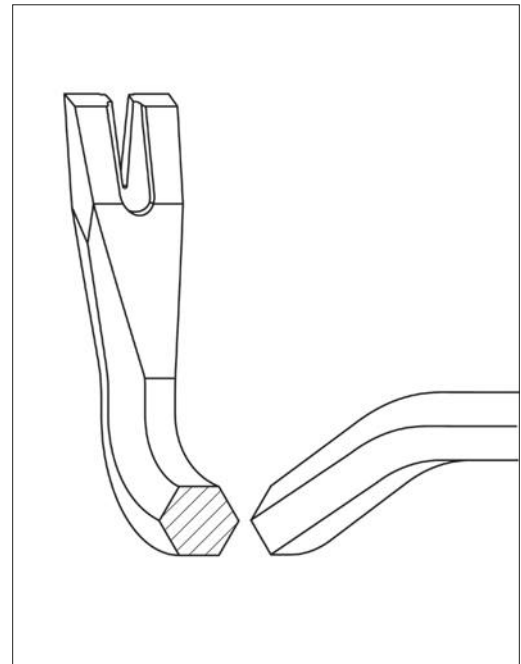
- Made from special tool steel, forged
- Shatterproof thanks to a special manufacturing process
- Nail lifter side and chisel side are hardened to meet the most demanding requirements
- Long-life, red powder coating for better visibility on the construction site



Art. No. 271 600 2



Suitable not only for pulling out nails, but also for demolition work



Hexagonal profile – better contact surface at the bend prevents indentations in the material

Art. No.	EAN 4049002	mm	mm	g	
Wrecking bars, hexagonal					
271 400 2	007064	18	400	1,030	1
271 500 2	003042	18	500	1,180	1
271 600 2	003059	18	600	1,500	1
271 700 2	023347	18	700	1,700	1
271 800 2	003066	18	800	1,930	1
271 1000 2	003073	20	1,000	2,860	1



Wrecking Bars, Cowbars

Wrecking bars XS

- Extra-short version for working on slate roofs and wall panelling
- Small, handy and lightweight design
- Made from special tool steel, forged
- Hardened throughout for optimum transmission of force
- Long-life, red powder coating for better visibility on the construction site



Art. No. 2722 270 2





Art. No.	EAN 4049002	 mm	 mm	 g	
2722 270 2	153723	12	270	270	10

Box Chisel

- For easy opening of crates and transport boxes and for prying open, moving and levering
- Made from special tool steel, forged
- Hardened throughout
- Chisel end painted silver
- Box chisel painted red



Art. No. 279 300 1






Art. No.	EAN 4049002	 mm	 mm	 g	
279 300 1	024412	14	300	429	1

Straightening/Mounting Bars

- For use in workshops, in the skilled trades etc. for aligning components and panelling and for levering heavy loads
- Made from special tool steel, forged
- Hardened throughout
- Long-life, red powder coating for better visibility on the construction site



Art. No. 273 600 2

Art. No.	EAN 4049002	 mm	 mm	 mm	 g	
273 400 2	046889	16	5	400	580	5
273 500 2	024818	20	5	500	1,080	5
273 600 2	015625	20	5	600	1,380	3

Crowbars

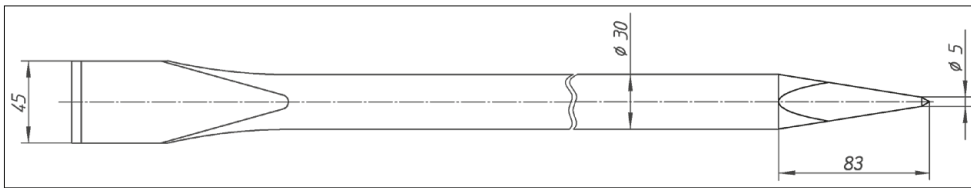
- Extremely sturdy design
- Made from special tool steel, forged
- Durable black powder coating
- Diameter 30 mm, length 1 m or 1.50 m
- Working tips available as a tip, claw or cutting edge, straight or curved
- Grip end optionally available as a ball
- Areas of application: in road, steel and timber construction for dismantling or demolition work



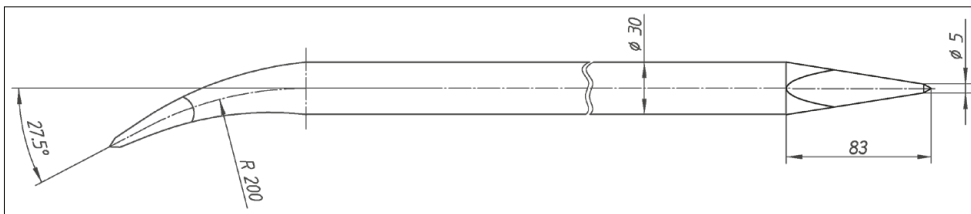
Art. No. 2735 1500 2




Art. No. 2731 1500 2



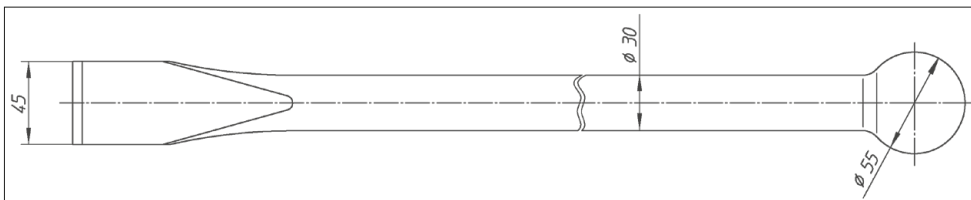
Art. No. 2732 1000 2 / 2732 1500 2 straight edge, tip



Art. No. 2731 1000 2 / 2731 1500 2 curved edge, tip



Art. No. 2734 1000 2 / 2734 1500 2 claw curved, tip



Art. No. 2735 1500 2 edge straight, ball-tip

Info

Due to the size and weight of the crow bars certain special delivery and transporting instructions need to be considered. We will be happy to advise you - please call us on +49 3 68 47 / 4 41-0 or email us at info@rennsteig.com





Assembly / Disassembly tools

Remove damaged bolts,
for right or left-hand thread



Art. No. 471 005 3 / 471 003 3 / 471 001 3



Center punch function




Double edge - slip-proof two-edge penetration in threaded fastener




Hexagonal head

Screw extractor

- For extracting broken screws or threaded bolts from threaded holes without causing damage
- Salvage high-quality products
- Can be used for right-hand and left-hand threads
- Material: CrV steel, hardened
- Surface finish: zinc-phosphated
- Service life varies depending on the hardness of the mating material



Centre punch stuck screw



Pre-drill with suitable drill bit



Insert suitable screw extractor



Use suitable tool to loosen and remove stuck screw

Double-edged screw extractor


- For extracting broken screws or threaded bolts from threaded holes without causing damage - salvage high-quality products
- Can be used for right-hand and left-hand threads
- Material: CrV steel, hardened
- Surface finish: zinc-phosphated, polished cutting surface
- Service life varies depending on the hardness of the mating material
- Pre-drill the screw to be removed with a suitable drill bit
- Tap the extractor into the drill hole and loosen the screw



Art. No. 471 001 3



Art. No. 471 007 3



Art. No.	EAN 4049002	Size	mm	Drill Ø mm (min)	Drill Ø mm (max)	Screws min	Screws max	a/f inch	Drill min	Drill max	Screws min	Screws max	mm	g	
471 001 3	020872	1	6.35	3.2	4.8	M5	M6	1/4	1/8	3/16	3/16	1/4	59	9	1
471 002 3	020889	2	9.5	4.8	7.1	M8	M10	3/8	3/16	1/4	5/16	3/8	66	20	1
471 003 3	020896	3	12.7	6.4	9.5	M10	M12	1/2	1/4	3/8	7/16	1/2	73	42	1
471 004 3	020902	4	15.9	9.5	12.7	M12	M16	5/8	3/8	7/16	1/2	9/16	80	72	1
471 005 3	020919	5	19	11.1	15.9	M16	M20	3/4	7/16	9/16	5/8	3/4	87	115	1
471 006 3	020926	6	22	14.3	19.1	M20	M24	7/8	9/16	3/4	7/8	1/1	96	130	1
471 007 3	020933	7	25.4	19.1	23.8		M30	1	3/4	15/16	1/1	1/1	107	286	1

Double-edged screw extractor sets

- Assortment of screw extractors for screws M5 to M20 (5-piece)
- 5-piece in metal case, black tool pouch, blue plastic pouch or plastic tube
- 3-piece only in plastic tube



Art. No. 471 901 3



Art. No. 471 906 3



Art. No. 471 900 3



Art. No. 471 903 3



Art. No. 471 904 3

Art. No.	EAN 4049002	Contents	↔ mm	⚖ g	📦
471 900 3	019159	471 001 3 Double-edged screw extractor 471 002 3 Double-edged screw extractor 471 003 3 Double-edged screw extractor 471 004 3 Double-edged screw extractor 471 005 3 Double-edged screw extractor		242	1
471 901 3	022791	471 001 3 Double-edged screw extractor 471 002 3 Double-edged screw extractor 471 003 3 Double-edged screw extractor 471 004 3 Double-edged screw extractor 471 005 3 Double-edged screw extractor		442	1
471 903 3	096976	471 001 3 Double-edged screw extractor 471 002 3 Double-edged screw extractor 471 003 3 Double-edged screw extractor		60	1
471 904 3	096594	471 001 3 Double-edged screw extractor 471 002 3 Double-edged screw extractor 471 003 3 Double-edged screw extractor 471 004 3 Double-edged screw extractor 471 005 3 Double-edged screw extractor		240	1
471 906 3	139451	471 001 3 Double-edged screw extractor 471 002 3 Double-edged screw extractor 471 003 3 Double-edged screw extractor 471 004 3 Double-edged screw extractor 471 005 3 Double-edged screw extractor		244	1

Spiral screw extractor


- For extracting broken screws or threaded bolts from threaded holes without causing damage - salvage high-quality products
- Only suitable for right-hand threads
- Material: CrV steel, hardened
- Surface finish: zinc-phosphated
- Service life varies depending on the hardness of the mating material



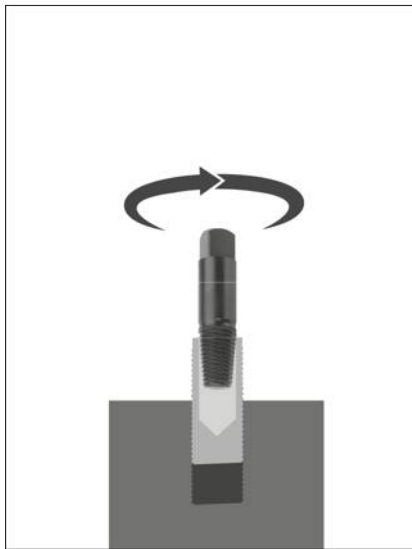
Art. No. 470 001 3



Art. No. 470 008 3



Pre-drill with suitable drill bit



Insert screw extractor with suitable tool into the stuck screw, loosen screw and remove

Art. No.	EAN 4049002	Size	Tip Ø mm	Shank Ø mm	Drill Ø mm (min)	Drill Ø mm (max)	Screws min	Screws max	↔ mm	⚖ g	📦
470 001 3	000454	1	1.75	3.6	2	3.5	M3	M6	50	3	10
470 002 3	000461	2	2.2	5	3	4.5	M6	M8	57	7	10
470 003 3	000478	3	3.3	6.5	4	6	M8	M11	64	13	10
470 004 3	000485	4	4.75	8.8	6	8.5	M11	M14	71	27	10
470 005 3	051869	5	6.35	11	7	11	M14	M18	78	45	10
470 006 3	000508	6	9.5	15	11	14.5	M18	M24	85	91	5
470 007 3	000515	7	12.7	19	14.5	19	M24	M33	92	157	5
470 008 3	000522	8	17.5	24	20	23.5	M33	M45	100	281	5

Screw extractor sets “Spiral”

- Various assortments of screw extractors in a plastic tube
- 5-piece for screws M3 to M18
- 6-piece for screws M3 to M24
- 8-piece for screws M3 to M45



Art. No. 470 900 3



Art. No. 470 901 3



Art. No. 470 902 3


Art. No.	EAN 4049002	Contents	↔ mm	⚖ g	📦
470 900 3	000539	470 001 3 Spiral screw extractor 470 002 3 Spiral screw extractor 470 003 3 Spiral screw extractor 470 004 3 Spiral screw extractor 470 005 3 Spiral screw extractor		110	1
470 901 3	000546	470 001 3 Spiral screw extractor 470 002 3 Spiral screw extractor 470 003 3 Spiral screw extractor 470 004 3 Spiral screw extractor 470 005 3 Spiral screw extractor 470 006 3 Spiral screw extractor		217	1
470 902 3	000553	470 001 3 Spiral screw extractor 470 002 3 Spiral screw extractor 470 003 3 Spiral screw extractor 470 004 3 Spiral screw extractor 470 005 3 Spiral screw extractor 470 006 3 Spiral screw extractor 470 007 3 Spiral screw extractor 470 008 3 Spiral screw extractor		707	1

Angular assembly bars

- Special tool steel, round cross-section, red powder coated
- hardened throughout



Art. No. 278 020 2



Art. No.	EAN 4049002	└ mm	└ mm	○ mm	∠ mm	∠ mm	↔ mm	⚖ g	📦
278 010 2	024283	300	100	10	50	5	300	202	1
278 012 2	024290	350	110	12	60	5	350	340	1
278 014 2	024306	400	120	14	70	6	400	524	1
278 016 2	024313	450	130	16	80	6	450	745	1
278 020 2	024320	500	150	20	90	7	500	1,293	1
278 026 2	024337	550	170	26	100	8	550	2,396	1

Mounting Tool with Tip

- Special tool steel, painted
- Hardened, striking head tempered



Art. No. 449 500 1

Art. No.	EAN 4049002	 mm	 mm	 mm	 g	
449 500 1	112409	20	170	5	1,058	5





Release lever

- To release door linings on vehicles
- Black powder-coating (PVC) for a better sliding performance and to avoid damages to lacquered surfaces



Art. No. 449 250 2



Art. No.	EAN 4049002	Blade width mm	Blade thickness mm	Notch width mm	 mm	 mm	 g	
449 250 2	121869	26	2	7.4	10	265	150	10





Scrapers

Scrapers

Replaceable carbide tip
for long life



Art. No. 465 020 0 / 465 025 0 / 465 030 0



Four-blade carbide tip



Carbide tip quick to replace



Ergonomic real wood handle

Flat scrapers with carbide tip

- For processing and straightening flat surfaces
- Made of high-alloy tool steel
- Curved blades ground on both sides
- Slim, ergonomic design
- Durable black powder coating







Art. No. 465 030 0



Shape of the working tip



Art. No.	EAN 4049002	Blade length mm	 mm	 mm	 g	
Flat scrapers with carbide tip						
465 020 0	021077	310	20x5	430	318	1
465 025 0	021084	325	25x5	459	419	1
465 030 0	021091	325	30x5	459	503	1
Replacement carbide tip						
465 020 0 0	021107		20x2	25	16	1
465 025 0 0	021114		25x2	25	20	1
465 030 0 0	021121		30x2	25	24	1

Scrapers

Flat scrapers with carbide tip





- For processing and straightening flat surfaces
- Made of high-alloy tool steel
- Soldered carbide tip with curved blade ground on both sides
- Blue dip-coated
- Ergonomic real wood handle



Art. No. 465 115 1



Shape of the working tip

Art. No.	EAN 4049002	Blade length mm	 mm	 mm	 g	
Flat scrapers with carbide tip						
465 115 1	024467	190	15 x 5	290	171	10
465 120 1	024474	210	20 x 5	330	220	10
465 125 1	024481	240	25 x 5	360	290	10
465 130 1	024498	290	30 x 5	410	398	5

Flat scrapers

- For processing and straightening flat surfaces
- Made of high-alloy tool steel
- Curved blades ground on both sides
- Blue dip-coated
- Ergonomic real wood handle
- Tip similar to DIN 8350, shape A







Art. No. 460 150 0



Shape of the working tip



Art. No.	EAN 4049002	Blade length mm	 mm	 mm	 g	
Flat scrapers						
460 100 0	008405	100	20 x 5	200	115	10
460 150 0	002892	150	20 x 5	250	152	10
460 175 0	006777	175	20 x 5	275	171	10
460 200 0	002908	200	20 x 5	320	207	10
460 250 0	002915	250	25 x 6	370	348	10
460 300 0	002922	300	25 x 6	420	397	10

Triangular scrapers

- For processing curves and for deburring work
- Made of high-alloy tool steel
- Ground triangular working surfaces
- Blue dip-coated
- Ergonomic real wood handle
- Tip similar to DIN 8350, shape B







Art. No. 461 200 0



Shape of the working tip



Art. No.	EAN 4049002	Blade length mm	 mm	 mm	 g	
Triangular scrapers						
461 100 0	006784	100	10 mm	200	78	10
461 125 0	008412	125	10 mm	225	88	10
461 150 0	002939	150	10 mm	250	99	10
461 175 0	008429	175	10 mm	275	110	10
461 200 0	002946	200	10 mm	320	136	10

Triangular hollow-ground scrapers

- For working on three-dimensional contours or for deburring work
- Ideal for hard-to-reach areas
- Made of high-alloy tool steel
- Ground triangular working surfaces
- Blue dip-coated
- Ergonomic real wood handle
- Tip similar to DIN 8350, shape C







Art. No. 462 200 0



Shape of the working tip



Art. No.	EAN 4049002	Blade length mm	 mm	 mm	 g	
Triangular hollow-ground scrapers						
462 100 0	006791	100	14 mm	200	100	10
462 125 0	006951	125	14 mm	225	110	10
462 150 0	002977	150	14 mm	250	120	10
462 175 0	006968	175	14 mm	275	135	10
462 200 0	002984	200	16 mm	320	155	10
462 250 0	002991	250	16 mm	370	175	10
462 300 0	003004	300	16 mm	420	205	10

Scrapers

Precision mechanic's scraper

- For processing curves and for deburring work
- Ideal for hard-to-reach areas
- Made of high-alloy tool steel
- Ground triangular working surfaces
- Blue dip-coated
- Ergonomic real wood handle







Art. No. 466 175 0



Shape of the working tip



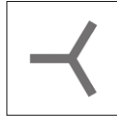
Art. No.	EAN 4049002	Blade length mm	 mm	 mm	 g	
Precision mechanic's scraper						
466 175 0	021145	80	7 mm	170	32	10

PROFILIT precision mechanic's scraper

- For processing curves and for deburring work
- Working tip made from high-alloy tool steel
- Ground triangular working surfaces
- Compact design for hard-to-reach areas
- Ergonomic black plastic grip with protective cap







Art. No. 466 150 0



Shape of the working tip



Art. No.	EAN 4049002	Blade length mm	 mm	 mm	 g	
PROFILIT precision mechanic's scraper						
466 150 0	024504	25	8 mm	145	28	10

Scrapers

Triangular spoon scrapers

- For processing curves and for deburring work
- Made of high-alloy tool steel
- Forged tip with ground working surfaces
- Working tip sharpened
- Blue dip-coated
- Ergonomic real wood handle







Art. No. 464 200 0



Shape of the working tip



Art. No.	EAN 4049002	Blade length mm	 mm	 mm	 g	
Triangular spoon scrapers						
464 100 0	008443	100	8 mm	200	75	10
464 125 0	008450	125	8 mm	225	82	10
464 150 0	008467	150	8 mm	250	90	10
464 200 0	008474	200	10 mm	320	178	10
464 250 0	008481	250	10 mm	370	213	10
464 300 0	008498	300	10 mm	420	243	10

Spoon scrapers





- For processing curves and for deburring work
- Made of high-alloy tool steel
- Forged tip with ground working surfaces
- Blue dip-coated
- Ergonomic real wood handle



Art. No. 463 200 0



Shape of the working tip

Art. No.	EAN 4049002	Blade length mm	 mm	 mm	 g	
Spoon scrapers						
463 100 0	003011	100	8 mm	200	66	10
463 150 0	006975	150	8 mm	250	103	10
463 200 0	003028	200	8 mm	320	179	10
463 250 0	003035	250	10 mm	370	212	10
463 300 0	008436	300	10 mm	420	239	10

Seal scrapers

- For removing seals, silicone joints, etc.
- Made of high-alloy tool steel
- Extra-flat forged, ground blade
- Blue dip-coated
- Ergonomic real wood handle




Art. No. 463 260 09



Shape of the working tip



Art. No.	EAN 4049002	Blade length mm	 mm	 mm	 g	
Seal scrapers						
463 260 09	024511	150	24	270	161	10





Punching tools

Punching tools


**Manufacture
various seal sizes**



Art. No. 140 026 0



Conical cutting head, polished and blank, slightly conical on the inside to remove stamped out material



Cutting edge sharpened, hardened and tempered



Laser engraved

Wad Punches

- For stamping out or producing gaskets and seal rings from materials such as rubber, leather, felt, plastic, cork, fabric or similar components
- Multi-layer wooden boards or polyamide boards should be used as a base impact support for stamping
- Made from special tool steel, forged
- Tool shape according to DIN 7200 A
- Black dip-coated



Art. No. 140 002 0



Art. No. 140 025 0



Art. No.	EAN 4049002	Hole dia. mm	Hole dia. Inch	↔ mm	⚖ g	📦
140 002 0	140020	2	1/16	100	42	10
140 003 0	140037	3	1/8	100	43	10
140 004 0	140044	4	5/32	100	44	10
140 005 0	140051	5	3/16	105	56	10
140 006 0	140068	6	1/4	105	57	10
140 007 0	140075	7	9/32	105	57	10
140 008 0	140082	8	5/16	115	81	10
140 009 0	140099	9	11/32	115	81	10
140 010 0	140105	10	3/8	115	80	10
140 011 0	140112	11	7/16	125	114	10
140 012 0	140129	12	15/32	125	114	10
140 013 0	140136	13	1/2	125	113	10
140 014 0	140143	14	9/16	135	157	10
140 015 0	140150	15		135	167	10
140 016 0	140167	16	5/8	135	157	10
140 017 0	140174	17		135	157	6
140 018 0	140181	18	11/16	140	195	6
140 019 0	140198	19	3/4	140	196	6
140 020 0	140204	20	25/32	140	192	6

Punching tools

Wad Punches

· Larger hole diameters on request



Art. No. 140 026 0



Art. No. 140 075 0

Art. No.	EAN 4049002	Hole dia. mm	Hole dia. Inch	↔ mm	⚖ g	📦
140 021 0	140211	21		160	270	6
140 022 0	140228	22	7/8	160	284	6
140 023 0	140235	23		160	276	6
140 024 0	140242	24	15/16	160	271	6
140 025 0	140259	25	1	165	380	6
140 026 0	140266	26		165	375	6
140 027 0	140273	27	1 1/16	165	376	3
140 028 0	140280	28	1 1/8	175	453	3
140 029 0	140297	29		175	433	3
140 030 0	140303	30		175	437	3
140 031 0	140310	31	1 3/16	175	502	3
140 032 0	140327	32	1 1/4	175	487	3
140 033 0	140334	33		175	488	3
140 034 0	140341	34		180	595	3
140 035 0	140358	35		180	590	3
140 036 0	140365	36	1 3/8	180	584	3
140 037 0	140372	37		180	574	3
140 038 0	140389	38	1 1/2	190	708	3
140 039 0	140396	39		190	705	3
140 040 0	140402	40		190	701	2
140 041 0	140419	41		205	1,090	2
140 042 0	140426	42	1 5/8	205	1,080	2
140 043 0	140433	43		205	999	2
140 044 0	140440	44		205	1,001	2
140 045 0	140457	45	1 3/4	205	1,035	2
140 046 0	140464	46		205	1,036	2
140 047 0	140471	47		215	1,034	2
140 048 0	140488	48	1 7/8	215	1,036	2
140 049 0	140495	49		215	1,032	2
140 050 0	140501	50	2	215	1,011	2
140 055 0	140556	55		220	1,230	1
140 060 0	140600	60		240	1,746	1
140 065 0	140655	65		240	1,673	1
140 070 0	140709	70	2 3/4	250	2,210	1
140 075 0	140754	75		255	2,320	1

Set of Wad Punches

- Art. no. 140 900 0, 9-piece, hole diameter 3-19 mm (increasing in steps of 2 mm)
- Art. no. 140 901 0, 19-piece, hole diameter 2-20 mm (increasing in steps of 1 mm)
- Art. no. 140 902 0, 15-piece, hole diameter 2-30 mm (increasing in steps of 2 mm)
- Black roll-up tool pouch made of hard-wearing polyester fabric with adjustable quick-release fasteners



Art. No. 140 900 0



Art. No. 140 901 0



Art. No. 140 902 0

Art. No.	EAN 4049002	Contents	↔ mm	⚖ g	📦
140 900 0	111778	140 003 0 Wad Punches 140 005 0 Wad Punches 140 007 0 Wad Punches 140 009 0 Wad Punches 140 011 0 Wad Punches 140 013 0 Wad Punches 140 015 0 Wad Punches 140 017 0 Wad Punches 140 019 0 Wad Punches		1,031	1
140 901 0	111785	140 002 0 Wad Punches 140 003 0 Wad Punches 140 004 0 Wad Punches 140 005 0 Wad Punches 140 006 0 Wad Punches 140 007 0 Wad Punches 140 008 0 Wad Punches 140 009 0 Wad Punches 140 010 0 Wad Punches 140 011 0 Wad Punches 140 012 0 Wad Punches 140 013 0 Wad Punches 140 014 0 Wad Punches 140 015 0 Wad Punches 140 016 0 Wad Punches 140 017 0 Wad Punches 140 018 0 Wad Punches 140 019 0 Wad Punches 140 020 0 Wad Punches		2,204	1
140 902 0	111792	140 002 0 Wad Punches 140 004 0 Wad Punches 140 006 0 Wad Punches 140 008 0 Wad Punches 140 010 0 Wad Punches 140 012 0 Wad Punches 140 014 0 Wad Punches 140 016 0 Wad Punches 140 018 0 Wad Punches 140 020 0 Wad Punches 140 022 0 Wad Punches 140 024 0 Wad Punches 140 026 0 Wad Punches 140 028 0 Wad Punches 140 030 0 Wad Punches		3,059	1


Punching tools

Wad Punches


- Tools in storage box with option to hang up (self-service individual packaging)



Art. No. 140 010 0 SB

Art. No.	EAN 4049002	Hole dia. mm	Hole dia. Inch	↔ mm	⚖ g	
140 002 0 SB	134708	2	1/16	100	60	
140 003 0 SB	134715	3	1/8	100	60	
140 004 0 SB	134722	4	5/32	100	60	
140 005 0 SB	134739	5	3/16	105	60	
140 006 0 SB	134746	6	1/4	105	60	
140 007 0 SB	134753	7	9/32	105	60	
140 008 0 SB	134760	8	5/16	115	85	
140 009 0 SB	134777	9	11/32	115	85	
140 010 0 SB	134784	10	3/8	115	85	
140 011 0 SB	134791	11	7/16	125	160	
140 012 0 SB	134807	12	15/32	125	140	
140 013 0 SB	134814	13	1/2	125	120	
140 014 0 SB	134821	14	9/16	135	180	
140 015 0 SB	134838	15		135	180	
140 016 0 SB	134845	16	5/8	135	160	
140 017 0 SB	134852	17		135	160	
140 018 0 SB	134869	18	11/16	140	200	
140 019 0 SB	134876	19	3/4	140	200	
140 020 0 SB	134883	20	25/32	140	200	
140 021 0 SB	134890	21		160	300	
140 022 0 SB	134906	22	7/8	160	300	
140 023 0 SB	134913	23		160	300	
140 024 0 SB	134920	24	15/16	160	300	
140 025 0 SB	134937	25	1	165	420	
140 026 0 SB	134944	26		165	400	
140 027 0 SB	134951	27	1 1/16	165	400	
140 028 0 SB	134968	28	1 1/8	175	480	
140 029 0 SB	134975	29		175	480	
140 030 0 SB	134982	30		175	460	
140 031 0 SB	134999	31	1 3/16	175	560	
140 032 0 SB	135002	32	1 1/4	175	540	
140 033 0 SB	135019	33		175	520	
140 034 0 SB	135026	34		180	680	
140 035 0 SB	135033	35		180	660	

Wad Punches

Art. No.	EAN 4049002	Hole dia. mm	Hole dia. Inch	↔ mm	⚖ g	
140 036 0 SB	135040	36	1 3/8	180	640	
140 037 0 SB	135057	37		180	620	
140 038 0 SB	135064	38	1 1/2	190	760	
140 039 0 SB	135071	39		190	740	
140 040 0 SB	135088	40		190	720	
140 041 0 SB	135095	41		205	1,200	
140 042 0 SB	135101	42	1 5/8	205	1,150	
140 043 0 SB	135118	43		205	1,150	
140 044 0 SB	135125	44		205	1,150	
140 045 0 SB	135132	45	1 3/4	205	1,100	
140 046 0 SB	135149	46		205	1,100	
140 047 0 SB	135156	47		215	1,150	
140 048 0 SB	135163	48	1 7/8	215	1,150	
140 049 0 SB	135170	49		215	1,100	
140 050 0 SB	135187	50	2	215	1,100	

Revolving Punch Pliers


- For punching holes in paper, leather, textiles, plastic material
- Pliers body made from high-quality tool steel
- With 6 interchangeable hole punches Ø 2.0/2.5/3.0/3.5/4.0/5.0 mm
- With opening spring and pawl



Art. No. 103 220 2



Art. No. 104 220 4

Art. No.	EAN 4049002	Name	Capacity Ø mm	↔ mm	⚖ g	
103 220 2	000430	Revolving Punch Pliers powder coated	2-5	240		1
104 220 4	000447	Revolving Punch Pliers with plastic grips	2-5	240	320	1
105 220 4	006807	Revolving Punch Pliers with plastic grips on card	2-5	240	260	1





Pipe cutters / Notching pliers

Pipe cutters and Notching pliers

Right-angle cutting of hoses and pipes



Art. No. 502 1001 6



Universal support for perpendicular positioning



Cutting of liquid, multilayer and pneumatic hoses/tubes



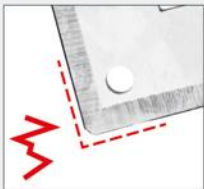
Replaceable blade

Tube and hose shears Perfect Cut

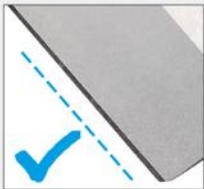
- Suitable for all standard liquid, multilayer and pneumatic hoses and tubing on the market
- Handles wide range of diameters from Ø 4 mm to 20 mm
- Opens automatically with spring mechanism
- Low manual force needed (< 100 N)
- Permanently sharp, high-quality blade with long service life, replaceable
- Ergonomic handle design



Art. No. 502 1001 6

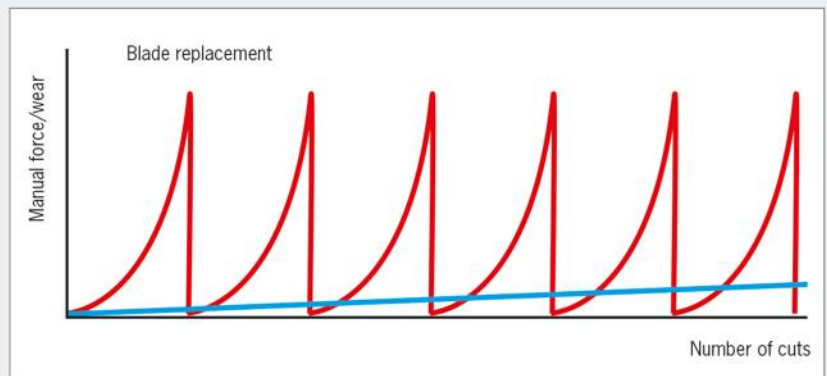


Comparable product



Perfect Cut

> 20,000 cuts through composite tube



Effect of wear on manual force required

Art. No.	EAN 4049002	Name	Capacity Ø mm	↔ mm	⚖ g	📦
502 1001 6	139857	Tube and hose shears Perfect Cut with rectangular blade	4 – 20	185	200	1
502 011 0 0	121043	Replacement triangular blade			25	1
502 021 0 0	007866	Replacement rectangular blade			25	1

Pipe cutters and Notching pliers

Cutters for protective pipe and hose

- For cutting thin-walled plastic pipe (such as plastic protective outer pipe) and plastic and rubber hose, including fabric-reinforced, up to 25 mm outer diameter
- Not for cable cutting
- With opening spring and pawl
- Tool body: plastic, fibreglass-reinforced
- Blade of special tool steel, oil-hardened, replaceable



Art. No. 502 038 6



Art. No.	EAN 4049002	Name	Capacity Ø mm	↔ mm	⚖ g	📦
502 038 6	091933	Cutters for protective pipe and hose	25	185	200	1
502 038 0 0	091926	Spare blade			30	1

ECO Pipe Cutter for composite plastic pipe

- For precise right-angle cutting of aluminum composite and plastic pipes from 12 to 25 mm dia. (not suitable for cutting cable)
- Clean, smooth, burr-free cuts
- replaceable blades of special high-strength steel, oil-hardened and tempered
- Ergonomically designed glass-fibre reinforced plastic handles



Art. No. 502 037 6



Art. No. 502 033 6



Art. No.	EAN 4049002	Name	Capacity Ø mm	↔ mm	⚖ g	📦
502 037 6	091940	ECO Pipe Cutter for composite plastic pipe with rectangular blade	12-25	185	200	1
502 033 6	133992	ECO Pipe Cutter for composite plastic pipe with triangular blade	12-25	185	200	1
502 021 0 0	007866	Replacement rectangular blade			25	1
502 011 0 0	121043	Replacement triangular blade			25	1

Pipe cutters and Notching pliers

Cut without deformation
or burrs



Art. No. 502 026 6



Cutting protective outer pipe



Cutting aluminium compound pipe



Calibration and chamfering composite pipe ends

Pipe Cutter for composite and protective pipes

- Precise right-angle cutting of aluminum composite and plastic pipes from 12 to 26 mm diameter
- Clean, smooth, burr-free cuts
- Safe cutting of corrugated outer protective pipe without damaging the inner pipe
- Short cutting distances (90°) allow cutting of protective outer pipe when installed
- Option to install calibration arbour, e.g. for Geberit pipes of 11.5 and 15 mm diameter
- available with rectangular or triangular blade
- Replaceable blades
- Also available without outer pipe cutting attachment
- Ergonomically shaped two-component grip



Art. No. 502 026 6




Art. No. 502 011 6



Art. No. 502 031 6



Cutting with the Rennsteig pipe cutter - a smooth precision cut that does not deform the pipe.



Cutting with conventional cutters - high effort, high deformation of the pipe

Art. No.	EAN 4049002	Name	Capacity Composite pipe Ø mm	Capacity Protective pipe Ø mm	↔ mm	⚖ g	📦
502 026 6	017513	Pipe Cutter for composite and protective pipes with rectangular blade, with calibration arbour	12–26	18–35	210	421	1
502 030 6	015908	Pipe Cutter for composite and protective pipes with rectangular blade, without calibration arbour	12–26	18–35	210	378	1
502 031 6	017520	Pipe Cutter for composite and protective pipes with rectangular blade, without calibration arbour, without protection pipe cutter	12–26		195	327	1
502 011 6	112669	Pipe Cutter for composite and protective pipes with triangular blade, without calibration arbour	12–26	18–35	210	378	1
502 021 0 0	007866	Replacement rectangular blade				25	1
502 011 0 0	121043	Replacement triangular blade				25	1
502 122 0 0	153358	Replacement blade block for protective pipe				7	1
502 023 3 0	007880	Calibration arbour for dia. 11.5 and 15 mm pipe				10	1

Pipe cutters and Notching pliers

Pipe cutter for composite/plastic pipes

- For cutting composite and plastic pipes up to \varnothing 26 mm
- Freely rotating cutting wheel allows the pipe to be rotated with minimal friction when cutting
- Effortless penetration of the cutting wheel with minimal deformation of the pipe
- Up to 60 % less force required compared to pipe cutters with a fixed blade
- Also suitable for composite pipes with a thicker aluminium layer (such as Geberit Mepla)
- Wide plastic moulded supports allow perfectly right-angled cuts
- Allows for very short correction sections
- Ergonomically shaped two-component grip



Art. No. 502 1008 6



Straight and neat cuts without deformation.



Right-angle cutting of hoses and pipes

Art. No.	EAN 4049002	Name	Capacity Ø mm	↔ mm	⚖ g	📦
502 1008 6	070228	Pipe cutter for composite/plastic pipes	26	210	385	1
502 121 0 0	102448	Spare circular blade	26	64	28	1

Ratchet Pipe Cutter 40

- Burr-free cutting of aluminum composite and plastic pipes ranging from 26 to 40 mm diameter
- Precise vertical cut by automatic adaptation to pipe support
- One-hand operation using ratchet mechanism
- High safety standard
- Ergonomically shaped two-component grip



Art. No. 502 040 6



Automatic adjustment for the pipe diameter prevents idle strokes

Art. No.	EAN 4049002	Name	Capacity Ø mm	↔ mm	⚖ g	📦
502 040 6	018374	Ratchet Pipe Cutter 40	26-40	210	566	1
502 040 0 0	022999	Spare blade			92	1

Pipe cutters and Notching pliers

Simple and precise notching



Art. No. 503 002 3



Notch profiles

Notching Pliers

- For notching plastic skirtings, cases and cable ducts for plumbing related and electric installation
- Easy shear-action draw cut
- Neat cut edges, precise cuts in rubber lips on skirtings
- Available with different cutting profiles and grip lengths
- Easy handling with automatic spring opening after notching
- Cutting head of special tool steel
- Black-oxide finish
- Ergonomically shaped two-component grip



Art. No. 503 002 3



Art. No. 503 102 3



Recesses in section material of expansion gaps

Art. No.	EAN 4049002	Name	Notching profile	Cutting width a in mm	Cutting depth b in mm	↔ mm	⚖ g	📦
503 002 3	013133	Notching pliers 16		16	32	190	377	1
503 001 3	013119	Notching pliers 20		20	29	185	395	1
503 003 3	015915	Notching pliers 26 With depth stop		26	15	180	412	1
503 102 3	017537	Notching pliers Special blade geometry for recesses in section material of expansion gaps		16	32	190	420	1
503 103 3	017544	Notching pliers Special blade geometry for recesses in section material of expansion gaps		26	26	180	420	1

Pipe cutters and Notching pliers

Notching Pliers

- For notching plastic skirtings, cases and cable ducts for plumbing related and electric installation
- Easy shear-action draw cut
- Neat cut edges, precise cuts in rubber lips on skirtings
- Available with different cutting profiles and grip lengths
- Easy handling with automatic spring opening after notching
- Cutting head of special tool steel
- Black-oxide finish



Art. No. 503 001 39



Art. No.	EAN 4049002	Name	Notching profile	Cutting width a in mm	Cutting depth b in mm	↔ mm	⚖ g	📦
503 002 39	016127	Notching pliers 16L		16	32	250	429	1
503 001 39	016110	Notching pliers 20L		20	29	245	439	1
503 003 39	016134	Notching pliers 26L With depth stop		26	15	240	420	1

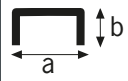
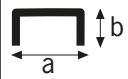
Notching Pliers for rubber gaskets

- For notching the rubber gaskets of glass facade panels
- Easy shear-action draw cut
- Neat cut edges, precise cuts
- Easy handling with automatic spring opening after notching
- Cutting head of special tool steel
- Black-oxide finish
- Ergonomically shaped two-component grip



Art. No. 503 022 3



Art. No.	EAN 4049002	Name	Notching profile	Cutting width a in mm	Cutting depth b in mm	↔ mm	⚖ g	📦
503 021 3	017551	Notching Pliers for rubber gaskets		51	15	200	625	1
503 022 3	017568	Notching Pliers for rubber gaskets		61	15	200	660	1

Pipe cutters and Notching pliers

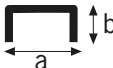
Notching Pliers for wiring ducts

- Special tool for breaking out middle ridges from wiring ducts
- Cutting length with one cut up to 80 mm
- Cutting width 24 mm
- Clean, burr-free cut down to duct floor
- Matrix with integrated ejector for cut segments



Art. No. 503 618 3



Art. No.	EAN 4049002	Name	Notching profile	Cutting width a in mm	Cutting depth b in mm	↔ mm	⚖ g	📦
503 618 3	026188	Notching Pliers for wiring ducts Cutting depth adjustable to max. 80 mm		24	80	260	700	1

Pelican Cutter

- For burr-free cutting of plastic panels, skirting and cable ducts
- Excellent cutting action – even at the shear tips
- Optimum lever action means uniform hand force required over entire cutting length
- Available in two designs with cutting lengths of 60 mm and 110 mm
- 110 mm cutter version available with positioner for bevel cuts



Art. No. 502 060 3



Art. No. 502 111 3



Art. No.	EAN 4049002	Name	Cutting length mm	↔ mm	⚖ g	📦
502 060 3	023361	Pelican Cutter	60	220	489	1
502 110 3	023378	Pelican Cutter	110	280	590	1
502 111 3	025358	Pelican Cutter with positioner for plates / trunks	110	280	767	1
502 060 0 0	023385	Spare blade	60		26	1
502 110 0 0	023392	Spare blade	110		43	1
502 111 0 0	026164	Spare Support	110		100	1





Pipe Wrenches


Pipe Wrenches

For a fast, precise, powerful grip

patented



Art. No. 1302 015 2



Adjusts for a perfect fit without removal from the workpiece



Quick and precise adjustment by pushbutton



Safe locking and gripping for the complete working range

Pipe Wrench, S-jaws with quick adjustment

- Time-saving, precise adjustment of the opening width at the touch of a button directly on the workpiece
- Made of chromium-vanadium steel, forged and hardened and tempered
- 45° angled „S“ jaws, shape C
- Teeth bright ground
- Teeth offset against the direction of rotation
- No unintentional misalignment of the shanks of the tool
- Pinch protection prevents crushing injuries
- Self-clamping even under maximum load
- High transmission of force due to fully hardened and tempered tool shanks
- High wear resistance due to additionally hardened teeth
- Two-tone powder-coated with plastic-coated grips




Art. No. 1302 010 2








Art. No. 1302 015 2



Art. No. 1302 020 2



Self-clamping mechanism for convenient handling

Art. No.	EAN 4049002	Size Inch	Grips	 mm	 mm	 g		 DIN 5234
1302 010 2	099830	1	Plastic-coated grips	0-42	325	930	1	•
1302 015 2	099847	1 1/2	Plastic-coated grips	0-60	425	1,560	1	•
1302 020 2	104237	2	Plastic-coated grips	0-70	560	2,400	1	•

Pipe Wrenches

Offset Pipe Wrench, S-jaws

- Made of chromium-vanadium steel, forged and hardened and tempered
- 45° angled „S“ jaws, shape C
- Teeth bright ground
- Teeth offset against the direction of rotation
- Pinch protection prevents crushing injuries
- High transmission of force due to fully hardened and tempered tool shanks
- Self-clamping even under maximum load
- High wear resistance due to additionally hardened teeth
- Precise adjustment of the opening width with captive adjusting nut
- Two-tone powder-coated



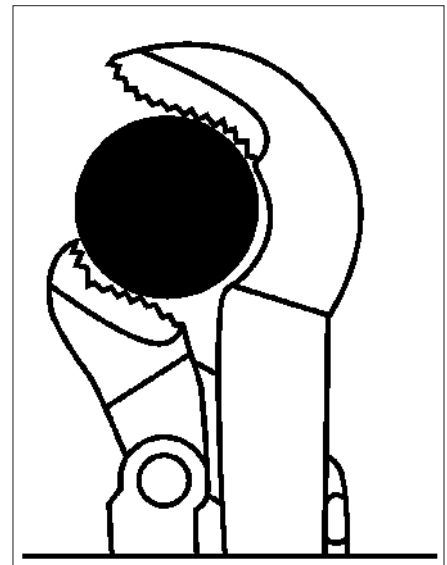
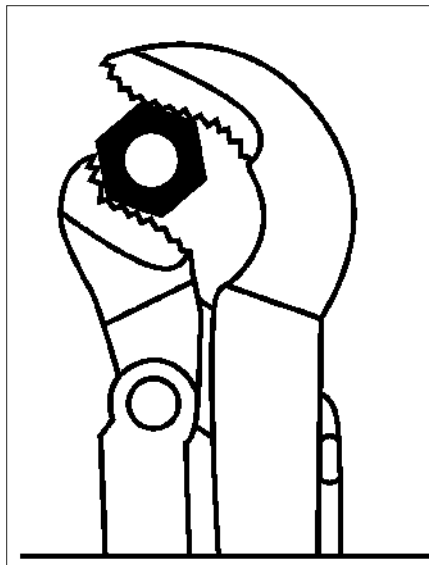
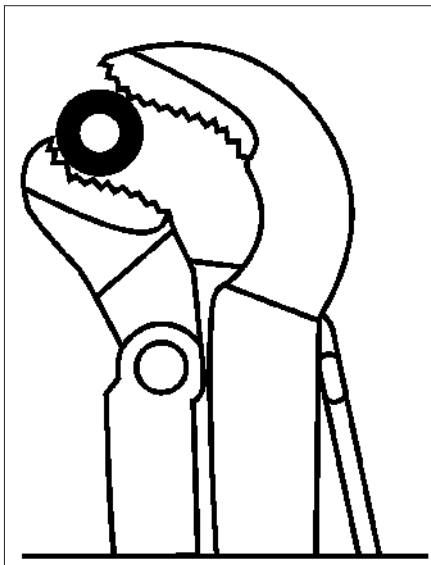
Art. No. 131 010 2








Art. No. 131 015 2



Art. No. 131 020 2



Art. No.	EAN 4049002	Size Inch	Grips	 mm	 mm	 g		 DIN 5234
131 005 2	000218	1/2		0-35	265	500	1	•
131 010 2	000232	1		0-42	315	871	1	•
131 015 2	000256	1 1/2		0-60	420	1,610	1	•
131 020 2	000270	2		0-70	530	2,770	1	•
131 030 2	000294	3		10-110	680	4,330	1	•

RENNSTEIG pipe wrenches with self-clamping effect

- Press the pliers onto the workpiece
- All you have to do is to apply force to the upper shank only
- There is no need to squeeze the grips tightly
- Release the pliers from the workpiece by gently pulling on the upper shank



From small to large gripping widths – RENNSTEIG pipe wrenches for a wide range of requirements

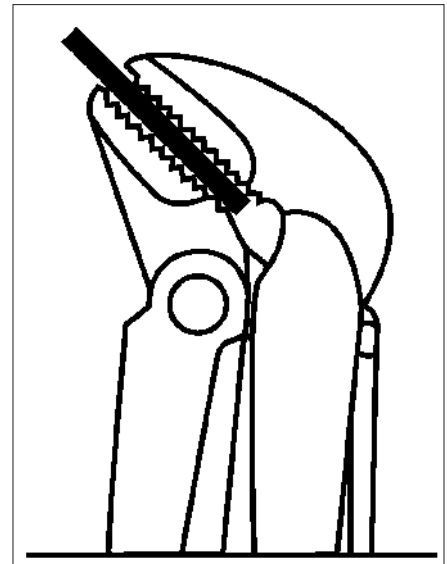
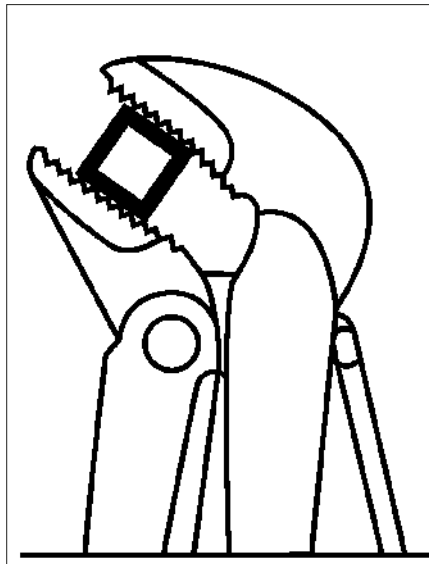
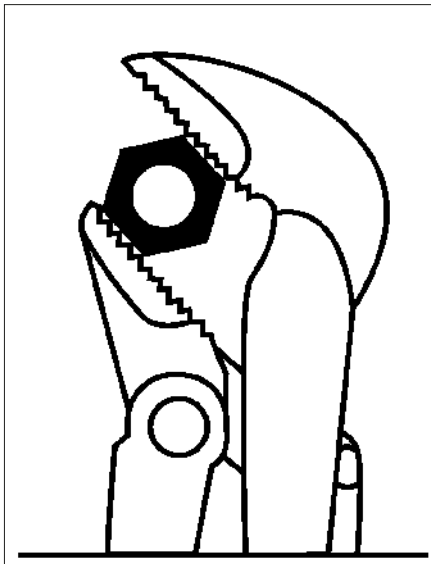
Pipe Wrenches






Offset Pipe Wrench, 45° jaws

- Made of chromium-vanadium steel, forged and hardened and tempered
- 45° angled jaws, shape B
- Teeth bright ground
- Teeth offset against the direction of rotation
- Pinch protection prevents crushing injuries
- High transmission of force due to fully hardened and tempered tool shanks
- Self-clamping even under maximum load
- High wear resistance due to additionally hardened teeth
- Precise adjustment of the opening width with captive adjusting nut
- Two-tone powder-coated



Art. No. 121 010 2



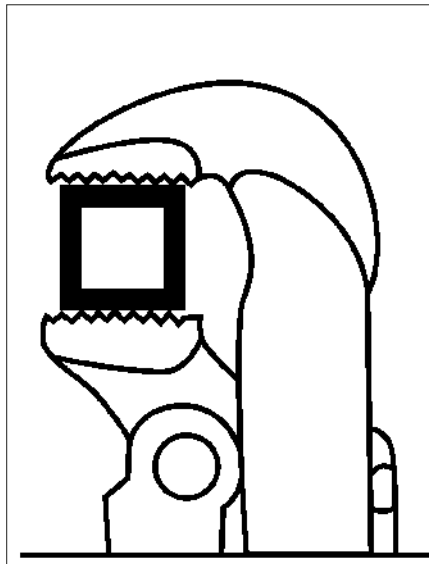
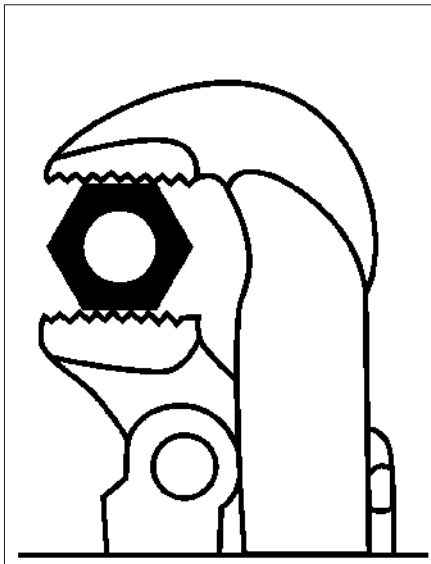
Art. No.	EAN 4049002	Size Inch	Grips	 mm	 mm	 g		 DIN 5234
121 005 2	000119	1/2		0-35	265	479	1	•
121 010 2	000133	1		0-42	310	843	1	•
121 015 2	000157	1 1/2		0-60	410	1,506	1	•
121 020 2	000171	2		0-70	570	2,634	1	•
121 030 2	000195	3		25-110	695	4,277	1	•






Pipe Wrench, 90° jaws

- Made of chromium-vanadium steel, forged and hardened and tempered
- 90° angled jaws, shape A
- Teeth bright ground
- Teeth offset against the direction of rotation
- Pinch protection prevents crushing injuries
- High transmission of force due to fully hardened and tempered tool shanks
- Self-clamping even under maximum load
- High wear resistance due to additionally hardened teeth
- Precise adjustment of the opening width with captive adjusting nut
- Two-tone powder-coated



Art. No. 111 010 2



Art. No.	EAN 4049002	Size Inch	Grips	 mm	 mm	 g		 DIN 5234
111 010 2	000010	1		0-42	305	829	1	•
111 015 2	000034	1 1/2		0-60	405	1,471	1	•
111 020 2	000058	2		0-70	560	2,610	1	•
111 030 2	000072	3		10-105	650	3,380	1	•
111 040 2	000096	4		10-130	750	4,920	1	•





Circlip Pliers

Circlip Pliers

Safe and convenient
installation and removal
of circlips



Art. No. 783 000 61



Interchangeable paired tips for internal and external circlips



Automated operation



manually operable

Retaining Ring Tool SRW 1000


- Usable with any circlips from Ø 400-1000 mm
- Usable for any application where large shafts and bearings must transmit very high forces and torques
- Reliably opens, closes and holds rings thanks to a self-locking precision spindle action
- Holds rings securely thanks to short, direct-contact sockets
- High-strength, hardened and tempered tips
- Opening width up to 260 mm
- Can be operated with an Allen key, ratchet wrench or cordless screwdriver
- Interchangeable paired tips to cover different diameter ranges
- Different tip diameters on request



Art. No. 783 000 61



Supplied in a case including paired tips (6mm, 9mm), Allen key and bit



One tool for large internal and external circlips

Art. No.	EAN 4049002	Description	↔ mm	⚖ g	📦
783 000 61	091704	Retaining Ring Tool SRW 1000 in plastic case includes also paired tips dia. 6 and 9 mm, Allen key 6 mm, bit 6 1/4"	300	3,240	1
783 006 3 0	091711	Set of replacement tips, diameter 6 mm for rings up to 690 mm	60	181	1
783 009 3 0	091728	Set of replacement tips, diameter 9 mm for rings from 700 mm (DIN)	60	198	1

Circlip Pliers

Internal Circlip Pliers

- For fitting and removing circlips in bore holes
- For large circlips with \varnothing 122-400 mm
- Pliers body made from high-quality tool steel
- With ratchet function to lock the position of the pliers
- With releasable locking mechanism
- Slip-resistant, sturdy precision tips for internal circlips (bore holes)
- Interchangeable tips – hardened and tempered, galvanised
- Durable black powder coating



Art. No. 780 035 2



Art. No.	EAN 4049002	Name	Size	Tip \varnothing mm	Style	Bore \varnothing mm	\leftrightarrow mm	g	
780 000	027079	Internal Circlip Pliers without tips					548	1,700	1
780 035 2	020711	Internal Circlip Pliers	I5	3.5		122–300	570	1,750	1
780 035 5 0	020735	spare tips	I5	3.5		122–300		70	1
780 045 2	020728	Internal Circlip Pliers	I6	4.5		252–400	580	1,420	1
780 045 5 0	020742	spare tips	I6	4.5		252–400		70	1
780 135 2	020759	Internal Circlip Pliers	I51	3.5		122–300	590	1,420	1
780 135 5 0	020773	spare tips	I51	3.5		122–300		70	1
780 145 2	020766	Internal Circlip Pliers	I61	4.5		252–400	595	1,420	1
780 145 5 0	020780	spare tips	I61	4.5		252–400		70	1



External Circlip Pliers

- For fitting and removing circlips on shafts
- For large circlips with \varnothing 122-400 mm
- Pliers body made from high-quality tool steel
- With ratchet function to lock the position of the pliers
- With releasable locking mechanism
- Slip-resistant, sturdy precision tips for external circlips (shafts)
- Interchangeable tips – hardened and tempered, galvanised
- Durable black powder coating



Art. No. 782 035 2



Art. No.	EAN 4049002	Name	Size	Tip \varnothing mm	Style	Shaft \varnothing mm	↔ mm	⚖ g	📦
782 000	027062	External Circlip Pliers without tips					540	1,700	1
782 035 2	020797	External Circlip Pliers	A5	3.5		122 – 300	560	1,420	1
782 035 5 0	020810	spare tips	A5	3.5		122 – 300		70	1
782 045 2	020803	External Circlip Pliers	A6	4.5		252 – 400	570	1,420	1
782 045 5 0	020827	spare tips	A6	4.5		252 – 400		70	1
782 135 2	020834	External Circlip Pliers	A51	3.5		122 – 300	580	1,420	1
782 135 5 0	020858	spare tips	A51	3.5		122 – 300		70	1
782 145 2	020841	External Circlip Pliers	A61	4.5		252 – 400	585	1,420	1
782 145 5 0	020865	spare tips	A61	4.5		252 – 400		70	1



 **RENNSTEIG**
Solutions for professionals.

QUALITY TOOLS - MADE IN GERMANY



DIN





Sales aids

Sales aids

Sales displays

- Display no. 1 – for presenting chisels in sales areas
- Made of clear acrylic glass
- Can be fitted with a maximum 35 tools
- For tools made of octagonal material up to Ø 16 / 18 mm and flat-oval material up to 26 x 13 mm
- You will find a tooling example in the table below




Art. No. 429 101+429 101 1

16	16	18	18	16	16	26 x 13
16	16	18	18	16	16	26 x 13
16	16	18	18	16	16	26 x 13
16	16	18	18	16	16	26 x 13
16	16	18	18	16	16	26 x 13

Art. No.	EAN 4049002	Description	↔ mm	⚖ g	📦
429 101	007996	Display No. 1, clear acrylic, empty	350	1,165	1
429 101 1	002281	Assortment for Display No. 1: 5 Masonry Chisels, 200 mm, Profile octagonal 16 mm, Art. No. 350 200 1 5 Masonry Chisels, 250 mm, Profile octagonal 16 mm, Art. No. 350 250 1 5 Masonry Chisels, 300 mm, Profile octagonal 18 mm, Art. No. 350 300 1 5 Pointed Chisels, 300 mm, Profile octagonal 18 mm, Art. No. 330 300 1 5 Pointed Chisels, 250 mm, Profile octagonal 16 mm, Art. No. 330 250 1 5 Pointed Chisels, 200 mm, Profile octagonal 16 mm, Art. No. 330 200 1 5 Jointing Chisels, 250 mm, Profile flat-oval 26 x 13 mm, Art. No. 385 060 1		16,000	1

Sales displays

- Display no. 4 – for presenting chisels in sales areas
- Made of clear acrylic glass
- Can be fitted with a maximum 40 tools
- For tools made of octagonal material up to Ø 10 / 16 / 18 mm and flat-oval material up to 26 x 13 mm
- You will find a tooling example in the table below



Art. No. 429 130+429 130 1

10	10	18	18	18	18	18	26 x 13
10	10	18	18	18	18	18	26 x 13
10	10	18	18	18	18	18	26 x 13
10	18	18	18	18	18	18	26 x 13
10	10	18	18	18	18	18	26 x 13

Art. No.	EAN 4049002	Description	↔ mm	⚖ g	📦
429 130	153891	Display No. 4 - clear acrylic glass, empty	350	1,165	1
429 130 1	153907	Assortment for Display No. 4: 5 Electrician's Chisels, 200 mm, Profile octagonal 10 mm, Art. No. 361 202 1 5 Electrician's Chisels, 250 mm, Profile octagonal 10 mm, Art. No. 361 252 1 5 Masonry Chisels, 250 mm, Profile octagonal 16 mm, Art. No. 350 250 1 5 Masonry Chisels, 300 mm, Profile octagonal 16 mm, Art. No. 350 300 19 5 Masonry Chisels, 350 mm, Profile octagonal 18 mm, Art. No. 350 350 1 5 Pointed Chisels, 300 mm, Profile octagonal 16 mm, Art. No. 330 300 19 5 Pointed Chisels, 250 mm, Profile octagonal 16 mm, Art. No. 330 250 1 5 Jointing Chisels, 250 mm, Profile flat-oval 26 x 13 mm, Art. No. 385 070 1		33,800	1


Sales aids

Sales displays

- Display no. 2 – for presenting tools for construction, assembly and the skilled trades in sales areas
- Made of clear acrylic glass
- Can be fitted with a maximum 90 tools
- For tools made of octagonal material and flat-oval material (for maximum dimensions see graphic)
- You will find a tooling example in the table below



Art. No. 429 201+429 201 0



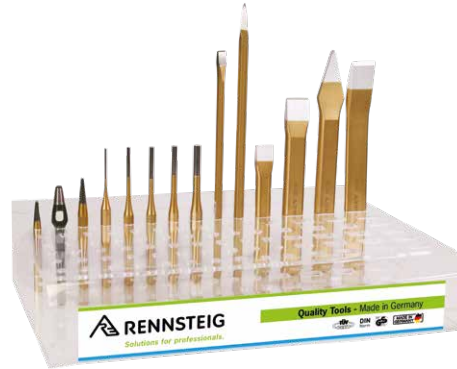
Art. No.	EAN 4049002	Description	↔ mm	⚖ g	📦
429 201	008009	Display No. 2, clear acrylic, empty	600	2,000	1
429 201 0	002298	Assortment for Display No. 2: 5 Pointed Chisels, 250 mm, Profile octagonal 16 mm, Art. No. 330 250 0 5 Electrician's Chisels, 200 mm, Profile octagonal 10 mm, Art. No. 361 202 0 5 Electrician's Chisels, 250 mm, Profile octagonal 10 mm, Art. No. 361 252 0 5 Flat Cold Chisels, 200 mm, Profile flat-oval 23 x 13 mm, Art. No. 310 200 0 5 Flat Cold Chisels, 250 mm, Profile flat-oval 23 x 13 mm, Art. No. 310 250 0 5 Flat Cold Chisels, 300 mm, Profile flat-oval 23 x 13 mm, Art. No. 310 300 0 5 Crosscut Chisel, 250 mm, Profile flat-oval 23 x 13 mm, Art. No. 320 250 0 5 Crosscut Chisel, 200 mm, Profile flat-oval 20 x 12 mm, Art. No. 320 200 0 5 Jointing Chisels, 250 mm, Profile flat-oval 26 x 13 mm, Art. No. 385 060 0 5 Parallel Pin Punches, 150 mm, Profile octagonal 10 mm, Ø Tip 2 mm, Art. No. 450 002 0 5 Parallel Pin Punches, 150 mm, Profile octagonal 10 mm, Ø Tip 3 mm, Art. No. 450 003 0 5 Parallel Pin Punches, 150 mm, Profile octagonal 10 mm, Ø Tip 4 mm, Art. No. 450 004 0 5 Parallel Pin Punches, 150 mm, Profile octagonal 10 mm, Ø Tip 5 mm, Art. No. 450 005 0 5 Taper Punches, 120 mm, Profile octagonal 10 mm, Ø Tip 2 mm, Art. No. 440 002 0 5 Taper Punches, 120 mm, Profile octagonal 10 mm, Ø Tip 3 mm, Art. No. 440 003 0 5 Taper Punches, 120 mm, Profile octagonal 10 mm, Ø Tip 4 mm, Art. No. 440 004 0 5 Taper Punches, 120 mm, Profile octagonal 10 mm, Ø Tip 5 mm, Art. No. 440 005 0 5 Centre Punches, 120 mm, Profile octagonal 10 mm, Ø Tip 4 mm, Art. No. 430 120 0		20,560	1

Sales displays

- Display no. 3 – for presenting tools for industry and the skilled trades in sales areas
- Made of clear acrylic glass
- Can be fitted with a maximum 84 tools
- For tools made of octagonal material and flat-oval material (for maximum dimensions see graphic)
- Can also be supplemented with tool sets in a plastic holder
- You will find a tooling example in the table below



Art. No. 429 110+429 110 0



Art. No. 419 110 with customised content

8	10	10	10	10	10	10	12	8	10	17x11	23x13	23x13	26x7
8	10	10	10	10	10	10	12	8	10	17x11	23x13	23x13	26x7
8	10	10	10	10	10	10	12	8	10	17x11	23x13	23x13	26x7
8	10	10	10	10	10	10	12	8	10	17x11	23x13	23x13	26x7
8	10	10	10	10	10	10	12	8	10	17x11	23x13	23x13	26x7
8	10	10	10	10	10	10	12	8	10	17x11	23x13	23x13	26x7

Art. No.	EAN 4049002	Description	↔ mm	⚖ g	📦
429 110	028977	Display No. 3, clear acrylic, empty	400	1,500	1
429 110 0	028984	Assortment for Display No. 3: 6 Centre Punches, 100 mm, Profile octagonal 8 mm, Ø Tip 3 mm, Art. No. 430 100 0 6 Centre Punches, 120 mm, Profile octagonal 10 mm, Ø Tip 4 mm, Art. No. 430 120 0 6 Parallel Pin Punches, 150 mm, Profile octagonal 10 mm, Ø Tip 2 mm, Art. No. 450 002 0 6 Parallel Pin Punches, 150 mm, Profile octagonal 10 mm, Ø Tip 3 mm, Art. No. 450 003 0 6 Parallel Pin Punches, 150 mm, Profile octagonal 10 mm, Ø Tip 4 mm, Art. No. 450 004 0 6 Parallel Pin Punches, 150 mm, Profile octagonal 10 mm, Ø Tip 5 mm, Art. No. 450 005 0 6 Parallel Pin Punches, 150 mm, Profile octagonal 10 mm, Ø Tip 6 mm, Art. No. 450 006 0 6 Parallel Pin Punches, 150 mm, Profile octagonal 12 mm, Ø Tip 8 mm, Art. No. 450 008 0 6 Electrician's Chisels, 250 mm, Profile octagonal 8 mm, Art. No. 360 252 0 6 Electrician's Chisels, 250 mm, Profile octagonal 10 mm, Art. No. 361 252 0 6 Flat Cold Chisels, 150 mm, Profile flat-oval 17 x 11 mm, Art. No. 310 150 0 6 Flat Cold Chisels, 200 mm, Profile flat-oval 23 x 13 mm, Art. No. 310 200 0 6 Flat Cold Chisels, 250 mm, Profile flat-oval 23 x 13 mm, Art. No. 310 250 0 6 Slitting Chisels, 240 mm, Profile flat-oval 26 x 7 mm, Art. No. 380 240 0 1 Taper punch set in plastic holder, Art. No. 424 120 0 1 Tool set in plastic holder, Art. No. 421 000 0 3 Parallel pin punch set in plastic holder, Art. No. 425 170 0		16,120	1

Index Article Number

103 220 2	113	140 036 0	110	212 25000 SB	68	312 125 0	51	340 300 1 SB	36	361 305 0	44
104 220 4	113	140 036 0 SB	113	212 25001	67	312 125 0 SB	51	340 350 0	35	361 305 0 SB	44
105 220 4	113	140 037 0	110	212 25001 SB	68	312 125 1	51	340 350 0 SB	36	361 305 1	44
111 010 2	137	140 037 0 SB	113	212 25002	67	312 125 1 SB	51	340 350 1	35	361 305 1 SB	44
111 015 2	137	140 038 0	110	212 25003	67	312 150 0	51	340 350 1 SB	36	361 306 0	44
111 020 2	137	140 038 0 SB	113	212 25003 SB	68	312 150 0 SB	51	340 400 0	35	361 306 1	44
111 030 2	137	140 039 0	110	212 25005	67	312 150 1	51	340 400 0 SB	36	362 202 0	42
111 040 2	137	140 039 0 SB	113	212 25005 SB	68	312 150 1 SB	51	340 400 1	35	362 202 1	42
121 005 2	136	140 040 0	110	212 25009	67	320 100 0	52	340 400 1 SB	36	362 202 1 SB	43
121 010 2	136	140 040 0 SB	113	212 25009 SB	68	320 100 0 SB	53	340 500 0	35	362 252 0	42
121 015 2	136	140 041 0	110	212 25014	67	320 100 1	52	340 500 0 SB	36	362 252 0 SB	43
121 020 2	136	140 041 0 SB	113	212 25014 SB	68	320 100 1 SB	53	340 500 1	35	362 252 1	42
121 030 2	136	140 042 0	110	212 25015	67	320 125 0	52	340 500 1 SB	36	362 252 1 SB	43
1302 010 2	133	140 042 0 SB	113	212 25020	67	320 125 0 SB	53	340 600 2	35	362 302 0	42
1302 015 2	133	140 043 0	110	212 25020 SB	68	320 125 1	52	341 300 0	35	362 302 0 SB	43
1302 020 2	133	140 043 0 SB	113	212 25021	67	320 125 1 SB	53	341 300 1	35	362 302 1	42
131 005 2	134	140 044 0	110	212 25021 SB	68	320 150 0	52	341 350 0	35	362 302 1 SB	43
131 010 2	134	140 044 0 SB	113	271 1000 2	83	320 150 0 SB	53	341 350 1	35	366 250 0	45
131 015 2	134	140 045 0	110	271 400 2	83	320 150 1	52	350 200 0	37	366 250 1	45
131 020 2	134	140 045 0 SB	113	271 500 2	83	320 150 1 SB	53	350 200 0 SB	38	367 250 0	45
131 030 2	134	140 046 0	110	271 600 2	83	320 175 0	52	350 200 1	37	367 250 1	45
140 002 0	109	140 046 0 SB	113	271 700 2	83	320 175 0 SB	53	350 200 1 SB	38	370 100 0	46
140 002 0 SB	112	140 047 0	110	271 800 2	83	320 175 1	52	350 250 0	37	370 100 0 SB	46
140 003 0	109	140 047 0 SB	113	2722 270 2	84	320 175 1 SB	53	350 250 0 SB	38	370 100 1	46
140 003 0 SB	112	140 048 0	110	273 400 2	84	320 200 0	52	350 250 1	37	370 100 1 SB	46
140 004 0	109	140 048 0 SB	113	273 500 2	84	320 200 1	52	350 250 1 SB	38	370 125 0	46
140 004 0 SB	112	140 049 0	110	273 600 2	84	320 200 1 SB	53	350 300 0	37	370 125 0 SB	46
140 005 0	109	140 049 0 SB	113	275 1000 2	82	320 250 0	52	350 300 0 SB	38	370 125 1	46
140 005 0 SB	112	140 050 0	110	275 600 2	82	320 250 0 SB	53	350 300 09	37	370 125 1 SB	46
140 006 0	109	140 050 0 SB	113	275 800 2	82	320 250 1	52	350 300 09 SB	38	371 100 0	46
140 006 0 SB	112	140 055 0	110	276 1000 2	82	320 250 1 SB	53	350 300 1	37	371 100 0 SB	46
140 007 0	109	140 060 0	110	276 400 2	82	320 300 0	52	350 300 1 SB	38	371 100 1	46
140 007 0 SB	112	140 065 0	110	276 500 2	82	320 300 0 SB	53	350 300 19	37	371 100 1 SB	46
140 008 0	109	140 070 0	110	276 600 2	82	320 300 1	52	350 350 0	37	371 125 0	46
140 008 0 SB	112	140 075 0	110	276 800 2	82	321 250 0	52	350 350 1	37	371 125 0 SB	46
140 009 0	109	140 900 0	111	278 010 2	94	321 250 1	52	350 350 1 SB	38	371 125 1	46
140 009 0 SB	112	140 901 0	111	278 012 2	94	321 300 0	52	350 400 0	38	371 125 1 SB	46
140 010 0	109	140 902 0	111	278 014 2	94	321 300 1	52	350 400 0 SB	38	380 240 0	48
140 010 0 SB	112	210 00090	73	278 016 2	94	322 125 0	53	350 400 09	38	380 240 0 SB	48
140 011 0	109	210 00091	73	278 020 2	94	322 125 0 SB	53	350 400 1	38	380 240 1	48
140 011 0 SB	112	210 18511	73	278 026 2	94	322 125 1	53	350 400 1 SB	38	380 240 1 SB	48
140 012 0	109	210 28000	70	279 300 1	84	322 125 1 SB	53	350 400 19	38	380 240-1 1	48
140 012 0 SB	112	210 28000 SB	72	310 100 0	50	330 200 0	40	350 500 0	38	380 241 0	49
140 013 0	109	210 28001	70	310 100 0 SB	51	330 200 0 SB	41	350 500 1	38	380 241 0 SB	49
140 013 0 SB	112	210 28001 SB	72	310 100 1	50	330 200 1	40	350 500 1 SB	38	380 241 1	49
140 014 0	109	210 30004	70	310 100 1 SB	51	330 200 1 SB	41	350 600 2	38	380 241 1 SB	49
140 014 0 SB	112	210 30004 SB	72	310 125 0	50	330 250 0	40	350 800 2	38	381 240 0	48
140 015 0	109	210 30005	70	310 125 0 SB	51	330 250 0 SB	41	351 250 0	37	381 240 1	48
140 015 0 SB	112	210 30005 SB	72	310 125 1	50	330 250 1	40	351 250 1	37	381 241 0	49
140 016 0	109	210 30007	70	310 125 1 SB	51	330 250 1 SB	41	351 300 0	37	381 241 1	49
140 016 0 SB	112	210 30007 SB	72	310 150 0	50	330 300 0	40	351 300 1	37	382 240 0	47
140 017 0	109	210 30013	70	310 150 0 SB	51	330 300 0 SB	41	351 350 0	37	382 240 1	47
140 017 0 SB	112	210 30013 SB	72	310 150 1	50	330 300 09	40	351 350 1	37	382 300 0	47
140 018 0	109	210 30015	70	310 150 1 SB	51	330 300 09 SB	41	352 1000 2	38	382 300 1	47
140 018 0 SB	112	210 30015 SB	72	310 175 0	50	330 300 1	40	360 202 0	42	383 300 0	47
140 019 0	109	210 30017	70	310 175 0 SB	51	330 300 1 SB	41	360 202 0 SB	43	383 300 1	47
140 019 0 SB	112	210 30017 SB	72	310 175 1	50	330 300 19	40	360 202 1	42	385 050 0	39
140 020 0	109	210 30018	70	310 175 1 SB	51	330 350 0	40	360 202 1 SB	43	385 050 0 SB	39
140 020 0 SB	112	210 30018 SB	72	310 200 0	50	330 350 0 SB	41	360 252 0	42	385 050 1	39
140 021 0	110	210 30019	70	310 200 0 SB	51	330 350 1	40	360 252 0 SB	43	385 050 1 SB	39
140 021 0 SB	112	210 30019 SB	72	310 200 1	50	330 350 1 SB	41	360 252 1	42	385 060 0	39
140 022 0	110	210 35008	70	310 200 1 SB	51	330 400 0	40	360 252 1 SB	43	385 060 1	39
140 022 0 SB	112	210 35008 SB	72	310 250 0	50	330 400 0 SB	41	360 302 0	42	385 060 1 SB	39
140 023 0	110	210 38006	71	310 250 0 SB	51	330 400 09	40	360 302 0 SB	43	385 070 0	39
140 023 0 SB	112	210 38006 SB	72	310 250 1	50	330 400 1	40	360 302 1	42	385 070 0 SB	39
140 024 0	110	210 40000	71	310 250 1 SB	51	330 400 1 SB	41	360 302 1 SB	43	385 070 1	39
140 024 0 SB	112	210 40000 SB	72	310 300 0	50	330 400 19	40	361 202 0	42	385 070 1 SB	39
140 025 0	110	210 40001	71	310 300 0 SB	51	330 500 0	40	361 202 1	42	385 080 1	39
140 025 0 SB	112	210 40001 SB	72	310 300 1	50	330 500 1	40	361 202 1 SB	43	385 080 1 SB	39
140 026 0	110	210 40002	71	310 300 1 SB	51	330 600 2	40	361 203 0	42	386 050 1	39
140 026 0 SB	112	210 40002 SB	72	310 350 0	50	330 800 2	40	361 203 1	42	386 060 1	39
140 027 0	110	210 60000	71	310 350 0 SB	51	331 250 0	40	361 252 0	42	386 070 1	39
140 027 0 SB	112	210 60000 SB	72	310 350 1	50	331 250 1	40	361 252 0 SB	43	386 080 1	39
140 028 0	110	210 60001	71	310 350 1 SB	51	331 300 0	40	361 252 1	42	392 002 0	54
140 028 0 SB	112	210 60001 SB	72	310 400 0	50	331 300 1	40	361 252 1 SB	43	392 002 1	54
140 029 0	110	212 00090	69	310 400 0 SB	51	331 350 0	40	361 253 0	42	392 003 0	54
140 029 0 SB	112	212 00094	69	310 400 1	50	331 350 1	40	361 253 1	42	392 003 1	54
140 030 0	110	212 00096	69	310 400 1 SB	51	332 1000 2	40	361 255 0	44	392 004 0	54
140 030 0 SB	112	212 14000	66	310 500 0	50	340 200 0	35	361 255 0 SB	44	392 004 1	54
140 031 0	110	212 14000 SB	68	310 500 0 SB	51	340 200 0 SB	36	361 255 1	44	392 005 0	54
140 031 0 SB	112	212 14001	66	310 500 1	50	340 200 1	35	361 255 1 SB	44	392 005 1	54
140 032 0	110	212 14001 SB	68	310 500 1 SB	51	340 200 1 SB	36	361 256 0	44	392 006 0	54
140 032 0 SB	112	212 14020	66	310 600 2	50	340 250 0	35	361 256 1	44	392 006 1	54
140 033 0	110	212 14020 SB	68	311 250 0	50	340 250 0 SB	36	361 302 0	42	393 002 0	55
140 033 0 SB	112	212 17017	66	311 250 1	50	340 250 1	35	361 302 0 SB	43	393 003 0	55
140 034 0	110	212 17017 SB	68	311 300 0	50	340 250 1 SB	36	361 302 1	42	393 004 0	55
140 034 0 SB	112	212 17018	66	311 300 1	50	340 300 0	35	361 302 1 SB	43	393 005 0	55
140 035 0	110	212 17018 SB	68	311 350 0	50	340 300 0 SB	36	361 303 0	42	395 110	55
140 035 0 SB	112	212 25000	67	311 350 1	50	340 300 1	35	361 303 1	42	395 120	51

Index Article Number

395 121	31	441 002 0	25	450 010 0	19	464 150 0	104	782 145 2	143
395 122	31	441 002 0 SB	25	450 010 0 SB	20	464 200 0	104	782 145 5 0	143
421 000 0	60	441 003 0	25	450 025 0	19	464 250 0	104	783 000 61	141
421 001 0	60	441 003 0 SB	25	450 025 0 SB	20	464 300 0	104	783 006 3 0	141
421 002 0	60	441 004 0	25	450 035 0	19	465 020 0	99	783 009 3 0	141
421 010 0 UES	59	441 004 0 SB	25	450 035 0 SB	20	465 020 0 0	99		
421 011 0 UES	59	441 005 0	25	450 045 0	19	465 025 0	99		
421 014 0 UES	59	441 005 0 SB	25	450 045 0 SB	20	465 025 0 0	99		
421 102 0	60	441 006 0	25	450 102 0	19	465 030 0	99		
424 120 0	26	441 006 0 SB	25	450 103 0	19	465 030 0 0	99		
424 130 0	26	441 007 0	25	450 104 0	19	465 115 1	100		
424 140 0	26	441 007 0 SB	25	450 105 0	19	465 120 1	100		
424 142 0	26	441 008 0	25	450 106 0	19	465 125 1	100		
425 150 0	21	441 008 0 SB	25	450 108 09	19	465 130 1	100		
425 152 0	21	441 009 0	25	451 010 0	19	466 150 0	103		
425 153 0	23	441 009 0 SB	25	451 012 0	19	466 175 0	102		
425 154 0	23	441 010 0	25	451 014 0	19	470 001 3	92		
425 160 0	21	441 010 0 SB	25	451 104 0	19	470 002 3	92		
425 170 0	21	443 009 0	25	451 104 0 SB	20	470 003 3	92		
425 500 6	21	443 009 0 SB	25	451 105 0	19	470 004 3	92		
425 500 6 RC	21	443 010 0	25	451 105 0 SB	20	470 005 3	92		
425 502 6	21	443 010 0 SB	25	451 106 0	19	470 006 3	92		
425 530 6	21	444 103 0	25	451 106 0 SB	20	470 007 3	92		
425 530 6 RC	21	444 108 0	25	451 108 0	19	470 008 3	92		
425 560 6	21	444 109 0	25	451 108 0 SB	20	470 900 3	93		
425 560 6 RC	21	444 110 0	25	451 110 0	19	470 901 3	93		
429 101	146	444 112 0	25	451 110 0 SB	20	470 902 3	93		
429 101 1	146	445 002 0	28	451 308 0	23	471 001 3	90		
429 110	149	445 003 0	28	451 310 0	23	471 002 3	90		
429 110 0	149	445 004 0	28	451 312 0	23	471 003 3	90		
429 130	147	445 005 0	28	451 314 0	23	471 004 3	90		
429 130 1	147	445 006 0	28	451 316 0	23	471 005 3	90		
429 201	148	445 007 0	28	452 002 6	18	471 006 3	90		
429 201 0	148	445 008 0	28	452 003 6	18	471 007 3	90		
430 100 0	15	445 009 0	28	452 003 6 RC	18	471 900 3	91		
430 100 0 SB	15	445 010 0	28	452 004 6	18	471 901 3	91		
430 120 0	15	445 100 0	28	452 004 6 RC	18	471 903 3	91		
430 120 0 SB	15	445 135 5	27	452 005 6	18	471 904 3	91		
430 121 0	14	445 136 5	27	452 005 6 RC	18	471 906 3	91		
430 122 0	15	446 002 0	29	452 006 6	18	502 011 0 0	117		
430 129	11	446 003 0	29	452 006 6 RC	18	502 011 6	121		
430 130	11	446 004 0	29	452 008 6	18	502 021 0 0	117		
430 131	11	446 005 0	29	452 008 6 RC	18	502 023 3 0	121		
430 140	13	446 006 0	29	452 010 6	18	502 026 6	121		
430 140 00	13	446 007 0	29	452 010 6 RC	18	502 030 6	121		
430 141	13	446 008 0	29	452 102 6	18	502 031 6	121		
430 141 00	13	446 009 0	29	452 103 6	18	502 033 6	119		
430 142	13	446 010 0	29	452 104 6	18	502 037 6	119		
430 142 00	13	446 100 0	29	452 105 6	18	502 038 0 0	118		
430 143	14	448 001 0	30	452 106 6	18	502 038 6	118		
430 229	11	448 002 0	30	455 170 5	27	502 040 0 0	123		
430 230	11	448 003 0	30	455 170-1 5	27	502 040 6	123		
430 231	11	448 004 0	30	455 171 5	27	502 060 0 0	129		
431 120 0	15	448 005 0	30	457 009 5	22	502 060 3	129		
431 120 0 SB	15	448 006 0	30	457 014 5	22	502 1001 6	117		
431 152 0	15	448 007 0	30	457 018 5	22	502 1008 6	122		
432 120 0	15	448 008 0	30	457 024 5	22	502 110 0 0	129		
432 120 0 SB	15	448 009 0	30	457 028 5	22	502 110 3	129		
433 150 0	15	448 010 0	30	457 034 5	22	502 111 0 0	129		
433 150 0 SB	15	448 031 0	30	457 039 5	22	502 111 3	129		
434 131 0	14	448 032 0	30	457 059 5	22	502 121 0 0	122		
434 150 0	15	448 033 0	30	457 100 5	22	502 122 0 0	121		
434 150 0 SB	15	448 034 0	30	457 102 5	22	503 001 3	125		
435 150 0	15	448 035 0	30	460 100 0	100	503 001 39	126		
435 150 0 SB	15	448 036 0	30	460 150 0	100	503 002 3	125		
439 129	11	448 037 0	30	460 175 0	100	503 002 39	126		
439 130	11	448 038 0	30	460 200 0	100	503 003 3	125		
439 131	11	448 039 0	30	460 250 0	100	503 003 39	126		
440 001 0	24	448 040 0	30	460 300 0	100	503 021 3	127		
440 001 0 SB	24	448 041 0	30	461 100 0	101	503 022 3	127		
440 002 0	24	448 042 0	30	461 125 0	101	503 102 3	125		
440 002 0 SB	24	449 250 2	95	461 150 0	101	503 103 3	125		
440 003 0	24	449 500 1	95	461 175 0	101	503 618 3	128		
440 003 0 SB	24	450 002 0	19	461 200 0	101	780 000	142		
440 004 0	24	450 002 0 SB	20	462 100 0	101	780 035 2	142		
440 004 0 SB	24	450 003 0	19	462 125 0	101	780 035 5 0	142		
440 005 0	24	450 003 0 SB	20	462 150 0	101	780 045 2	142		
440 005 0 SB	24	450 004 0	19	462 175 0	101	780 045 5 0	142		
440 006 0	24	450 004 0 SB	20	462 200 0	101	780 135 2	142		
440 006 0 SB	24	450 005 0	19	462 250 0	101	780 135 5 0	142		
440 008 0	24	450 005 0 SB	20	462 300 0	101	780 145 2	142		
440 102 0	24	450 006 0	19	463 100 0	105	780 145 5 0	142		
440 103 0	24	450 006 0 SB	20	463 150 0	105	782 000	143		
440 104 0	24	450 007 0	19	463 200 0	105	782 035 2	143		
440 105 0	24	450 007 0 SB	20	463 250 0	105	782 035 5 0	143		
440 106 0	24	450 008 0	19	463 260 09	105	782 045 2	143		
440 108 0	24	450 008 0 SB	20	463 300 0	105	782 045 5 0	143		
441 001 0	25	450 009 0	19	464 100 0	104	782 135 2	143		
441 001 0 SB	25	450 009 0 SB	20	464 125 0	104	782 135 5 0	143		



Rennsteig Werkzeuge GmbH

An der Koppel 1
98587 Steinbach-Hallenberg
Germany

+49 (0) 36847 / 4 41-0
info@rennsteig.com
www.rennsteig.com

Где купить:

ООО "КОМПАНИЯ ОПТУЛС"
г.Москва, ул.Бирюлёвская, д.53, корп. 2, офис 113
Tel.: +7 (495) 646-00-96
E-Mail: sale@opttools.ru
Internet: www.opttools.ru