

# gt Line

TECHNICAL CASES

EXPLORER  
CASES

WORK  
by gt line



SINCE 1970  
AN ITALIAN  
COMPANY

EN 2023



[www.gtline.com](http://www.gtline.com)

GT Line was established in Bologna in 1970 and specialized from the beginning in the production of technical cases.

In a few years since its foundation, GT Line has become the leader in this field as well as the company offering the widest choice of products in the whole Europe.

More than 50 years of experience and the UNI EN ISO 9001:2015 certified production process are the best guarantees of the quality of professional tool cases, waterproof cases and computer cases that are designed and built in our factories with advanced technologies and selected materials.



GT Line is a world-leader in the field of technical and professional cases because of its entrepreneurial spirit, technological research, precision manufacturing, quality control and the continuous upgrading of its resources.

GT Line has a firm hold on the European market thanks to its network of distributors and agents that operates in the hardware, tool, electrical and thermo-hydraulic fields.

Moreover, GT Line operates worldwide thanks to a well-consolidated network of partner distributors.

GT Line owes its success to the continuous investments in research, product development and innovation in general.

In the GT Line's management vision, these are the only viable chances of competing on the global market.

In line with that, constant effort is dedicated to the development of new materials as well as the evolution of production procedures, to make our cases always up to the expectations of the most demanding maintenance professionals.







Technical, industrial and professional tool cases, manufactured with different materials.



Virtually indestructible, durable, protective waterproof cases for extreme applications.



Tool bags, tool backpacks, accessories, tool jackets ideal for PROS and DIYers.



To cope with an ever increasingly competitive market, GT Line continuously expands its knowledge and technical skills, by looking for new materials to improve the basic requirements of technical cases (robust, lightweight and functional) like aluminium, ABS, polyethylene, polypropylene, carbon fibre, etc.  
GT Line, with its two factories in Europe and one in Asia, does not neglect the importance of aesthetic and care for details, always offering new solutions characterized by the elegance of its design Made in Italy.










Stronger telescopic handle



Modular tool chest with various adjustable drawers configurations. Injection molded body made of copolymer PP material, able to withstand shocks, rough usage and harsh weather conditions. A number of optional accessories such as lid tool pallets, pivoting wheels set, and extra drawers are available.

General features:

- Telescopic handle and four robust and silent self-oiling wheels
- Unique "stop-in-open-position" drawers system
- Removable tray in the upper compartment
- 2 Sides handles and central lock with key
- I.D. removable label and label for content identification
- Various padlockable points
- 2 jam free top lid latches and 2 front main door latches
- Removable upper top lid and removable front main door
- Ability to stack




**A11 - drawers ready**

- upper removable tray
- 2 x H30 mm. component boxes mod. WL01 (6 compart. each)
- 2 x H30 mm. component boxes mod. WL02 (13 compart. each)
- 1 x H30 mm. component box mod. WL04 (10 compart. each)



- silent self-oiling wheels



WL COMPONENT BOXES INCLUDED

AIDRAW: shock proof polypropylene drawers available in 3 different heights. Specifically designed to contain components and accessories, can be easily inserted into the toolchest. Available in 3 different configurations: completely empty (.E), with a bicolor pre-cubed foam (.F) or with bin boxes for small components and accessories (.B1).



AIDRAW3.E



AIDRAW6.F



AIDRAW9.B1





### AI1.KT02 - with empty drawers

- upper removable tray
- 1 x H30 mm. drawer empty
- 2 x H60 mm. drawers empty
- 1 x H95 mm. drawer provided with:
  - 2 x H30 mm. component boxes mod. WL01 (6 compart. each)
  - 2 x H30 mm. component boxes mod. WL02 (13 compart. each)
  - 1 x H30 mm. component box mod. WL04 (10 compart. each)



WL COMPONENT BOXES ARE INCLUDED ALSO IN AI1.KT01 MODEL (see below).




### AI1.KT01 - with filled drawers

- upper removable tray
- 1 x H30 mm. drawer provided with inner precubed foam with double color feature
- 1 x H60 mm. drawer provided with 23 adjustable spaces for components (4 pcs. of 3x5 bin boxes with dividers + 3 pcs. of 2x1)
- 1 x H60 mm. drawer provided with inner precubed foam H30 mm. with double color feature
- 1 x H95 mm. drawer provided with:
  - 2 x H30 mm. component boxes mod. WL01 (6 compart. each)
  - 2 x H30 mm. component boxes mod. WL02 (13 compart. each)
  - 1 x H30 mm. component box mod. WL04 (10 compart. each)



H60 mm. drawer with 23 adjustable spaces for components

### AIDRAW - 10 POSSIBLE CONFIGURATIONS




AIDRAW				
DESCR.	ART.	INT. CONFIG.	INT. DIM. (mm)	Q.TY
DRAWER	AIDRAW3.E	EMPTY	467x255xH30	1 pc
DRAWER	AIDRAW3.F	WITH FOAM	467x255xH30	1 pc
DRAWER	AIDRAW6.E	EMPTY	467x255xH60	1 pc
DRAWER	AIDRAW6.F	WITH FOAM	467x255xH60	1 pc
DRAWER	AIDRAW6.B1	BIN BOXES	467x255xH60	1 pc
DRAWER	AIDRAW9.E	EMPTY	467x255xH95	1 pc
DRAWER	AIDRAW9.F	WITH FOAM	467x255xH95	1 pc
DRAWER	AIDRAW9.B1	BIN BOXES	467x255xH95	1 pc



### AI1X.B - boxes ready

- upper removable tray
- 2 x H30 mm. component boxes mod. WL01 (6 compart. each)
- 2 x H30 mm. component boxes mod. WL02 (13 compart. each)
- 1 x H30 mm. component box mod. WL04 (10 compart. each)



WL COMPONENT BOXES ARE INCLUDED ALSO IN AI1X.B.LMT MODEL (p. 9).




### AI1X.B.2LR - with empty boxes

- upper removable tray
- 2 x H60 mm. high boxes empty
- 1 x H95 mm. high box empty, provided with:
  - 2 x H30 mm. component boxes mod. WL01 (6 compart. each)
  - 2 x H30 mm. component boxes mod. WL02 (13 compart. each)
  - 1 x H30 mm. component box mod. WL04 (10 compart. each)



WL COMPONENT BOXES INCLUDED


- front door can be opened up to 180°.





## A1X.B.LMT - with filled boxes


- upper removable tray
- 1 x H60 mm. box empty, provided with:
  - 2 x H30 mm. component boxes mod. WL01 (6 compart. each)
  - 2 x H30 mm. component boxes mod. WL02 (13 compart. each)
  - 1 x H30 mm. component box mod. WL04 (10 compart. each)
- 1 x H60 mm. box provided with inner precubed foam H30 mm. with double color feature
- 1 x H95 mm. box provided with 23 adjustable spaces for components (4 pcs. of 3x5 bin boxes with dividers + 3 pcs. of 2x1)



AIBOX: shock proof polypropylene organizer with transparent removable lid. Available in three heights and 3 internal configurations.



### AIBOX - 8 POSSIBLE CONFIGURATIONS



AIBOX				
DESCR.	ART.	INT. CONFIG.	INT. DIM. (mm)	Q.TY
ORGANIZER	AIBOX3.E	EMPTY	467x255xH30	1 pc
ORGANIZER	AIBOX3.F	WITH FOAM	467x255xH30	1 pc
ORGANIZER	AIBOX6.E	EMPTY	467x255xH60	1 pc
ORGANIZER	AIBOX6.F	WITH FOAM	467x255xH60	1 pc
ORGANIZER	AIBOX6.B1	BIN BOXES	467x255xH60	1 pc
ORGANIZER	AIBOX9.E	EMPTY	467x255xH95	1 pc
ORGANIZER	AIBOX9.F	WITH FOAM	467x255xH95	1 pc
ORGANIZER	AIBOX9.B1	BIN BOXES	467x255xH95	1 pc



Easy transportability



Folding side handles for two men lift

- fixing points to secure various kinds of tool panels

- removable tray with 2 handles and identification nameplate label

- label for content identification

- Improved stop-in open position drawers system. All drawers come out completely

## ACCESSORIES

AIPANEL PSS: Tool pallets available in 3 different heights (low, medium and high) can be placed inside the drawers.



AIPANEL PSS.B (low)



AIPANEL PSS.M (medium)



AIPANEL PSS.A (high)





AIPANEL PEL, PTS and PFR: lid tool pallets available in 3 different configurations: PEL with stitched elastics, PTS with pouches, PFR with elastic strips. All pallets are removable and easy to be fixed at the lid with special metal supports.



AIPANEL PEL



AIPANEL PTS



AIPANEL PFR



- tools stored on the back side of the lid pallet



- tools stored on the back side of the lid pallet



- tools stored on the front side of the lid pallet

AIPANEL IPAD: Lid tool pallet with pouch for IPAD and PSS tool storage.

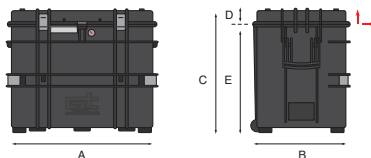


IPAD and tools are stored on the back side of the lid pallet.

AIPANEL PLEXI: Transparent lid cover. Useful for foam inserts or instructions.



AIWHEELS: 4 pivoting wheels, 2 with brakes.









THIS PRODUCT CAN BE USED WITH OUR APP

**INTELLIRESPOND**

[www.intellirespond.com](http://www.intellirespond.com)

**EXTERNAL DIMENSIONS (mm)**

Model	A	B	C	
AI1	581	381	455	10,15
AI1.KT01	581	381	455	14,15
AI1.KT02	581	381	455	13,35
AI1X.B	581	381	455	10,15
AI1X.B.2LR	581	381	455	13,35
AI1X.B.LMT	581	381	455	13,35



### V-ROCK TURTLE

New vertical tool case, made entirely of HDPE resin, a real shield against accidental shocks. Special extra thick aluminium trim for tight closure. High capacity case with reinforced corners, ideal for air travelling engineers that carry both tools, spare parts and components. Resistant to airport handling.

General features:

- two ergonomic handles with rubber coated grip
- telescopic handle and new Ø 120 mm wheels provided with ball bearings
- large base area for tools, power tools, accessories and spare parts
- New gas pressurized lid supports



- TSA LOCK™ with safety release button



- Steel piano hinge, resistant and reliable



- New gas pressurized lid supports



- Large base area for tools, power tools, accessories and spare parts



- Ability to stack

### V-ROCK TURTLE PEL

- 1 document wallet
- 1 lid tool pallet with elastics on both sides and a practical large pocket with closing flap
- 1 bottom pallet with elastics on one side
- 2 metal TSA LOCK™ with keys
- 3 small component boxes





## V-ROCK TURTLE PTS

- 1 document wallet
- 1 lid tool pallet with pouches on both sides and a practical large pocket with closing flap
- 1 bottom pallet with pouches on one side
- 2 metal TSA LOCK™ with keys
- 3 small component boxes




- New gas pressurized lid supports



## V-ROCK TURTLE PSS

- 1 document wallet
- 1 lid tool pallet with with PSS™ system on one side
- 1 middle tool pallet with PSS™ system on both sides
- 1 bottom pallet with PSS™ system on one side
- 2 metal TSA LOCK™ with keys
- 3 small component boxes



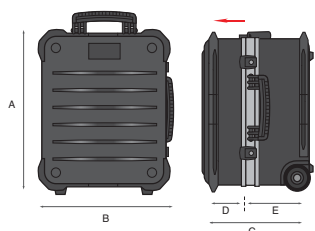
- INTELLIRESPOND system






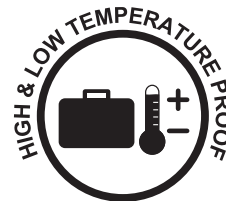
**THIS PRODUCT CAN BE USED WITH OUR APP**  
**INTELLIRESPOND**

[www.intellirespond.com](http://www.intellirespond.com)



### INTERNAL DIMENSIONS (mm)

Model	A	B	C	D	E	
V-ROCK TURTLE PEL	470	390	280/340	140	140/200	8,7
V-ROCK TURTLE PTS	470	390	280/340	140	140/200	9,0
V-ROCK TURTLE PSS	470	390	280/340	140	140/200	9,4



Indestructible horizontal tool case made entirely of HDPE resin, a real shield against accidental shocks. Special extra thick aluminium trim for tight closure. High capacity case with reinforced corners, ideal for air travelling engineers that carry both tools, spare parts and components. Resistant to the airport handling.

General features:

- ergonomic handle, rubber coated grip
- telescopic handle and large wheels provided with ball bearings
- large base area for tools, power tools, accessories and spare parts
- two metal lid safety support stays



- Steel piano hinge, resistant and reliable



- Large base area for tools, power tools, accessories and spare parts



- TSA LOCK™ with safety release button



- Ability to stack



### ROCK TURTLE PEL

- 1 document wallet
- 1 lid tool pallet with elastics on both sides and a practical large pocket with closing flap
- 1 bottom pallet with elastics on one side
- 2 metal TSA LOCK™ with keys
- 2 small component boxes





- FLEXI POUCHES™  
- Patented Tool Fixing System

## ROCK TURTLE PTS

- 1 document wallet
- 1 lid tool pallet with pouches on both sides and a practical large pocket with closing flap
- 1 bottom pallet with pouches on one side
- 2 metal TSA LOCK™ with keys
- 2 small component boxes



- PSS™ - Patented Professional Storage System

## ROCK TURTLE PSS

- 1 document wallet
- 1 lid tool pallet with with PSS™ system on one side
- 1 middle tool pallet with PSS™ system on both sides
- 1 bottom pallet with PSS™ system on one side
- 2 metal TSA LOCK™ with keys
- 2 small component boxes



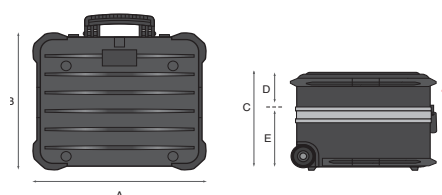
- Art. FOAM ROCK: Available on demand, the bottom area can be equipped with pre cubed foam layers for tester or measuring equipment storage.



**THIS PRODUCT CAN BE USED WITH OUR APP**



**www.intellirespond.com**



### INTERNAL DIMENSIONS (mm)

Model	A	B	C	D	E	Icon
ROCK TURTLE PEL	470	390	290/320	110	180/210	8,7
ROCK TURTLE PTS	470	390	290/320	110	180/210	9,0
ROCK TURTLE PSS	470	390	290/320	110	180/210	9,4



The double wall construction technique and the body in shock-proof high density Polyethylene, with great resistance to high and low temperatures and to most of the corrosive chemical substances, grant to this case the highest level of reliability on the market.

Air transportation handling resistant.

The TSA LOCK™ allows the case to be checked at the airport by security officers.

General features:

- roto moulded polyethylene shell with incorporated feet
- 2 metal lid safety support stays
- wheels provided with ball bearings and telescopic handle
- bottom area with adjustable dividers
- ergonomic handle, rubber coated grip



- Double wall construction technique



- Ability to stack



- TSA LOCK™




- Bottom area with adjustable dividers



### NM WHEELS PEL

- document area
- 2 tool pallets with elastics
- 2 TSA LOCK™ with keys
- bottom area with adjustable dividers
- 2 small component boxes





- FLEXI POUCHES™ - Patented Tool Fixing System

### NM WHEELS PTS

- document area
- 2 tool pallets with FLEXI POUCHES™
- 2 TSA LOCK™ with keys
- bottom area with adjustable dividers
- 2 small component boxes



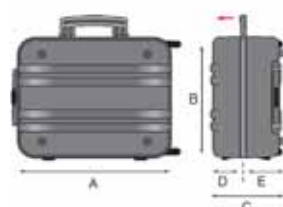
- PSS™ - Patented Professional Storage System

### NM WHEELS PSS

- document area
- 2 tool pallets with PSS™ system
- 2 TSA LOCK™ with keys
- bottom area with adjustable dividers
- 2 small component boxes

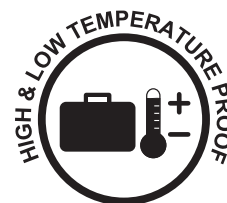
**THIS PRODUCT CAN BE USED WITH OUR APP**  
INTELLI RESPOND

[www.intellirespond.com](http://www.intellirespond.com)



#### INTERNAL DIMENSIONS (mm)

Model	A	B	C	D	E	
NEW MEGA WHEELS PEL	453	345	185	75	110	7,5
NEW MEGA WHEELS PTS	453	345	185	75	110	8
NEW MEGA WHEELS PSS	453	345	185	75	110	8



The double wall construction and the body in shock-proof high density Polyethylene, with great resistance to high and low temperatures and to most of the corrosive chemical substances, grant to this product the highest levels of reliability on the market.

General features:

- 2 metal lid support stays
- steel hinge riveted in various points
- ergonomic handle, rubber coated grip
- document wallet
- 2 TSA LOCK™ with keys
- 2 small component boxes

### BOMBER 170 PEL

- 2 tool pallets with elastic bands



- Double wall construction technique



- bottom with adj dividers

### BOMBER 170 PTS

- 2 tool pallets with FLEXI POUCHES™



### BOMBER 170 PSS

- 2 tool pallets with PSS™ system

**THIS PRODUCT CAN BE USED WITH OUR APP**

**INTELLIRESPOND**


[www.intellirespond.com](http://www.intellirespond.com)



#### INTERNAL DIMENSIONS (mm)

Model	A	B	C	D	E	
BOMBER 170 PEL	422	327	185	75	110	5,0
BOMBER 170 PTS	422	327	185	75	110	5,5
BOMBER 170 PSS	422	327	185	75	110	5,5





Indestructible high capacity tool case made entirely of HDPE resin, a real shield against accidental shocks. Ideal for air travelling engineers that carry tools, spare parts and components.

General features:

- document wallet
- 2 metal TSA LOCK™ with keys
- ergonomic handle, rubber grip
- telescopic handle
- 4 detachable pivoting wheels
- stackability
- 2 small component boxes
- address label



• TSA LOCK™



### PIVOT PEL

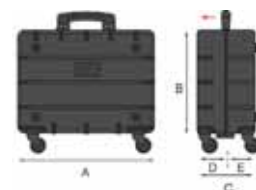
- 2 tool pallets with elastics



- Removable net in the bottom for tools and accessories.


### PIVOT PTS

- 2 tool pallets with pouches



#### INTERNAL DIMENSIONS (mm)

Model	A	B	C	D	E	
PIVOT PEL	433	330	230/257	110	120/147	7,2
PIVOT PTS	433	330	230/257	110	120/147	7,3



Technologically advanced, injection moulded, high thickness Polypropylene tool case. This material makes the case extremely resistant against chemical corrosion, shock, high and low temperature.

The injection technique ensures constant material thickness, even in the corners. Large and thick aluminium trim, makes the case ideal for daily, heavy duty use.


The case can accommodate up to 3 tool pallets.

General features:

- 2 metal lid safety support stays
- 3 metal hinges for maximum strength
- ergonomic handle, rubber coated grip

### ATOMIK215 PEL

- 1 lid tool pallet with elastics on both sides
- 1 bottom tool pallet with elastics on one side
- bottom area with removable dividers



• Address label



• Metal locks with keys



• Bottom area with removable dividers



• Art. LOCKATOMIK: Available as accessory. Pair of fully retrofittable combilocks.

FRONT



BACK



Additional tool pallet (art. PAN ATOMIK) available as accessory upon request. Front with PSS system, back with elastics (only for PEL and PTS models).

Art. FOAM ATOMIK: Available as accessory. Removing the dividers, the bottom area can be equipped with pre cubed foam layers.





- FLEXI POUCHES™ - Patented Tool Fixing System

### ATOMIK215 PTS

- 1 lid tool pallet with FLEXI POUCHES™ on both sides
- 1 bottom tool pallet with FLEXI POUCHES™ on one side
- bottom area with removable dividers



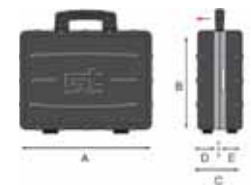
- PSS™ - Patented Professional Storage System

### ATOMIK215 PSS

- 1 lid tool pallet with PSS™ system on both sides
- 1 bottom tool pallet with PSS™ system on one side
- bottom area with removable dividers



- 2 three-digits combi locks




#### INTERNAL DIMENSIONS (mm)

Model	A	B	C	D	E	Weight
ATOMIK215 PEL	465	352	215	95	120	5,2
ATOMIK215 PTS	465	352	215	95	120	5,2
ATOMIK215 PSS	465	352	215	95	120	5,8
ATOMIK215 PTS.C	465	352	215	95	120	5,2



- telescopic handle



Technologically advanced, injection moulded, high thickness Polypropylene tool case on wheels, fitted so that the travelling position is with horizontal case.

The case can accommodate up to 3 tool pallets.

General features:

- 3 metal hinges for maximum strength
- ergonomic handle, rubber coated grip
- 2 metal lid safety support stays
- wheels on ball bearings



### ATOMIK WH PEL

- 1 lid tool pallet with elastics on both sides
- 1 bottom tool pallet with elastics on one side
- bottom area with removable dividers



- Address label



- Metal locks with keys



- Bottom area with removable dividers



- Art. LOCKATOMIK: Available as accessory. Pair of fully retrofittable combilocks.

FRONT



BACK



Additional tool pallet (art. PAN ATOMIK) available as accessory upon request. Front with PSS system, back with elastics (only for PEL and PTS models).

Art. FOAM ATOMIK: Available as accessory. Removing the dividers, the bottom area can be equipped with pre cubed foam layers.





- FLEXI POUCHES™ - Patented Tool Fixing System

### ATOMIK WH PTS

- 1 lid tool pallet with FLEXI POUCHES™ on both sides
- 1 bottom tool pallet with FLEXI POUCHES™ on one side
- bottom area with removable dividers



- PSS™ - Patented Professional Storage System

### ATOMIK WH PSS

- 1 lid tool pallet with PSS™ system on both sides
- 1 bottom tool pallet with PSS™ system on one side
- bottom area with removable dividers

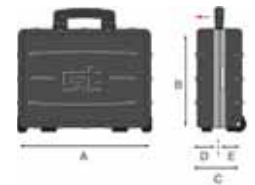


### ATOMIK WH PTS.C

- 1 lid tool pallet with FLEXI POUCHES™ on both sides
- 1 bottom tool pallet with FLEXI POUCHES™ on one side
- bottom area with removable dividers




- 2 three-digits combi locks



#### INTERNAL DIMENSIONS (mm)

Model	A	B	C	D	E	H
ATOMIK WH PEL	465	352	215/255	95	120/160	6,4
ATOMIK WH PTS	465	352	215/255	95	120/160	6,4
ATOMIK WH PSS	465	352	215/255	95	120/160	7,0
ATOMIK WH PTS.C	465	352	215/255	95	120/160	6,4



Watertight and perfectly sealed thanks to the o-ring and to the purge valve, these cases grant absolute protection. Made of resistant lightweight resin, they are provided with strong latches and an ergonomic handle. They are ideal for use in the harshest environment, such as industrial, sanitary, aeronautical, military and nautical fields.

General features:

- waterproof and airtight
- interstackable
- corrosionproof, sandproof and dustproof
- shockproof and crushproof
- temperature rating -33°C/+90°C
- ergonomic handle, rubber coated grip
- new jam free latches with user-friendly opening mechanism

### GT 42-09 PEL

- document wallet
- 1 tool pallet with elastics
- bottom area for tools



- New pull release latch grants additional safety and avoids accidental opening



### GT 42-09 PTS

- document wallet
- 1 tool pallet with pouches
- bottom area for tools





### GT 42-16 PEL

- document area
- 2 tool pallets with elastics
- bottom tray with adjustable dividers



- New gas pressurized lid supports



### GT 42-16 PTS

- document area
- 2 tool pallets with pouches
- bottom tray with adjustable dividers



- bottom tray with adjustable dividers



- New pull release latch grants additional safety and avoids accidental opening



- TSA LOCK™ combi padlock, make the security inspection conveniently. Fits all the GT Waterproof cases (Art. EXPL TSA.DIGILOCK).



- Patented heavy duty padlock with keys. Fits all the GT waterproof cases (Art. EXPL PADLOCK).



- Patented heavy duty padlock with combination. Fits all the GT waterproof cases (Art. EXPL COMBILOCK).



### GT 44-19 PEL

- document wallet
- 2 tool pallets with elastics
- bottom tray with high stability dividers
- 2 small component boxes



### GT 44-19 PTS

- document wallet
- 2 tool pallets with FLEXI POUCHES™
- bottom tray with high stability dividers
- 2 small component boxes



- New gas pressurized lid supports



### GT 44-19 PSS

- document wallet
- 1 lid tool pallet with PSS™ system on both sides
- 1 bottom tool pallet with PSS™ system on one side
- bottom tray with high stability dividers
- 2 small component boxes



- bottom tray with adjustable dividers



- Art. SHOULDERKIT.U Adjustable shoulder strap kit (optional).





- Lock/unlock telescopic handle



- Complies with major airlines' restrictions



## THE LIGHTEST WATER RESISTANT TOOL TROLLEY ON THE MARKET!



### GT 52-21 PEL

- document wallet
- 2 tool pallets with elastics
- bottom tray with adjustable dividers



- New pull release latch



### GT 52-21 PTS

- document wallet
- 2 tool pallets with FLEXI POUCHES™
- bottom tray with adjustable dividers



- New gas pressurized lid supports



### GT 52-21 PSS

- document wallet
- 1 tool pallet with PSS™ system
- 1 tool pallet with FLEXI POUCHES™
- bottom tray with adjustable dividers



- bottom tray with adjustable dividers



- optional shipping label holder (Art. KIN.1224)



- Telescopic handle with quick & safe lock/unlock system



- New gas pressurized lid supports

### GT 53-26 PEL

- 3 tool pallets with elastics
- document wallet with pouches



- Self-oiling free running wheels



- Stitched elastic bands



### GT 53-26 PTS

- 3 tool pallets with pouches
- document wallet with organized pouches
- bottom tray with adjustable dividers



- bottom tray with adjustable dividers



- FLEXI POUCHES™ - Patented Tool Fixing System





• Trolley with self-oiling free running wheels

• Two man lift side handles




### GT 58-23

- document wallet in the lid
- 1 tool pallet with large elastic bands on both sides
- 1 tool pallet with FLEXI POUCHES™ on both sides
- 1 padlock with key included
- ergonomic central handle
- 2 side handles for two people carriage
- trolley with quick & safe lock/unlock telescopic handle
- padlockable in several points providing maximum security
- corrosion proof metal reinforced hinges
- positive stacking location
- bottom with layers of pre cubed foam



#### INTERNAL DIMENSIONS (mm)

Model	A	B	C	D	E	
GT 42-09 PEL	420	300	95	35	60	2,8
GT 42-09 PTS	420	300	95	35	60	2,8
GT 42-16 PEL	420	300	160	35	125	3,5
GT 42-16 PTS	420	300	160	35	125	3,5
GT 44-19 PEL	445	345	190	47	143	6,5
GT 44-19 PTS	445	345	190	47	143	6,5
GT 44-19 PSS	445	345	190	47	143	6,5
GT 52-21 PEL	520	285	205	55	150	6,8
GT 52-21 PTS	520	285	205	55	150	6,8
GT 52-21 PSS	520	285	205	55	150	7,0
GT 53-26 PEL	538	405	250	60	190	12,0
GT 53-26 PTS	538	405	250	60	190	12,0
GT 58-23	580	440	220	60	160	12,5



Polypropylene case manufactured using injection molding technique. Compact size, high load capacity and lightweight. General features:

- document area in the lid
- soft grip rubber handle
- metal lid support stays
- 2 small component boxes



- latches with keys

### **BOXER PEL**

- 2 tool pallets with elastics



- Vacuum formed bottom tray



### **BOXER PTS**

- 2 tool pallets with pouches

### **CYBER BOXER**

Polypropylene computer case. General features:

- latches with keys
- soft grip rubber handle
- organized document pouch
- rigid panel for notebook
- bottom area with pre-cubed foam
- adjustable shoulder strap





Injection moulded, high thickness Polypropylene tool case on wheels. This material is extremely resistant against chemical corrosion, shock, high and low temperature. When travelling, the case is in horizontal position. Compact size, high load capacity and lightweight.

General features:

- new telescopic handle
- wheels on ball bearings
- soft grip rubber handle
- document area in the lid
- metal lid support stays
- bottom area with removable dividers
- 2 small component boxes
- new latches with keys



### BOXER WH PEL

- 2 tool pallets with elastics



- Bottom area with removable dividers



### BOXER WH PTS

- 2 tool pallets with pouches



#### INTERNAL DIMENSIONS (mm)

Model	A	B	C	D	E	📦
BOXER PEL	430	320	156	78	78	3,0
BOXER PTS	430	320	156	78	78	3,8
CYBER BOXER	430	320	156	78	78	3,0
BOXER WH PEL	430	320	156/190	80	76/110	4,8
BOXER WH PTS	430	320	156/190	80	76/110	4,8



Completely renewed design for the REVO21 family of cases. The two versions, with and without wheels, are made of Polypropylene material, through injection molding technique. This material guarantees excellent resistance to corrosive substances, shocks and high / low temperatures.

General features:

- 2 locks with key
- new, robust aluminium profile
- new ergonomic handle with rubber grip
- 3 rear hinges for maximum resistance



- Stitched elastic bands

### REVO21 PEL

- 2 tool pallets with elastics



- Bottom area with removable dividers



- FLEXI POUCHES™  
- Patented Tool Fixing System

### REVO21 PTS

- 2 tool pallets with pouches





- Stitched elastic bands



### REVO21 WH PEL

- 2 tool pallets with elastics
- wheels on ball bearings
- telescopic handle



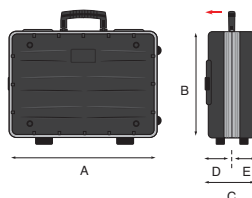
- Bottom area with removable dividers



- FLEXI POUCHES™  
- Patented Tool Fixing System

### REVO21 WH PTS

- 2 tool pallets with pouches
- wheels on ball bearings
- telescopic handle



#### INTERNAL DIMENSIONS (mm)

Model	A	B	C	D	E	
REVO21 PEL	445	315	198	85	113	4,0
REVO21 PTS	445	315	198	85	113	4,1
REVO21 WH PEL	445	315	190/223	85	105/138	5,0
REVO21 WH PTS	445	315	190/223	85	105/138	5,1



GT top aluminium case with combi lock.


General features:

- cold moulded body realized from a 15/10 mm. thick aluminium sheet
- aluminium profile for a more reliable closing
- 2 chromed steel locks
- combination lock with 3 digits
- 3 metal hinges
- 4 metal feet
- chromed ABS handle with soft grip
- vacuum formed tray with 3 compartments
- metal lid support stays with safety spring pawl

### R7/TOP

- 2 tool pallets with elastics
- double document wallet
- 2 small component boxes

- tool pallet with elastics on both sides



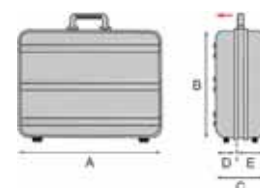
- Stitched elastic bands



- vacuum formed tray with 3 compartments, one of which suitable for a drill.

### R7/TOP2 PTS

- 2 tool pallets with pouches
- double document wallet
- 2 small component boxes



#### INTERNAL DIMENSIONS (mm)

Model	A	B	C	D	E	
R7/TOP	474	355	178	74	104	6,0
R7/TOP2 PTS	474	355	178	74	104	6,5





Traditional ultra resistant tool case, reliable thanks to the construction technique based on an unique aluminium cold bent body 15/10 mm. thick. Reinforcements in chromed iron and corrosion resistant aluminium "L" section extrusions.

General features:

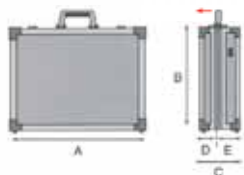
- chromed ABS handle with soft rubber grip
- aluminium profile for a more reliable closing
- 2 metal chromed locks
- 3 metal chromed high thickness hinges
- shoulder belt

### ALC/170

- document wallet
- 2 tool pallets with elastics
- 2 small component boxes
- 2 metal lid support stays



- Vacuum formed bottom tray with fixed compartments



#### INTERNAL DIMENSIONS (mm)

Model	A	B	C	D	E	
ALC/170	435	335	185	85	100	5,9



Lightweight tool case with thick steel corners and metal reinforcements on the profile to grant absolute protection.

General features:

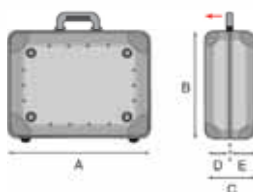
- 2 metal locks with keys
- reinforced internal structure
- rubber grip handle
- shoulder belt optional accessory (KIN.0359)
- 2 metal hinges
- 4 rubber feet (on the bottom and on the lower shell)
- metal lid support stay

### METAL LITE PEL

- 2 tool pallets with elastics
- adjustable document wallet



- vacuum formed bottom tray with fixed compartments



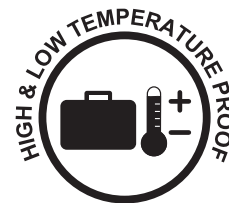
#### INTERNAL DIMENSIONS (mm)

Model	A	B	C	D	E	
METAL LITE PEL	465	343	170	70	100	7,0



### MUB78

- empty
- side handle for use on wheels



Lightweight high capacity injection moulded polypropylene box for tough, heavy duty use. Ideal for use where high loading capacity is needed like construction sites, maintenance, transport, outdoor, nautical equipment.

General features:

- moulded integral lifting points on both ends
- full length steel hinge pin to lid
- positive grab over latching catches
- lid reinforcements
- slide out clear ID-Nameplate holder
- use in high/low temp environments
- padlocking provision
- side handles for two men carriage
- large front handle for hand carrying



### MUB78 GT

- 2 trays with dividers
- 2 elastic kits (Art. KIT03)
- side liftable handle for use on wheels

Ability to stack



Art. KIT03: elastic bands and metal clips (not included in the Art. KIT TRAY MUB)

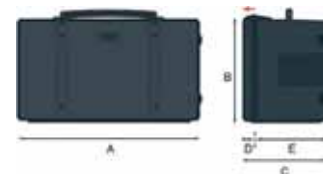


Art. KIT TRAY MUB: 1 tray with divider (the Art. KIT03 is not included)



### MUB65

- empty



#### INTERNAL DIMENSIONS (mm)

Model	A	B	C	D	E	
MUB78	780	410	330	50	280	6,3
MUB78 GT	780	410	330	50	280	7,8
MUB65	653	340	312	65	247	4,5





Strong and elegant aluminium deep drawn case with scratch resistant treated surface.  
Great resistance for daily use at the best quality/price ratio.  
Large and thick aluminium frame makes the case ideal for daily use.

General features:

- Ergonomic soft grip handle
- Two combi locks
- Two hinges with lid support and standing feet
- Document area
- Bottom tray with adjustable dividers



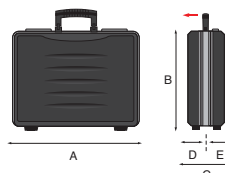
### **METRO ALU PEL**

- 2 tool pallets with elastics



### **METRO ALU PTS**

- 2 tool pallets with pouches



#### **INTERNAL DIMENSIONS (mm)**

<b>Model</b>	<b>A</b>	<b>B</b>	<b>C</b>	<b>D</b>	<b>E</b>	
METRO ALU PEL	470	350	185	85	100	5,0
METRO ALU PTS	470	350	185	85	100	5,0



Injection moulded ABS walls with strong aluminum construction frame. Great resistance for daily use and the best quality & price ratio.

General features:

- Ergonomic soft grip handle
- Two metal locks with keys
- Two special safety hinges
- Document wallet with tool storage room
- Easy to clean internal surface
- Removable bottom dividers

### **FLASH 1 PEL**

- 1 tool pallet with elastics



- Removable bottom dividers



### **FLASH 2 PEL**

- 2 tool pallets with elastics



### **FLASH 1 PTS**

- 1 tool pallet with pouches



### **FLASH 2 PTS**

- 2 tool pallets with pouches





Tool trolley with injection moulded ABS walls and strong aluminum construction frame. Great resistance for daily use and the best quality & price ratio.

General features:

- Ergonomic soft grip handle
- Two metal locks with keys
- Two special safety hinges
- Document wallet with tool storage room
- Easy to clean internal surface
- Removable bottom dividers



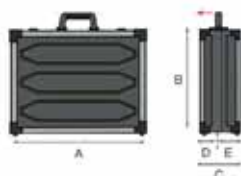
### FLASH WH 2 PEL

- 2 tool pallets with elastics



### FLASH WH 2 PTS

- 2 tool pallets with pouches



#### INTERNAL DIMENSIONS (mm)

Model	A	B	C	D	E	
FLASH 1 PEL	450	320	160	60	100	3,7
FLASH 2 PEL	450	320	160	60	100	4,0
FLASH 1 PTS	450	320	160	60	100	3,7
FLASH 2 PTS	450	320	160	60	100	4,0
FLASH WH 2 PEL	450	320	190/160	60	130/100	5,2
FLASH WH 2 PTS	450	320	190/160	60	130/100	5,2



Heavy-duty tool bags made with high quality genuine leather.

General features:

- reinforced stitching
- high thickness genuine leather with scratch proof surface
- metal snap locks
- heavy duty bottom tray made of zinc plated iron
- shoulder belt (optional only for BCP01 and BCP01 PSS mod.)



### BCP 01

- swing down front pallet with stitched sides to keep a 90° opening
- interior sides with stitched tool pouches and straps



### BCP 02

- external document pouch
- swing down front pallet with stitched sides to keep a 90° opening
- interior sides with stitched tool pouches and straps



### BCP 03

- external document pouch
- swing down front and rear pallets with stitched sides to keep a 90° opening
- central pallet with stitched tool pouches on both sides
- interior sides with stitched tool pouches and straps





### BCP 01 PSS

- swing down front pallet with stitched sides to keep a 90° opening
- 2 PSS™ bars for the storage of medium and big size tools



### BCP 02 PSS

- external document pouch
- swing down front pallet with stitched sides to keep a 90° opening
- 2 PSS™ bars for the storage of medium and big size tools



### BCP 03 PSS

- external document pouch
- swing down front and rear pallet with stitched sides to keep a 90° opening
- 4 PSS™ bars for the storage of small, medium and big size tools



#### INTERNAL DIMENSIONS (mm)

Model	A	B	C	
BCP 01 - BCP 01 PSS	360	150	230	2,5-3,5
BCP 02 - BCP 02 PSS	400	160	260	3,5-4,5
BCP 03 - BCP 03 PSS	410	180	310	5,5-5,5



Stitched tool bags made entirely of leather with reinforced aluminium lateral profiles.

General features:

- practical shoulder strap,
- metal closing buckles
- internal robust zinc-plated metal base

### BCF 134



### BCF 135



### BCF 136



- Internal horizontal divider to optimize the inner space (only in BCF 136 model)



#### INTERNAL DIMENSIONS (mm)

Model	A	B	C	
BCF 134	410	200	180	2,0
BCF 135	450	200	180	2,3
BCF 136	520	200	180	2,9





Stitched tool bags made entirely of leather with reinforced ABS side profiles.

General features:

- shoulder strap
- metal closing buckles
- extractable ABS tool pallet with adjustable bands



**BCE 137**



**BCE 138**



**BCE 139**



- Extractable internal tool pallet



**BCE 140**



**INTERNAL DIMENSIONS (mm)**

Model	A	B	C	📦
BCE 137	200	215	100	0,85
BCE 138	300	215	100	1,0
BCE 139	350	235	110	1,2
BCE 140	400	270	120	1,7



## COMPONENT BOXES

- WL01
  - Shock-proof PP component box with 6 compartments.
- WL02
  - Shock-proof PP component box with 13 compartments.
- WL03
  - Shock-proof PP component box. Empty.
- WL04
  - Shock-proof PP component box with 10 compartments.
- WL05
  - Shock-proof PP component box. Empty.

### EXTERNAL DIMENSIONS (mm)

Model	A	B	C	
WL01 - WL02 - WL03	163	120	30	0,08
WL04 - WL05	245	130	30	0,15

## LOCK BELT

- nylon strength safety belt strap with combi lock
- 3-dial combination lock
- adjustable from 107 to 190 cm

## TOP ENVELOPE 15

15"-15.6" protective laptop sleeve



## UNIVERSAL TROLLEY

Folding, lightweight and resistant universal trolley.

Provided with elastics and plastic hooks to fix any kind of case or bag.

- telescopic handle with two locking positions
- large wheels allowing easy transport.

Dimensions:

Closed 470x260x90 mm.

Open 1080x260x300 mm.

Weight: 1,30 Kg. - Up to: 30 Kg. load







### PEL PANELS



Elastic band with reinforced stitching fixed loops in different sizes for any kind of hand tool storage.

### PTS PANELS



FLEXI POUCHES™: patented tool fixing system with pouches made of resistant elastic material and reinforced stitchings.

### PSS PANELS



Tools are stored and held in place thanks to the pressure of rubber blades. No memory effect.



• MP.0493  
dim. 61x61xH154 cm.



• MP.0379  
dim. 90x200 cm.



• MP.0331  
dim. 90x200 cm.



• MP.0348  
dim. 90x200 cm.



• MP.0477  
dim. 90x200 cm.



• MP.0453  
dim. 90x200 cm.



• MP.0358  
dim. 90x200 cm.



Item	Internal Size mm			Weight Range	External Size mm			* Load Capacity	Material	PTS Pockets
	Length	Width	Height	KG	Length	Width	Height	KG	Shell	
ALL IN ONE	n/a	n/a	n/a	10,15/14,15	580	384	457	40	PP	
V-ROCK TURTLE	470	390	340	8,7/9,4	530	450	370	40	HDPE	✓
ROCK TURTLE	470	390	320	8,7/9,4	516	446	353	40	HDPE	✓
NEW MEGA WHEELS	453	345	185	7,5/8	554	447	252	35	HDPE	✓
BOMBER	422	327	185	5/5,5	479	403	213	30	HDPE	✓
PIVOT	417	323	274	7,2/7,3	485	484	294	35	HDPE	✓
ATOMIK215	465	352	215	5,2/5,8	485	406	221	25	PP	✓
ATOMIK WHEELS	465	352	255	6,4/7	485	406	257	25	PP	✓
GT 42-09	420	300	95	2,8	457	366	118	20	PP	✓
GT 42-16	420	300	160	3,5	457	367	183	25	PP	✓
GT 44-19	445	345	190	6,5	474	413	217	30	PP	✓
GT 52-21	520	285	205	6,8/7	550	350	225	30	PP	✓
GT 53-26	538	405	250	12	625	477	295	35	PP	✓
GT 58-23	580	440	220	12,5	670	509	264	40	PP	✓
BOXER	430	340	156	3/3,8	450	399	165	20	PP	✓
BOXER WHEELS	430	320	190	4,8	450	399	201	20	PP	✓
REVO21	445	315	198	4/4,1	466	378	212	20	PP	✓
REVO21 WH	445	315	223	5/5,1	466	378	240	20	PP	✓
R7	474	355	178	6/6,5	490	400	195	20	ALU	✓
ALC/170	435	335	185	5,9	464	375	185	20	ALU	
METAL LITE	465	343	170	7	493	394	204	15	ALU	
MUB78	780	410	330	6,3	807	467	347	50	PP	
MUB65	653	340	312	4,4	677	403	330	30	PP	
METRO ALU	470	350	185	5	485	400	205	20	ALU	✓
FLASH	450	320	160	3,7/4	470	360	167	20	ABS	✓
FLASH WH	450	320	190	5,2	470	360	167	20	ABS	✓

\*LOAD CAPACITY is an approximate figure of the case loading capacity with evenly distributed weight inside the product.



Versions		Airport Handling	Waterproof	Closure			Wheels	Page
PEL Elastics	PSS Rubber Blades			Key Locks	TSA Locks	Latches (padlockable)		
	AIPANEL (accessory)	✓				✓	✓	6/11
✓	✓	✓			✓		✓	12/13
✓	✓	✓			✓		✓	14/15
✓	✓	✓			✓		✓	16/17
✓	✓	✓			✓			18
✓		✓			✓		✓	19
✓	✓			COMBI (only .C version)				20/21
✓	✓			COMBI (only .C version)			✓	22/23
✓		✓	✓			✓		24
✓		✓	✓			✓		25
✓	✓	✓	✓			✓		26
✓	✓	✓	✓			✓	✓	27
✓		✓	✓			✓	✓	28
✓		✓	✓			✓	✓	29
✓				✓				30
✓				✓			✓	31
✓				✓				32
✓				✓			✓	33
				KEY+COMBI				34
✓				✓				35
✓				✓				35
						✓	✓	36
						✓		36
✓				COMBI				37
✓				✓				38
✓				✓			✓	39



WORK  
by GT Line





Heavy-duty tool bags made with tear resistant nylon 600D fabric, having the same shape and load capacity of the traditional leather bags.

General features:

- reinforced stitchings
- tear resistant Nylon 600D fabric
- bottom tray made of zinc plated steel
- water resistant TARPAULIN™ bottom
- adjustable padded shoulder belt
- handle with rubber grip
- refractive inserts for higher visibility

### BTP 01 R

- swing down front pallet with stitched sides to keep a 90° opening
- interior sides with stitched tool FLEXI POUCHES™

### BTP 02 R

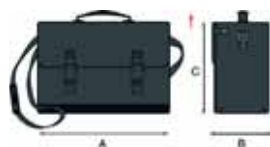
- swing down pallets with stitched sides to keep a 90° opening
- interior sides with stitched tool FLEXI POUCHES™ and PSS™ system



- swing down pallets un both sides (front and rear)

### BTP 03 R

- swing down pallets with stitched sides to keep a 90° opening
- interior sides with stitched tool FLEXI POUCHES™ and PSS™ system



#### INTERNAL DIMENSIONS (mm)

Model	A	B	C	Weight
BTP 01 R	370	155	250	2,9
BTP 02 R	415	180	270	4,4
BTP 03 R	470	215	350	5,6

Plumber tool bags made of Tarpaulin, strong, water-resistant material with reinforced stitchings.

General features:

- adjustable padded shoulder strap
- two closing buckles
- internal transparent pouch for small documents



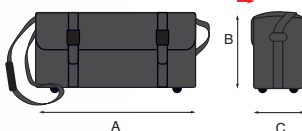
**BCF 134 R**



**BCF 135 R**



**BCF 136 R**



**INTERNAL DIMENSIONS (mm)**

Model	A	B	C	
BCF 134 R	410	200	180	1,2
BCF 135 R	450	200	180	1,3
BCF 136 R	520	200	180	1,5





### TOP 05 R

Multipurpose tool and laptop bag with rubber grip ergonomic handle and adjustable shoulder strap. Can accommodate a 15" laptop. Charge pocket included.

Dim.: 390x120x310 mm. - Weight: 1,45 Kg.  
L W H

EAN Code: 8024482189185



### TOP 10 R

Multipurpose tool and laptop bag with rubber grip ergonomic handle and adjustable shoulder strap. Phone holder. Charge pocket included.

Dim.: 400x130x310 mm. - Weight 1,4 Kg.  
L W H

EAN Code: 8024482189192



### TOP PILOT R

Pilot multipurpose tool and laptop bag with adjustable shoulder strap. Vertical access storage. Can accommodate a 18" laptop.

Dim.: 470x160x330 mm. - Weight: 2,9 Kg.  
L W H

EAN Code: 8024482188898





### TOP 07 R

Tool backpack with internal and external pouches for tools, accessories and documents.

Dim.: 300x140x400 mm. - Weight 2,3 Kg.

L W H

EAN Code: 8024482188775



Extractable tool pallet

Injection molded rigid bottom

### TOP 07 XL R

Tool backpack with internal and external pouches for tools, accessories and documents. Padded notebook area (up to 17"). Extractable tool pallet with elastics and pouches on both sides.

Dim.: 370x200x500 mm. - Weight 2 Kg.

L W H

EAN Code: 8024482188768



### TOP ROLLER R

Tool trolley with wheels and telescopic handle. Adjustable shoulder strap.

Dim.: 450x210x380 mm. - Weight: 2,7 Kg.

L W H

EAN Code: 8024482188751







Large wheels and easy extractable telescopic handle

## TOOL TROLLEY 01 R

Tool trolley/backpack designed for carrying both, tools and a 15" notebook.

2 frontal pouches for documents and accessories.

Dim.: 360x200x480 mm. - Weight: 4,25 Kg.

— L W H —

EAN Code: 8024482188744



Two internal double-sided reversible pallets, one with pouches for tools and one with a soft padded area for a 15" notebook.



Extractable rear straps transform the trolley into a practical backpack.



Large wheels and easy extractable telescopic handle

Removable top cover

## TROLLEY BASKET R

Spacious tool trolley, designed for carrying a large number of tools and a notebook. Large and robust metal handle. Adjustable shoulder strap. Frontal and side pouches for accessories.

Dim.: 500x340x400 mm. - Weight: 4,25 Kg.

— L W H —

EAN Code: 8024482189796





## BAG & CASE PTS R

Tool case with 2 extractable pallets with FLEXI POUCHES PLUS™ system. Bottom compartment with adjustable dividers. Zip with padlockable metal clip. Adjustable shoulder strap. Rubber corner reinforcements.

Dim.: 455x170x360 mm. - Weight: 4 Kg.



EAN Code: 8024482189512



## BAG 01 R

Tool bag with 2 extractable tool pallets with elastics. Internal pouch includes a special heat resistant ceramic cap to contain a soldering iron.

Dim.: 450x90x345 mm. - Weight: 1,5 Kg.



EAN Code: 8024482189697



## PSS COMPACT BAG R

Compact tool bag with two removable PSS™ tool pallets. Adjustable shoulder strap and large side pockets. Two small component boxes included (Art. WL 01 - WL 02).

Dim.: 230x110x320 mm. - Weight 1,5 Kg.



EAN Code: 8024482189529





## TOP 04 R

Tool bag with padded pouches and adjustable shoulder strap. Injection molded rigid bottom.

Dim.: 410x230x300 mm. - Weight: 1,3 Kg.

L W H

EAN Code: 8024482188904



## TOP 06 R

Tool bag with padded pouches and adjustable shoulder strap. Injection molded rigid bottom.

Dim.: 515x210x300 mm. - Weight: 1,55 Kg.

L W H

EAN Code: 8024482188911



## TOP BOX 04 R

Tool box with internal and external pouches. Internal net-pouch for documents or small accessories. Adjustable shoulder strap. Injection molded rigid bottom.

Dim.: 410x230x240 mm. - Weight: 1,2 Kg.

L W H

EAN Code: 8024482189222





### TOP 08 L R

Tool and document bag with internal removable paper-notebook-folder, tool pouches and external document pouch.

Dim.: 420x60x300 mm. - Weight: 1,3 Kg.

\_\_\_\_\_ L W H \_\_\_\_\_

EAN Code: 8024482189208



### TOP SMART R

Small tool bag with small document pocket and adjustable shoulder strap.

Dim.: 160x40x230 mm. - Weight 0,2 Kg.

\_\_\_\_\_ L W H \_\_\_\_\_

EAN Code: 8024482189710







### TOP LIFT BAG R

Rope access and climbing tool bag with padded pouches and adjustable shoulder strap. Allows tools to be organized during suspended works.

Dim.: 300x220x380 mm. - Weight 1,1 Kg.

\_\_\_\_\_ L W H \_\_\_\_\_

EAN Code: 8024482189703



Removable top cover

Injection molded rigid bottom

### TOP BASKET M R

Tool basket with tool pouches and elastics. Adjustable shoulder strap and robust metal handle. Injection molded rigid bottom. Swing down front and rear walls to keep a 90° opening.

Dim.: 410x230x280 mm. - Weight 1,4 Kg.

\_\_\_\_\_ L W H \_\_\_\_\_

EAN Code: 8024482188928



### TOP CHEST R

Tool chest with internal and external pouches. Internal extractable tool pallet with PSS™ system on both sides. Adjustable shoulder strap.

Dim.: 350x260x370 mm. - Weight 2,7 Kg.

\_\_\_\_\_ L W H \_\_\_\_\_

EAN Code: 8024482189215



Removable top cover



Extractable pallet



## TOP JACKET R

Multipurpose jacket with tool pouches. Adjustable velcro straps (shoulder and waist). Wide back padded ergonomic pouch. Name holder. Phone holder.

One size fits all - Weight 0,85 Kg.

EAN Code: 8024482189246



## TOP TOOL BELT R

Adjustable tool belt with stitched pouches.

Dim.: 500x230 mm. - Weight 0,3 Kg.

L H

EAN Code: 8024482188782

Belt: 1300 mm. (L max)



## TOP BUMBAG R

Tool bumbag. Ergonomic belt with padded side flaps. Spacious internal padded tool area with pouches.

Dim.: 320x140x180 mm. - Weight 0,6 Kg.

L W H

EAN Code: 8024482189239







**TOP BELT R with TOP DRILL R,  
TOP TAPE PLUS R and TOP NAIL R**



### TOP BELT R

Adjustable padded belt for tool pouches.  
Ideal to be customized with different tool  
holders.

Dim.: min/max 920/1350 mm.-Weight 0,13 Kg.

EAN Code: 8024482189475



### TOP TAPE PLUS R

Tape and small tools waist holder.  
Fits to art. TOP BELT R.

Dim.: 120x50x210 mm. - Weight 0,15 Kg.

EAN Code: 8024482189444



### TOP PHONE R

Mobile phone waist holder.  
Fits to art. TOP BELT R.

Dim.: 80x60x170 mm. - Weight 0,1 Kg.

EAN Code: 8024482189390



### TOP DRILL R

Drill or screwer waist scabbard.  
Fits to art. TOP BELT R.

Dim.: 150x35x350 mm. - Weight 0,1 Kg.

EAN Code: 8024482189468



### TOP ELECTRA R

Organized tool waist pouch.  
Fits to art. TOP BELT R.

Dim.: 280x70x300 mm. - Weight 0,25 Kg.

EAN Code: 8024482188799



### PSS POCKET R

Organized tool waist pouch with 2-tier  
PSS™ system. Tape holder.  
Fits to art. TOP BELT R.

Dim.: 220x25x320 mm. - Weight 0,5 Kg.

EAN Code: 8024482189536



### TOP BIT R

Bits waist holder.  
Fits to art. TOP BELT R.

Dim.: 110x25x155 mm. - Weight 0,1 Kg.

EAN Code: 8024482189819



### TOP NAIL R

Nail waist pouch with drawstring to prevent  
spillage of contents.  
Fits to art. TOP BELT R.

Dim.: 160x60x160 mm. - Weight 0,1 Kg.

EAN Code: 8024482189819



### SOFT TROLLEY 01 R

Multifunction trolley/backpack for tools, laptop, accessories and documents. Extractable internal pallet. Adjustable shoulder straps.

Dim.: 310x190x480 mm. - Weight 2,5 Kg.

L W H

EAN Code: 8024482188867

Extractable pallet



### SOFT PILOT R

Pilot multipurpose tool and laptop bag with adjustable shoulder strap. Can accommodate a 15.6" laptop. Detachable front compartment convertible into a practical carrying tool bag.

Dim.: 420x205x360 mm. - Weight: 2,1 Kg.

L W H

EAN Code: 8024482188874



Detachable front compartment



Vertical access storage

### BAG 04 R

Tool bag with internal and external pouches.

Dim.: 320x210x240 mm. - Weight 0,5 Kg.

L W H

EAN Code: 8024482188942







## BAG 05 R

Tool and document bag with pouches.  
Adjustable shoulder strap.

Dim.: 400x310x55 mm. - Weight 0,7 Kg.

EAN Code: 8024482188966



## BAG 06 R

Tool bag with internal and external pouches.  
Adjustable shoulder strap.

Dim.: 510x200x270 mm. - Weight 1,2 Kg.

EAN Code: 8024482188959



## BAG 07 R

Tool bag with internal and external pouches.  
Document area. Foldable internal tool panel.

Dim.: 310x120x390 mm. - Weight 0,8 Kg.

EAN Code: 8024482188881





### TOP TOOL ROLL R

Tool roll with stitched pouches and elastic strips for tools.

Dim.: 605x540 mm. (open) - Weight 0,4 Kg.

L H

Dim.: 350x180x50 mm. (closed)

L W H

EAN Code: 8024482189406



### TOOL ROLL 12T R

Tool roll with 12 pouches.  
Closure with buckle.

Dim.: (open): 500x320 mm. - Weight 0,35 Kg.

L H

EAN Code: 8024482189437



### TOOL ROLL 15T R

Tool roll with 15 pouches.  
Closure with buckle.

Dim.: (open): 680x320 mm. - Weight 0,4 Kg.

L H

EAN Code: 8024482189420



### TOOL ROLL 20T R

Tool roll with 20 pouches.  
Closure with buckle.

Dim.: (open): 790x320 mm. - Weight 0,5 Kg.

L H

EAN Code: 8024482189413



**EXPLORER**  
CASES



HARD CASES  
MADE IN ITALY



**1908**  
Int. Dim. 190x125x85 mm.  
7 1/2 x 4 15/16 x 3 3/8 in



**1913**  
Int. Dim. 190x125x135 mm.  
7 1/2 x 4 15/16 x 5 5/16 in



**2209**  
Int. Dim. 220x160x95 mm.  
8 11/16 x 6 5/16 x 3 3/4 in



**2214**  
Int. Dim. 220x160x145 mm.  
8 11/16 x 6 5/16 x 5 11/16 in



**2712**  
Int. Dim. 276x200x120 mm.  
10 7/8 x 7 7/8 x 4 3/4 in



**2712HL**  
Int. Dim. 276x200x120 mm.  
10 7/8 x 7 7/8 x 4 3/4 in



**2717**  
Int. Dim. 276x200x170 mm.  
10 7/8 x 7 7/8 x 6 11/16 in



**3818**  
Int. Dim. 380x270x180 mm.  
14 15/16 x 10 5/8 x 7 1/16 in

**3818HL**  
Int. Dim. 380x270x180 mm.  
14 15/16 x 10 5/8 x 7 1/16 in

**3823HL**  
Int. Dim. 380x270x230 mm.  
14 15/16 x 10 5/8 x 9 1/16 in



**4209HL**  
Int. Dim. 420x300x95 mm.  
16 9/16 x 11 13/16 x 3 3/4 in

**4216HL**  
Int. Dim. 420x300x160 mm.  
16 9/16 x 11 13/16 x 6 5/16 in

**4412**  
Int. Dim. 445x345x125 mm.  
17 1/2 x 13 9/16 x 4 15/16 in



**5117**  
Int. Dim. 517x277x173 mm.  
20 3/8 x 10 7/8 x 6 13/16 in

**5122**  
Int. Dim. 517x277x217 mm.  
20 3/8 x 10 7/8 x 8 9/16 in



**5140**  
Int. Dim. 581x381x455 mm.  
22 7/8 x 15 x 17 15/16 in



**5218HL**  
Int. Dim. 520x285x180 mm.  
20 1/2 x 11 1/4 x 7 1/16 in

**5221HL**  
Int. Dim. 520x285x205 mm.  
20 1/2 x 11 1/4 x 8 1/16 in



**7626HL**  
Int. Dim. 763x399x260 mm.  
30 1/16 x 15 11/16 x 10 1/4 in

**7630**  
Int. Dim. 765x485x305 mm.  
30 1/8 x 19 1/8 x 12 in

**7635HL**  
Int. Dim. 763x399x350 mm.  
30 1/16 x 15 11/16 x 13 3/4 in



**7641**  
Int. Dim. 765x485x415 mm.  
30 1/8 x 19 1/8 x 16 5/16 in



**9433**  
Int. Dim. 936x350x330 mm.  
36 7/8 x 13 3/4 x 13 in



**11413**  
Int. Dim. 1136x350x135 mm.  
44 3/4 x 13 3/4 x 5 5/16 in

**13513**  
Int. Dim. 1350x350x135 mm.  
53 1/8 x 13 3/4 x 5 5/16 in



**13527**  
Int. Dim. 1350x350x272 mm.  
53 1/8 x 13 3/4 x 10 11/16 in






**2717HL**   
 Int. Dim. 276x200x170 mm.  
 10 7/8 x 7 7/8 x 6 11/16 in

**3005**   
 Int. Dim. 300x210x58 mm.  
 11 13/16 x 8 1/4 x 2 5/16 in

**3317**   
 Int. Dim. 330x234x170 mm.  
 13 x 9 3/16 x 6 11/16 in

**3317HL**   
 Int. Dim. 330x234x170 mm.  
 13 x 9 3/16 x 6 11/16 in



**3317W**   
 Int. Dim. 330x350x170 mm.  
 13 x 13 3/4 x 6 11/16 in



**3815HL**   
 Int. Dim. 380x270x155 mm.  
 14 15/16 x 10 5/8 x 6 1/8 in




**4412HL**   
 Int. Dim. 445x345x125 mm.  
 17 1/2 x 13 9/16 x 4 15/16 in

**4419**   
 Int. Dim. 445x345x190 mm.  
 17 1/2 x 13 9/16 x 7 1/2 in

**4419HL**   
 Int. Dim. 445x345x190 mm.  
 17 1/2 x 13 9/16 x 7 1/2 in



**4820**   
 Int. Dim. 480x370x205 mm.  
 18 7/8 x 14 9/16 x 8 1/16 in

**4820HL**   
 Int. Dim. 480x370x205 mm.  
 18 7/8 x 14 9/16 x 8 1/16 in

**4825HL**   
 Int. Dim. 480x370x255 mm.  
 18 7/8 x 14 9/16 x 10 1/16 in



**5325**   
 Int. Dim. 538x405x250 mm.  
 21 3/16 x 15 15/16 x 9 13/16 in

**5326**   
 Int. Dim. 538x405x250 mm.  
 21 3/16 x 15 15/16 x 9 13/16 in



**5822**   
 Int. Dim. 580x440x220 mm.  
 22 13/16 x 17 5/16 x 8 11/16 in

**5823**   
 Int. Dim. 580x440x220 mm.  
 22 13/16 x 17 5/16 x 8 11/16 in



**5833**   
 Int. Dim. 580x440x330 mm.  
 22 13/16 x 17 5/16 x 13 in



**7726**   
 Int. Dim. 770x580x265 mm.  
 30 5/16 x 22 13/16 x 10 7/16 in




**7745**   
 Int. Dim. 770x580x450 mm.  
 30 5/16 x 22 13/16 x 17 11/16 in




**7814HL**   
 Int. Dim. 780x350x145 mm.  
 30 11/16 x 13 3/4 x 5 11/16 in





**9413**   
 Int. Dim. 936x350x135 mm.  
 36 7/8 x 13 3/4 x 5 5/16 in



**15416**   
 Int. Dim. 1540x377x160 mm.  
 60 5/8 x 14 13/16 x 6 5/16 in



**10826**   
 Int. Dim. 1080x620x260 mm.  
 42 1/2 x 24 7/16 x 10 1/4 in

**10840**   
 Int. Dim. 1080x620x400 mm.  
 42 1/2 x 24 7/16 x 15 3/4 in



TECHNICAL CHART

Table with columns: CASE MODEL, COLORS (BLACK, ORANGE, MIL GREEN, DESERT SAND, BLUE N, YELLOW), REMOV. LID, WHEELS, INTERNAL CONFIG, WEIGHT (KG), BUOYANCY (KG MAX), VOLUME (LITRES), INT. DIM. (mm) (L, W, D, LID, BASE), EXT. DIM. (mm) (L, W, D). Rows list various Explorer Case models and their specifications.

FEATURES



COLORS



Not all available on all models. Please refer to the Technical chart above

\* Warranty valid only if the case has not been subject to abuse, misuse, negligence or accident. Explorer Cases responsibility is limited to the case and not its content.





# New INTELLIRESPOND System

Smart Case System with embedded RFID NFC technology




[www.intellirespond.com](http://www.intellirespond.com)



*Expand your case functions to a new web connected dimension!*

IntelliRespond is a smart way to manage your cases and bags, the heart of the system is the "IntelliRespond App" Available for IOS and Android devices, this app handles a variety of useful features:

-  **MY PRODUCT**  
Access all information about your cases (Model, Technical specs, Warranty etc.)
-  **KIT MANAGER**  
Case Content Management (Store, check and see the content of your case without opening)
-  **MY SERVICE**  
Online assistance for any kind of inquiry concerning the product (Maintenance, Spare Parts, Tech Support etc.)
-  **NOTIFICATIONS**  
Receive any Product & Marketing update from GT LINE and keep track of your case activity list





*From now on everything will be as easy as tapping your phone!*





**GT Line srl** - Via del Lavoro, 9  
Loc. Crespellano  
40053 Valsamoggia (Bo) - Italy  
Tel. +39 051 65041 - Fax +39 051 734925  
sales@gtline.com  
**www.gtline.com**

follow us:  



REG. N. 1594-A  
UNI EN ISO 9001:2015

The information contained in this booklet are indicative only. GT reserves the right at all times to incorporate modifications in the models described, in accordance with technical or commercial requirements. GT cases are supplied without tools. Any trademark or logo are property of the respective owners.