



CATALOGUE 2015/16

Electrical connection technology / tools and measuring instruments



Verbindungen mit **System**
The **Power** of Partnership

Klauke[®]
A Textron Company



Expertise

Recognised worldwide as leading suppliers of connecting material, crimping and cutting tools for electrical, plumbing and heating systems.

Innovation

Our Innovation and Service Center is located at our headquarters in Remscheid. This is where - **since 1879** - new solutions have emerged from the discourse between the users and our experts.

Presence

In over 70 countries, our distributors ensure widespread, service-oriented support - **close to the customer at all times.**

Responsibility

Certified to the international standard ISO 14001:2004, we create innovative new products with the utmost respect for conservation – **future-oriented for a better environment.**

Quality Assurance

We offer the crafts, trade and industry perfectly coordinated products and services - **innovative and application-oriented.**



Electrical connection system

22

- Tubular cable lugs and connectors, blue connection[®] - Cu
- Copper tubular cable lugs and connectors - Cu
- Tubular cable lugs and connectors - nickel, stainless steel
- Copper compression cable lugs and connectors to DIN
- Terminals, connectors and pin terminals to DIN - Cu
- Sleeves for compacted conductors and sector-shaped conductors - Cu
- Aluminum compression cable lugs and connectors to DIN
- Aluminum/copper compression cable lugs and connectors
- Clamps and screw connectors
- Cable end-sleeves
- Cable connections, insulated and non insulated
- Assortments



Crimping dies

410

- Series 50
- Series 4
- Series 5
- Series 18
- Series 22
- Series 13
- Series 25
- Series 45



Holemaking tools

526

- Round and special shape punches
- Punching tools and sets
- Hole saws
- Bits and step bits



Cable pulling technology

594

- Fish tapes/pulling rods
- Cable pulling systems
- Cable puller
- Pulling grips
- Accessories



Technical Appendix

i-1

- Notes on the various crimping profiles
- Legend of pictograms used
- Conversion charts
- Standards, changes, improvements
- Service check list as master copy
- Order form as master copy
- Alphabetical Index
- Alphanumerical Index

- At Klauke we have always been committed to the future
- Our recipe for success: Klauke quality for global markets
- Solutions for the requirements of today and tomorrow
- Electrical conductors are the life line of the modern world
- The correct connector for every application and the matching tool for every connection
- Tools need service and users need advice – we offer both and more
- Trading partners have our full support
- Our distribution service:
- We are consistently better than the standards demand
- Environmental protection and sustainability – for us the only alternatives!
- Klauke always close by
- For reliable connections worldwide



Crimping and cutting tools

218

- Mechanical crimping and cutting tools
- Electric and pneumatic crimping tools
- Hand-operated hydraulic crimping and cutting tools
- Battery powered crimping and cutting tools
- Hydraulic universal tools and heads
- Hydraulic crimping and cutting heads
- Hydraulic drive units
- Hydraulic systems
- Accessories for hydraulic tools
- Force and pressure gauge systems



Hand tools

456

- VDE tools
- Standard tools
- Wire stripping tools
- Stripping tools
- Stripping tools for communication technology



Processing tools

582

- Special cutting tools
- Machining tools for bus bars
- Pumps and pump accessories




Testing and measuring instruments

614

- Voltage testers
- Digital multimeter
- Clamp meters
- VDE Testing instruments
- Temperature gauges
- Cable and conductor identifiers
- Network, measuring devices and testers





*At Klauke we have **always** been committed to the **future**.*

Success needs a vision. This is ours: pioneering solutions for trade and industry as well as a close partnership with our distribution channels. At Klauke we live this vision day after day.

In 1879 Gustav Klauke founded our company. Over time the markets changed, new technologies were developed and later replaced. Klauke constantly evolved and grew with innovative solutions that reflected the new demands of our customers.

10,000 solutions for the trade user

All over the world, Klauke is renowned for its high-quality electrical connection systems and tools for crimping, cutting and punching. By offering special solutions for the connection systems and the tools industry we meet the requirements in the most diverse industries. In total our product range comprises more than 10,000 products for trade, industry and also the growth markets of renewable energies and modern infrastructure.

Since 1996 Klauke belongs to the Greenlee Division of the Textron Group. With the focus on hole punching and cable pulling technology, Greenlee perfectly complements our own areas of competence.

Medium-sized German business meets global player

The close cooperation with a Group of 32,000 employees has generated important development impetus for both our customers and ourselves. As an example, we combine the virtues of a German medium-sized company with the strengths and global presence of a large corporation. This enables us to continuously optimise our processes and product quality, to remain a technological leader and to operate in future markets. Developing the future has always been our primary objective.





Our recipe for success:

Klauke quality for global markets.

For more than 130 years now, "Made in Germany" has been a certificate of origin, a claim to quality and the key to the success of our products. Klauke's long and successful history began with pliers production at our headquarters in Remscheid. From that acorn we have continued to grow. We are now an international organisation. All over the world, "Made by Klauke" is synonymous with outstanding quality products. Of that we are proud.

Worldwide presence with local solutions

Currently, more than 800 employees develop, produce and distribute the Klauke range from ten locations in Europe and Asia-Pacific and via Greenlee in North and South America. Backed by a global distribution network and Authorised Service Centers in over 50 countries, we are close to our customers and their needs throughout the world. Allowing us to create local solutions for regional markets and their special requirements.

“Made by Klauke stands for quality and proximity to local markets worldwide.”

Jörg Sokat
Marketing Manager





*Solutions for the requirements of **today and tomorrow***

Expertise

Electrical Distribution

The Klauke and Greenlee brands stand for innovation, safety and cost-effectiveness in installation technology - unconditionally and uncompromisingly. Both in electrical connection systems as well as in the case of tools and measuring devices, professional users all over the world trust in our products and application-orientated solutions.

Klauke: Electrical connection systems, crimping, cutting and hand tools

Greenlee: Holmaking tools, cable pulling technology, test and measurement instruments



Innovation

Automotive Connector Solutions

Klauke develops and produces electrical connection systems and special tools for the automotive industry, certified according to ISO/TS 164494:2009. Our solutions are used, for example, in vehicle electrical systems, engine and electro mobility concepts. Based on knowledge and experience attained over decades we incorporate the latest manufacturing processes to produce special tools.



Assembly Solutions

Industrial products often call for customer-specific punched parts, connecting materials, connectors and pre-assembled cables. Assembly Solutions from Klauke offer specific and highly-flexible solutions. Due to our in-house design and manufacturing expertise in electrical connection systems, we can also undertake unconventional requirements and small production runs quickly, reliably and economically.



Requirement

Customized Tools


Our battery hydraulic crimping tools are market leaders for solder free connections solutions. Furthermore Klauke's professional crimping and cutting tools provide the technological basis for customer specific solutions in many fields. In close collaboration with our customers, our tool experts develop innovative prototypes that eventually lead to production stage and then manufacturing.

***Electrical conductors are the
life line of the modern world.***

Reliable connections in energy and data networks are crucial to the supply systems and creature comforts of our society. Therefore, we develop and produce electrical connection systems and tools for energy generation, transport and distribution that meet the highest requirements.

Innovation for practical applications

Our focus is very much on day-to-day implementation practice. This is the basis upon which we have continued to develop the Klauke range over decades. Today, we have a complete range of mutually compatible cable lugs and connectors for low and medium voltage applications.





All Klauke solutions combine innovative capacity, technological expertise and close dialogue with users. They keep us in touch with the latest trends and our markets. Here are a few examples:

- ▶ The new blue connection system makes the connection of compacted conductors simpler, safer and more efficient than ever before. The special cable lugs and precisely-matching crimping dies for Klauke tools pay testimony to our system expertise.
- ▶ We rely on technologies that make our tools especially user-friendly, powerful and safe. For example, our tools feature ARS, the automatic retract stop, Li-Ion high-performance batteries and a lightweight, resilient steel/aluminum hybrid construction.
- ▶ We developed the LS 50-L Flex as a battery powered hydraulic punching tool specifically for working in constricted spaces. It combines an aluminum head that rotates through 360° with an especially narrow and compact design. Weighing just two kilos, it is also one of the lightest battery powered hydraulic tools around. The Li-Ion technology, which is compatible with all Klauke tools, provides the energy source. The LS 50-L Flex shows what we value most: Innovations for the user made in Germany, made by Klauke.



blue connection[®]
Simple. Safe. Efficient.





The correct connector for every application and the matching tool for every connection.

The system concept is paramount. The Klauke range has the right processing tool for every cable lug. The result is mutually compatible tubular cable lugs, crimping dies and mechanical and hydraulic crimping tools – quite simply the Klauke system.

From the requirement to the product

The system development starts by exchanging information with the users. Our engineers use their requirements and needs to create new, future-facing products and solutions. They make day-to-day activities simpler, safer and more efficient, exceeding expectations for performance, convenience and cost-effectiveness.



AHP 700-L: Systematic innovation

One example par excellence of system integration is the AHP 700-L, the new battery powered hydraulic drive unit for crimping, cutting and punching. This unit is compatible with all Klauke crimping and cutting heads, as well as with Greenlee punch retainers and the bus bar machining centre. It is also based on the same 18V Li-Ion technology as the Safety Plus generation of battery powered hydraulic tools.

The integrated pressure sensor determines the oil pressure required for each crimping operation. The Intelligent Pressing System - IPS for short - reports any deviations to the user immediately via optical and acoustic signals.

The identical batteries, the optional NG2 power supply and the diagnostics facility via USB adapter and i-press analysis software increase flexibility in practical use. The cross-model use of important technologies is part of Klauke's system concept: Everything matches, for improved safety and efficiency in day-to-day use.





Tools need **service** and users need **advice** – we offer both and more.

In workaday life, Klauke crimping and cutting tools are exposed to hot and cold temperatures and fouling from the harsh conditions prevailing on construction sites. Sometimes it rains, sometimes the sun burns down and dust is often widespread - a durability test for our tools. As with all high-tech solutions, they must therefore be inspected on a regular basis and serviced from time to time.

Worldwide service you can rely on


With an unbeatable technical maintenance and repair service, our company Service Centers along with Authorised Service Centers (ASC) ensure that Klauke tools retain their full functionality and guarantee reliable connections. Services range from regular tool inspection to service and repair work through to the free tool Hotline and an equipment hire facility.

Furthermore: Our mobile service van can be deployed for site operations upon request!



- ▶ Worldwide repair and maintenance service through over 50 authorised Service Centers (Klauke ASC).
- ▶ Complete maintenance service with annual inspection and work at fixed prices.
- ▶ Free Hotline for all questions about the tool service in Germany.
- ▶ Fast, uncomplicated equipment hire service for all standard tools.
- ▶ Mobile service van for site operations.





Trading partners have our full support.

Our trading partners - as the link to the customer - play a key role in the Klauke success story. We maintain close contact, provide expert advice and on-site support.

Training courses and trade fairs - Klauke is onboard

Our commitment starts with training courses and workshops for installation engineers, employees from the wholesale sector and distributors. Our partners receive intense support at all important national and international trade fairs. This is the ideal platform for presenting new products and sharing experiences. And of course, we support our distributors as experts with comprehensive information and advice.

Klauke demonstration van: Tools you can touch

The best arguments for Klauke tools are quality, performance and their proverbial suitability for daily use. We visit our distributors and users throughout Europe with a practical roadshow. The Klauke demonstration van carries electrical connection technology and tools from both Klauke and Greenlee that you can touch. Customer presentations, open-house events and internal training courses are enriched by hands-on experience.

Close cooperation for improving safety and enhancing expertise

Klauke is a strong brand worldwide. We stand for values such as innovation, quality, safety and sustainable economies. The trades and the users can rely on this brand promise at all times. With our cooperation partners of electrical brand initiatives, we commit to strengthening the brands and their worth. As an E-Check partner, we stand for tested safety in the electrical trade. Because for us there is no compromise when it comes to the safety of our products.





Our *distribution service:*

- ▶ Product presentations and expert advice on-site by our field service team.
- ▶ The Klauke demonstration van - on the road for our customers.
- ▶ Internal and external training courses and workshops for users.
- ▶ Information and advice at all important national and international trade fairs.
- ▶ Swift technical support from our experts for special applications.
- ▶ Upon request, we test your electrical connections and compile test reports.

We are *consistently better* than the standards demand.

Klauke products are used in environments that have to meet tough safety requirements. That's why their reliability and quality is of the utmost importance. For us, simply meeting the requirements of a standard is not enough. In terms of safety, ease-of-use and robustness, all Klauke products comply with the highest specifications and perform in excess of the standards required.

Quality starts with the process

Our internal processes provide the foundation required. Our focus on lean management principles increases efficiency, responsibility and personal commitment - from management to development to production and sales.

Klauke undergoes regular internal and external audits in order to safeguard the quality of our products and processes.

Our certifications

In terms of quality management, we are certified to ISO 9001:2008 and specifically for the automotive industry to ISO/TS 16949:2009. Klauke's environmental management system complies with the requirements of ISO 14001:2004.

These certifications guarantee that our customers can rely on their Klauke products and services at all times.



*Environmental protection and sustainability – for us **the only alternative!***

Environmental issues are extremely important to us. And a question of entrepreneurial responsibility. That's why Klauke is involved in the "Ökoprofit" (Ecoprofit) project of the Bergisch City Triangle, and is today certified to ISO 14001:2004.

Our goal: Continuous improvement

This international standard defines world-recognised standards for environmental management systems. It focuses on a continuous improvement process for environmental performance.

The result for us is clearly defined goals: Avoiding waste and errors, enhancing efficiency and minimising energy consumption in every production phase. Because we want to keep raw materials, fossil fuels and our environment for the next generations.

Employing resources correctly

Resource management is of course also important: In the procurement of material and components, we attach importance to top quality materials and components. To guarantee this, we work only with certified suppliers. This, coupled with our strict quality management principle, ensures our procurement, production and service standards are sustainably maintained.



Avoiding harmful substances

Ecologically harmless products are essential to our understanding of sustainable economic activity. Starting with the supplier chain, we make sure that all components and materials remain within environmental limits and we satisfy the requirements of directives such as REACH and RoHS. On principle, harmful substances such as lead and mercury, polycyclic aromatic hydrocarbons (PAH) are not used in Klauke products. Moreover, we use the most environmentally-compatible materials, resources and equipment possible, biodegradable hydraulic fluids for example. And so our products combine user orientation with environmental responsibility.

Increasing tool life

Our comprehensive range of services contributes to maintaining the performance of our tools over the long term. This is good for the environment, saves resources and increases the economic benefits for our customers.

Encouraging recycling

By the time a tool finally reaches the end of its useful life, the course for reuse has long been set. Even during the tool development phase, we plan and design our products and components for a high reuse and recycling quota. By taking back used devices free-of-charge within Germany, we support our customers, ensure professional recycling and satisfy the requirements of the WEEE Directive.

Taking responsibility, seizing opportunities

Environmental and resource management at all company levels is extremely important to Klauke. We perceive improving to become more and more innovative as an opportunity. And we take on this responsibility - for our customers, our employees and our children.

Tubular cable lugs and connectors blue connection® - Cu	24
Tubular cable lugs	26
Butt connectors	28
Tool application chart	29
Copper tubular cable lugs and connectors - Cu	30
Tubular cable lugs	32
Angle tubular cable lugs	36
Connectors	40
Insulated tubular cable lugs and connectors	44
Tubular cable lugs and connectors for fine stranded conductors	47
Tubular cable lugs and compression joints for solid conductors	51
Tubular cable lugs for switchgear connections	54
Tool application chart	55
Tubular cable lugs and connectors - nickel, stainless steel	62
Stainless steel tubular cable lugs and connectors	64
Tubular cable lugs and connectors - nickel	66
Tool application chart	68
Copper compression cable lugs and connectors to DIN	70
Compression cable lugs acc. to DIN 46235	72
Angle compression cable lugs	74
Compression cable lugs, special type	77
Compression joints acc. to DIN 46267, part 1 and similar versions	79
Tool application chart	84
Terminals, connectors and pin terminals to DIN - Cu	86
Solderless terminals acc. to DIN 46234	88
Insulated solderless terminals	90
Solderless terminals, fork and pin type	92
Insulated solderless terminals for meter connections	94
Solderless connectors acc. to DIN 46341	95
Tool application chart	97
Sleeves for compacted conductors and sector-shaped conductors - Cu	100
Aluminum compression cable lugs and connectors to DIN	106
Compression cable lugs acc. to DIN 46329 and similar versions - Al	108
Compression joints acc. to DIN 46267, part 2 and similar versions - Al	110
Reduction compression joints – Al	112
Compression joints, full tension – Al	115
Compression cable lugs and connectors for Al/St cables DIN EN 50182 - Al	116
Tool application chart	118
Aluminum/copper compression cable lugs and connectors	122
Compression cable lugs - Al/Cu	124
Compression joints - Al/Cu	126
Bi-metallic washer	129
Tool application chart	130



Clamps and screw connectors

132

Punched cable lugs - Cu	134
Screw connectors with soldering hole - CuZn	135
Parallel groove clamps for tap off connections - Cu	137
C and H-shaped clamps - Cu	139
Screw connectors for street lighting - CuZn	141
Screw connectors, high resistant aluminum alloy	142
Compact tap connectors, high resistant aluminum alloy	147
Tool application chart	150

Cable end-sleeves

152

Cable end-sleeves acc. to DIN 46228, part 1 and part 2	154
Insulated cable end-sleeves acc. to DIN 46228, part 4 and similar versions	157
Insulated cable end-sleeves for short circuit resistant conductors	162
Insulated twin cable end-sleeves	162
Insulated cable end-sleeves, strips and tapes	163
Tool application chart	165

Cable connections, insulated and non insulated

172

Insulated terminals	174
Non-insulated receptacles	184
Flexible connectors	188
Tool application chart	193

Assortments

196

Assortment boxes with tubular und compression cable lugs	198
Pocket boxes with cable end-sleeves	200
Pocket boxes with insulated cable end-sleeves	201
Assortment boxes with cable end-sleeves	206
Assortment boxes with insulated cable end-sleeves	206
Assortment boxes with insulated terminals	209



*Build on our experience:
No matter what the application,
we guarantee safe electrical connections.“*



Torsten Selbach,
Technical Support

blue connection®

Simple. Safe. Efficient.

blue connection® – because modern cables have narrower diameters

Modern compacted multi-stranded conductors are up to 15 percent thinner than comparable predecessors. At the same time, savings are often made on sheathing and insulation. Here, conventional tubular cable lugs and connectors usually have too much play - a considerable safety risk which has to date necessitated additional sleeves for compacted conductors.

Klauke has developed blue connection®, a special connection system for compacted multi-stranded conductors to VDE 0295 Class 2. Its copper tubular cable lugs and connectors are an exact fit for the new, thinner generation of conductors without any additional sleeves whatsoever. In combination with custom-made blue connection® crimping dies for Klauke's established tools, compacted conductors will in future also be crimped extremely simply, safely and efficiently.

Conventional, uncompacted multi-stranded conductor

- Large cable diameters dictated by conductor construction
- Round single wires

Compacted multi-stranded conductors to VDE 0295 Class 2

- Narrower cable diameter with the same conductor cross-section thanks to compacted single wires

Compacted conductors with space-saving single wires



Uncompacted conductors with round single wires

Comparison between conventional cables and the new cable generation with up to 15% narrower conductor diameter

Only blue fits exactly!



Cable lug



Crimping die



Tool

Cable lug with blue crimp info + blue crimping die + blue crimping tool = blue connection®

Simply assign and crimp.

- ▶ Perfect fit on compacted conductors to VDE 0295 Class 2.
- ▶ Simple assignment of crimping tool/crimping die through colour-coding system.
- ▶ Existing tools with replaceable crimping dies can continue to be used with blue connection® products.

Benefits:

- ▶ Crimping of compacted conductors without additional sleeves.
- ▶ No investment in new tools, only the crimping dies are replaced.



New blue crimp info shows the number of crimps and crimping direction

New designation – Safely connected.

- ▶ Designated by manufacturer's designation, nominal cross-section and hole dimension.
- ▶ Crimping direction and number of crimps.
- ▶ Compact design with form radius.
- ▶ Tested to IEC 61238, part 1.

Benefits:

- ▶ All information available at a glance.
- ▶ Bad crimps are avoided.
- ▶ Highly-stable and vibration-proof.

Efficient: High productivity, low costs

- ▶ New crimp geometries reduce the number of crimps.
- ▶ The processing of sleeves for compacted conductors is eliminated.
- ▶ Up to 35% less material used thanks to the compact design.
- ▶ Smaller packing units.

Benefits:

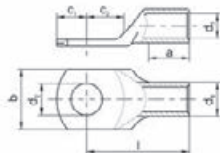
- ▶ Less time and lower cost expenditure when using the new cable lug system.
- ▶ Processing of sleeves for compacted conductors is eliminated.
- ▶ Lower material costs.
- ▶ Reducing storage costs through reduced material usage.



Tubular cable lugs, blue connection®, Cu



- ▶ For compacted multi-stranded conductors to VDE 0295 Class 2
- ▶ Accurate assignment of crimping tool/crimping die through colour-coding system
- ▶ Less crimpings due to max. crimping width
- ▶ Reduced costs due to compact dimensions



Characteristics

- Total cross-section: 6 - 400 mm²
- Rigid design thanks to special shaped radius
- Processing takes place without the use of additional sleeves
- Annealed material optimises material and crimping properties
- Flat contact surface and precise end machining for easy cable insertion

Material

- Copper acc. to EN 13600

Surface

- Tin-plated

Order info

- Also available with inspection hole, part number appendix "ms"
- 45° angle version also available, part number appendix "45"
- 90° angle version also available, part number appendix "90"
- Now also available in handy plastic boxes for smaller requirements, part number appendix "SB"

Nominal cross section mm ²	Size of bolt dia.	Part No.	Dimension mm								Weight/ 100 pcs. ~ kg	Packing unit/pcs
			d1	a	b	d2	d4	c1	c2	l		
6	M5	6B5	3.20	9.0	10.50	5.30	5.00	5.00	6.50	20.50	0.24	50
	M6	6B6	3.20	9.0	11.00	6.40	5.00	6.00	8.00	22.00	0.26	50*
	M8	6B8	3.20	9.0	12.50	8.40	5.00	8.00	10.00	24.00	0.29	50*
	M10	6B10	3.20	9.00	14.00	10.50	5.00	10.00	11.50	25.50	0.30	50
10	M5	10B5	4.20	9.00	11.50	5.30	6.20	5.00	6.50	21.00	0.35	50
	M6	10B6	4.20	9.00	12.00	6.40	6.20	6.00	8.00	22.50	0.39	50*
	M8	10B8	4.20	9.00	14.00	8.40	6.20	8.00	10.00	24.50	0.43	50*
16	M10	10B10	4.20	9.00	15.00	10.50	6.20	10.00	11.50	26.00	0.44	50
	M6	16B6	5.50	10.0	13.50	6.40	7.70	6.00	8.00	25.00	0.61	50*
	M8	16B8	5.50	10.0	15.00	8.40	7.70	8.00	10.00	27.00	0.65	50*
	M10	16B10	5.50	10.00	16.50	10.50	7.70	10.00	11.50	28.00	0.69	50
25	M12	16B12	5.50	10.00	18.50	13.00	7.70	12.00	13.00	29.50	0.72	50
	M6	25B6	6.60	10.0	15.00	6.40	9.00	6.00	8.00	25.50	0.81	25
	M8	25B8	6.60	10.0	16.00	8.40	9.00	8.00	10.00	27.50	0.88	50*
	M10	25B10	6.60	10.0	18.00	10.50	9.00	10.00	11.50	29.00	0.93	50*
35	M12	25B12	6.60	10.0	19.50	13.00	9.00	12.00	13.00	30.50	0.97	25
	M8	35B8	7.70	11.0	18.00	8.40	10.60	8.00	10.00	29.50	1.34	50*
	M10	35B10	7.70	11.0	19.50	10.50	10.60	10.00	11.50	31.00	1.42	50*
50	M12	35B12	7.70	11.0	21.00	13.00	10.60	12.00	13.00	32.50	1.48	25
	M8	50B8	9.20	11.0	19.00	8.40	12.40	8.00	10.00	31.00	1.87	25*
	M10	50B10	9.20	11.0	21.00	10.50	12.40	10.00	11.50	32.50	1.95	25*
	M12	50B12	9.20	11.0	23.00	13.00	12.40	12.00	13.00	34.00	2.05	25
70	M8	70B8	11.00	21.0	22.00	8.40	14.60	8.00	10.00	41.50	3.17	25
	M10	70B10	11.00	21.0	24.00	10.50	14.60	10.00	11.50	43.00	3.33	25*
	M12	70B12	11.00	21.0	25.00	13.00	14.60	12.00	13.00	44.50	3.46	25*
	M16	70B16	11.00	21.0	28.00	17.00	14.60	15.00	17.00	48.50	3.73	10
95	M10	95B10	13.00	21.0	26.00	10.50	17.00	10.00	11.50	44.50	4.55	25*
	M12	95B12	13.00	21.0	28.00	13.00	17.00	12.00	13.00	46.00	4.75	25*
	M16	95B16	13.00	21.0	30.00	17.00	17.00	15.00	17.00	50.00	5.01	10

Tubular cable lugs, blue connection®, Cu

Nominal cross section mm ²	Size of bolt dia.	Part No.	Dimension mm								Weight/ 100 pcs. ~ kg	Packing unit/pcs
			d1	a	b	d2	d4	c1	c2	l		
120	M10	120B10	14.50	22.0	28.00	10.50	19.00	10.00	11.50	47.00	6.02	25*
	M12	120B12	14.50	22.0	29.50	13.00	19.00	12.00	13.00	48.50	6.26	25*
	M16	120B16	14.50	22.0	32.00	17.00	19.00	15.00	17.00	52.50	6.73	10
150	M10	150B10	16.20	22.0	30.00	10.50	21.00	10.00	11.50	48.50	7.41	10
	M12	150B12	16.20	22.0	32.00	13.00	21.00	12.00	13.00	50.00	7.71	10
	M16	150B16	16.20	22.0	34.00	17.00	21.00	15.00	17.00	54.00	8.25	10
	M20	150B20	16.20	22.0	36.50	21.00	21.00	18.50	21.00	58.00	8.84	10
185	M10	185B10	18.00	24.0	33.00	10.50	23.00	10.00	11.50	52.00	9.21	10
	M12	185B12	18.00	24.0	33.00	13.00	23.00	12.00	13.00	53.50	9.43	10
	M16	185B16	18.00	24.0	36.00	17.00	23.00	15.00	17.00	57.70	10.14	10
	M20	185B20	18.00	24.0	38.50	21.00	23.00	18.50	21.00	61.50	10.90	10
240	M12	240B12	20.60	24.0	38.00	13.00	26.00	12.00	13.00	56.00	12.46	10
	M16	240B16	20.60	24.0	38.00	17.00	26.00	15.00	17.00	60.00	13.24	10
	M20	240B20	20.60	24.0	41.00	21.00	26.00	18.50	21.00	64.00	14.14	10
300	M12	300B12	23.10	33.0	41.00	13.00	28.00	12.00	13.00	67.00	14.39	5
	M16	300B16	23.10	33.0	41.00	17.00	28.00	15.00	17.00	71.00	15.27	5
	M20	300B20	23.10	33.0	41.00	21.00	28.00	18.50	21.00	75.00	16.2	5
400	M16	400B16	26.10	34.0	47.00	17.00	32.00	15.00	17.00	74.50	22.16	5
	M20	400B20	26.10	34.0	47.00	21.00	32.00	18.50	21.00	78.50	23.36	5

- ▶ 10-300 mm² IEC tested
- ▶ * = Also available in small handy packs
- ▶ **Tools: see chart page 29**




Tubular cable lugs and connectors, blue connection® - Cu

Butt connectors, blue connection®, Cu



- ▶ For compacted multi-stranded conductors to VDE 0295 Class 2
- ▶ Accurate assignment of crimping tool/crimping die through colour-coding system
- ▶ Less crimpings due to max. crimping width
- ▶ Reduced costs due to compact dimensions



Characteristics

- Total cross-section: 6 - 400 mm²
- Processing takes place without the use of additional sleeves
- Annealed material optimises material and crimping properties
- Precise end machining for easy cable insertion

Material

- Copper acc. to EN 13600

Surface

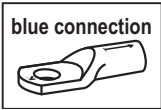
- Tin-plated

Order info

- Now also available in handy plastic boxes for smaller requirements, part number appendix "SB"

Nominal cross section mm ²	Part No.	Dimension mm			Weight/ 100 pcs. ~ kg	Packing unit/pcs
		d1	d4	l		
6	6B	3.20	5.00	25.00	0.255	50*
10	10B	4.20	6.20	25.00	0.360	50*
16	16B	5.50	7.70	27.00	0.543	50*
25	25B	6.60	9.00	27.00	0.699	50*
35	35B	7.70	10.60	28.00	1.026	50*
50	50B	9.20	12.40	28.00	1.334	25*
70	70B	11.00	14.60	48.00	3.065	25*
95	95B	13.00	17.00	48.00	3.987	25*
120	120B	14.50	19.00	50.00	5.157	25*
150	150B	16.20	21.00	52.00	6.379	10
185	185B	18.00	23.00	56.00	7.889	10
240	240B	20.60	26.00	58.00	10.000	10
300	300B	23.10	28.00	76.00	13.079	5
400	400B	26.10	32.00	78.00	18.453	5

- ▶ 10-300 mm² IEC tested
- ▶ * = Also available in small handy packs
- ▶ **Tools: see chart page 29**



■ Tool application chart

**Tubular cable lugs and butt connectors
blue connection®**

Crimping range corresponds to nominal cross-section mm²	Crimping tools			Tool type					Crimp profile	Page (Tool)
	Tools	Crimping head/ Adapter	Mechanical crimping tools	mechanical, electrical, pneumatic, crimping tools with interchangeable dies/heads	Hand hydraulic crimping tools	Battery powered crimping tools	Hydraulic crimping systems	Hydraulic crimping heads		
6-50	K05BC		•						⬡	246
6-150	K354			•					⬡	260
	EK354					•			⬡	314
	EK354L					•			⬡	316
6-240	HK60UNV	+UA5			•				⬡	354
	EK505L					•			⬡	318
	EKM60UNVL	+UA5				•			⬡	356
	EK60UNVL	+UA5				•			⬡	357
6-300	K22		•						⬡	264
	HK6022				•				⬡	288
	HK60UNV	+UA22			•				⬡	354
	EK6022L					•			⬡	324
	EKM6022L					•			⬡	322
	EKM60UNVL					•			⬡	356
	EK60UNVL					•			⬡	357
	THK22						•		⬡	364
	PK22							•	⬡	364
	PK60UNV	+UA22						•	⬡	355
10-120	K06BC		•						⬡	249
16-400	HK12030				•				⬡	292
	HK12042				•				⬡	294
	HK120U				•				⬡	296
	EK12030L					•			⬡	330
	EK12042L					•			⬡	332
	EK120UNVL					•			⬡	358
	EK120UL					•			⬡	334
	HK122EL380						•		⬡	390
	PK12042							•	⬡	368
	PK120U							•	⬡	370
25-150	K09BC		•						⬡	250

Safe connections to Klauke standards.

Copper tubular cable lugs and connectors for all applications.

Safe electrical connections are crucial. Power outages caused by faulty cable connections can cause severe damage. The power supply is interrupted. Production comes to a stand-still. Traffic is disrupted.

Tubular cable lugs and connectors from Klauke meet the highest quality requirements and satisfy international standards. Traditional applications are power supply, transportation, trade and industry, as well as building installation and railway technology.

We also develop and produce tailor made solutions.



- Extensive product range for low and medium-voltage applications.
- Distinct chamfer for easy entry of the conductor, burr-free edges.
- Consistent precision, high safety and rating properties thanks to high-quality pure electrolytic copper.
- Klauke coding system with manufacturer's identification, nominal cross-section and hole size.

Klauke tubular cable lugs are suitable for practically every application that uses copper conductors.



► **Make sure, when using Klauke connecting materials, that you always crimp towards the cable.**

■ Connections with system *for every application.*

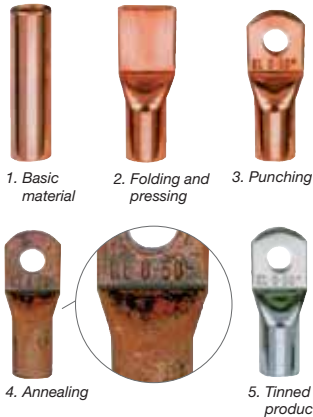


- ▶ Products to Klauke standards in various designs and shapes.
- ▶ To international standards such as IEC, UL, DNV and German Lloyd.
- ▶ Solutions for cables with compacted round conductors, cables with sector-shaped conductors and to suit individual requirements.
- ▶ Plus all corresponding manual and hydraulic crimping tools.

Benefits:

- ▶ The right products for every installation scenario.
- ▶ **Highest flexibility for connecting cables.**
- ▶ Standards-compliance permits international application.
- ▶ **A single source for everything** – from cable lugs to tools.
- ▶ Guarantees the correct tools for professional electrical installation.

▶ *More from Page 218.*



■ *Pure material, special processing.*

- ▶ Klauke tubular cable lugs are made from quality E-Cu tubes. All suppliers are certified.
- ▶ Defined, unique material properties by annealing the cable lugs.

Benefits:

- ▶ Optimised conductivity, enhanced safety and high cable lug rating thanks to high quality material.
- ▶ The **annealing of cable lugs during production** sets Klauke products apart and guarantees **outstanding installation properties**, with **minimised crimp force and less tool wear**.

■ *Hold even under strong and severe vibrations.*

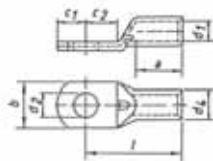
- ▶ Consistent material thickness, precise diameters and an accurate fit mean optimised processing and ultimate safety.
- ▶ Tested to DIN EN 61373 Class 1B **“Railway applications”**.

Benefits:

- ▶ With professional installation of the correct types, optimised stability even with mechanically stressed or severely vibrating connections.
- ▶ Less repair and maintenance.
- ▶ Safe connections even under high load, e.g. in public transport services.



Tubular cable lugs, Cu, standard type



- ▶ Cable lug for fine stranded conductors to VDE 0295 Class 5
- ▶ With inspection hole for monitoring the inserted cable



Characteristics

- Total cross-section: 0.75 - 6 mm²
- Annealed material optimises material and crimping properties
- Flat contact surface and precise end machining for easy cable insertion



Material

- Copper acc. to EN 13600

Surface

- Tin-plated to protect against corrosion (other surfaces available upon request)

Order info

- Now also available in handy plastic boxes for smaller requirements, part number appendix "SB"

Nominal cross section mm ²	Size of bolt dia.	Part No.	Dimension mm									Weight/ 100 pcs. ~ kg	Packing unit/pcs
			d1	a	b	d2	d4	c1	c2	l			
0.75	M3	91R3	1.3	6	6.0	3.2	2.8	3.25	4.0	12	0.060	100*	
	M4	91R4	1.3	6	6.5	4.3	2.8	4.00	5.0	13	0.060	100	
	M5	91R5	1.3	6	7.5	5.3	2.8	4.75	5.5	14	0.060	100	
1.5	M3	92R3	1.8	6	6.5	3.2	3.3	3.25	4.0	12	0.080	100	
	M4	92R4	1.8	6	6.5	4.3	3.3	4.00	5.0	13	0.080	100	
	M5	92R5	1.8	6	7.5	5.3	3.3	4.75	5.5	14	0.080	100*	
2.5	M6	92R6	1.8	6	9.0	6.5	3.3	6.50	6.5	16	0.090	100	
	M3	93R3	2.3	6	7.5	3.2	4.2	3.25	4.0	12	0.120	100	
	M4	93R4	2.3	6	7.5	4.3	4.2	4.00	5.0	13	0.120	100	
4	M5	93R5	2.3	6	8.5	5.3	4.2	4.75	5.5	14	0.130	100*	
	M6	93R6	2.3	6	9.5	6.5	4.2	6.50	6.5	16	0.150	100	
	M8	93R8	2.3	6	13.0	8.5	4.2	7.75	9.5	20	0.180	100	
6	M4	94R4	3.0	8	8.5	4.3	5.0	4.75	5.5	18	0.210	100	
	M5	94R5	3.0	8	9.0	5.3	5.0	4.75	6.0	18	0.213	100*	
	M6	94R6	3.0	8	10.0	6.5	5.0	6.50	6.5	19	0.220	100	
6	M8	94R8	3.0	8	13.0	8.5	5.0	8.50	9.5	22	0.280	100	
	M4	95R4	4.0	9	9.5	4.3	6.0	5.00	5.5	18	0.290	100	
	M5	95R5	4.0	9	9.5	5.3	6.0	6.00	6.0	19	0.300	100	
6	M6	95R6	4.0	9	10.0	6.5	6.0	7.00	6.5	19	0.300	100	
	M8	95R8	4.0	9	14.0	8.5	6.0	8.50	9.5	22	0.320	100	

▶ * = Also available in small handy packs

▶ Tools: see chart page 55

Tubular cable lugs, Cu, fork type

- ▶ For fine stranded conductors
- ▶ Fork-type version for simple and direct screw mounting
- ▶ With inspection hole for monitoring the inserted cable



Characteristics

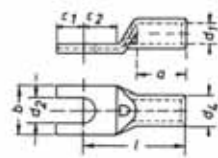
- Total cross-section: 0.75 - 16 mm²
- Annealed material optimises material and crimping properties
- Flat contact surface and precise end machining for easy cable insertion

Material

- Copper acc. to EN 13600

Surface

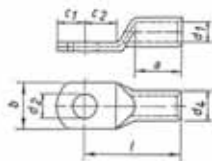
- Tin-plated to protect against corrosion (other surfaces available upon request)



Nominal cross section mm ²	Size of bolt dia.	Part No.	Dimension mm									Weight/ 100 pcs. ~ kg	Packing unit/pcs
			d1	a	b	d2	d4	c1	c2	l			
0.75	M3	91C3	1.3	6	6.0	3.2	2.8	3.25	4.0	12	0.06	100	
	M4	91C4	1.3	6	6.5	4.3	2.8	4.00	5.0	13	0.05	100	
	M5	91C5	1.3	6	7.5	5.3	2.8	4.75	5.5	14	0.06	100	
1.5	M3	92C3	1.8	6	6.5	3.2	3.3	3.25	4.0	12	0.07	100	
	M4	92C4	1.8	6	6.5	4.3	3.3	4.00	5.0	13	0.07	100	
	M5	92C5	1.8	6	7.5	5.3	3.3	4.75	5.5	14	0.07	100	
2.5	M6	92C6	1.8	6	9.0	6.5	3.3	6.50	6.5	16	0.08	100	
	M3	93C3	2.3	6	7.5	3.2	4.2	3.25	4.0	12	0.12	100	
	M4	93C4	2.3	6	7.5	4.3	4.2	4.00	5.0	13	0.11	100	
4	M5	93C5	2.3	6	8.5	5.3	4.2	4.75	5.5	14	0.12	100	
	M6	93C6	2.3	6	9.5	6.5	4.2	6.50	6.5	16	0.10	100	
	M4	94C4	3.0	8	8.5	4.3	5.0	4.75	5.5	17	0.19	100	
6	M5	94C5	3.0	8	9.0	5.3	5.0	4.75	6.0	17	0.19	100	
	M6	94C6	3.0	8	10.0	6.5	5.0	6.50	6.5	19	0.21	100	
	M8	94C8	3.0	8	13.0	8.5	5.0	8.50	9.5	22	0.24	100	
10	M4	95C4	4.0	9	9.5	4.3	6.0	5.00	5.5	18	0.27	100	
	M5	95C5	4.0	9	9.5	5.3	6.0	6.00	6.0	19	0.32	100	
	M6	95C6	4.0	9	10.0	6.5	6.0	7.00	6.5	19	0.27	100	
16	M8	95C8	4.0	9	14.0	8.5	6.0	8.50	9.0	22	0.31	100	
	M5	96C5	4.5	10	12.0	5.5	7.0	6.50	7.5	22	0.45	100	
	M6	96C6	4.5	10	12.0	6.5	7.0	6.50	7.5	22	0.41	100	
16	M8	96C8	4.5	10	15.0	8.5	7.0	10.00	10.0	25	0.52	100	
	M5	97C5	5.5	13	12.0	5.5	8.5	5.50	6.5	26	0.81	100	
	M6	97C6	5.5	13	12.0	6.5	8.5	6.25	7.5	27	0.81	100	
	M8	97C8	5.5	13	15.0	8.5	8.5	8.50	9.5	29	0.90	100	

▶ Tools: see chart page 55

Tubular cable lugs, Cu, standard type



- ▶ Ideal cable lug for panel building
- ▶ For multi-stranded round shaped conductors e.g. VDE 0295 Class 2
- ▶ For pre-rounded multi-stranded sector shaped conductors



Characteristics

- Total cross-section: 6 - 400 mm²
- Annealed material optimises material and crimping properties
- Flat contact surface and precise end machining for easy cable insertion
- Item identification on cable lug
- Acc. to DIN EN 61373 class 1 B approved to vibration



Material

- Copper acc. to EN 13600

Surface

- Tin-plated to protect against corrosion (other surfaces available upon request)

Order info

- Also available with inspection hole, part number appendix "ms"
- Now also available in handy plastic boxes for smaller requirements, part number appendix "SB"

Nominal cross section mm ²	Size of bolt dia.	Part No.	Dimension mm								Weight/ 100 pcs. ~ kg	Packing unit/pcs
			d1	a	b	d2	d4	c1	c2	l		
6	M5	1R5	3.5	9	10	5.5	6.5	6.50	7.5	21	0.50	100
	M6	1R6	3.5	9	12	6.5	6.5	6.50	7.5	21	0.47	100*
	M8	1R8	3.5	9	15	8.5	6.5	10.00	10.0	23	0.54	100
	M10	1R10	3.5	9	17	10.5	6.5	12.00	12.0	25	0.59	100
	M12	1R12	3.5	9	19	13.0	6.5	13.00	13.0	28	0.63	100
10	M5	2R5	4.5	10	12	5.5	7.0	6.50	7.5	22	0.50	100
	M6	2R6	4.5	10	12	6.5	7.0	6.50	7.5	22	0.49	100
	M8	2R8	4.5	10	15	8.5	7.0	10.00	10.0	25	0.58	100*
	M10	2R10	4.5	10	17	10.5	7.0	12.00	12.0	27	0.62	100
	M12	2R12	4.5	10	19	13.0	7.0	13.00	13.0	29	0.64	100
16	M5	3R5	5.5	13	12	5.5	8.5	5.50	6.5	26	0.84	100
	M6	3R6	5.5	13	12	6.5	8.5	6.25	7.5	27	0.86	100
	M8	3R8	5.5	13	15	8.5	8.5	8.50	9.5	29	0.93	100*
	M10	3R10	5.5	13	17	10.5	8.5	10.50	11.5	31	0.99	100
	M12	3R12	5.5	13	19	13.0	8.5	12.00	13.0	33	1.02	100
25	M5	4R5	7.0	15	14	5.5	10.0	7.50	7.5	30	1.22	25
	M6	4R6	7.0	15	14	6.5	10.0	7.50	7.5	30	1.20	100
	M8	4R8	7.0	15	16	8.5	10.0	10.00	10.0	32	1.31	100*
	M10	4R10	7.0	15	18	10.5	10.0	12.00	12.0	34	1.57	100
	M12	4R12	7.0	15	19	13.0	10.0	13.00	13.0	35	1.39	25
35	M14	4R14	7.0	15	21	15.0	10.0	14.50	14.5	38	1.49	25
	M6	5R6	8.5	17	17	6.5	12.0	7.50	7.5	32	1.85	100
	M8	5R8	8.5	17	17	8.5	12.0	10.00	10.0	34	2.00	100*
	M10	5R10	8.5	17	19	10.5	12.0	12.00	12.0	37	2.13	100
	M12	5R12	8.5	17	21	13.0	12.0	13.00	13.0	38	2.12	100
50	M14	5R14	8.5	17	21	15.0	12.0	14.50	14.5	40	2.18	25
	M16	5R16	8.5	17	26	17.0	12.0	16.00	16.0	42	2.24	25
	M6	6R6	10.0	19	20	6.5	14.0	10.00	10.0	37	3.00	25
	M8	6R8	10.0	19	20	8.5	14.0	10.00	10.0	37	2.93	50
	M10	6R10	10.0	19	20	10.5	14.0	12.00	12.0	39	3.08	50*
	M12	6R12	10.0	19	23	13.0	14.0	13.00	13.0	43	3.23	50

Tubular cable lugs, Cu, standard type

Nominal cross section mm ²	Size of bolt dia.	Part No.	Dimension mm								Weight/ 100 pcs. ~ kg	Packing unit/pcs
			d1	a	b	d2	d4	c1	c2	l		
50	M14	6R14	10.0	19	23	15.0	14.0	14.50	14.5	45	3.32	25
	M16	6R16	10.0	19	28	17.0	14.0	16.00	16.0	46	3.38	25
	M20	6R20	10.0	19	30	21.0	14.0	19.00	19.0	48	3.46	25
70	M6	7R6	12.0	21	23	6.5	16.5	10.00	10.0	43	4.49	25
	M8	7R8	12.0	21	23	8.5	16.5	10.00	10.0	43	4.38	50
	M10	7R10	12.0	21	23	10.5	16.5	12.00	12.0	44	4.54	50*
	M12	7R12	12.0	21	23	13.0	16.5	13.00	13.0	46	4.63	50
	M14	7R14	12.0	21	23	15.0	16.5	14.50	14.5	48	4.76	25
	M16	7R16	12.0	21	28	17.0	16.5	16.00	16.0	50	4.24	25
	M20	7R20	12.0	21	30	21.0	16.5	19.00	19.0	53	5.09	25
95	M8	8R8	13.5	25	26	8.5	18.0	12.00	12.0	48	5.44	25
	M10	8R10	13.5	25	26	10.5	18.0	12.00	12.0	48	5.40	50*
	M12	8R12	13.5	25	26	13.0	18.0	13.00	13.0	49	5.56	50
	M14	8R14	13.5	25	26	15.0	18.0	14.50	14.5	51	5.62	25
	M16	8R16	13.5	25	28	17.0	18.0	16.00	16.0	54	5.82	50
	M20	8R20	13.5	25	36	21.0	18.0	22.00	22.0	60	6.71	25
	M8	9R8	15.0	26	28	8.5	19.5	14.00	14.0	51	6.72	25
120	M10	9R10	15.0	26	28	10.5	19.5	14.00	14.0	51	6.57	50
	M12	9R12	15.0	26	28	13.0	19.5	14.00	14.0	51	6.38	50*
	M14	9R14	15.0	26	28	15.0	19.5	15.00	15.0	52	6.45	25
	M16	9R16	15.0	26	30	17.0	19.5	16.00	16.0	54	6.51	50
150	M20	9R20	15.0	26	36	21.0	19.5	22.00	22.0	63	7.74	25
	M8	10R8	16.5	30	31	8.5	21.0	14.00	14.0	56	7.78	10
	M10	10R10	16.5	30	31	10.5	21.0	14.00	14.0	56	7.62	10
	M12	10R12	16.5	30	31	13.0	21.0	15.00	15.0	57	7.73	25
	M14	10R14	16.5	30	31	15.0	21.0	15.00	15.0	57	7.64	10
	M16	10R16	16.5	30	31	17.0	21.0	16.00	16.0	58	7.53	10
	M20	10R20	16.5	30	36	21.0	21.0	22.00	22.0	66	8.80	10
185	M10	11R10	19.0	30	35	10.5	24.0	18.00	18.0	65	11.75	10
	M12	11R12	19.0	30	35	13.0	24.0	18.00	18.0	65	11.82	10
	M14	11R14	19.0	30	35	15.0	24.0	18.00	18.0	65	11.39	10
	M16	11R16	19.0	30	35	17.0	24.0	18.00	18.0	65	11.24	25
	M20	11R20	19.0	30	39	21.0	24.0	22.00	22.0	69	12.00	10
	M10	12R10	21.0	35	39	10.5	26.0	21.50	19.0	72	14.72	10
	M12	12R12	21.0	35	39	13.0	26.0	21.50	19.0	72	14.55	10
240	M14	12R14	21.0	35	39	15.0	26.0	21.50	19.0	72	14.24	10
	M16	12R16	21.0	35	39	17.0	26.0	21.50	19.0	72	14.09	25
	M20	12R20	21.0	35	39	21.0	26.0	21.50	19.0	72	13.60	10
	M12	13R12	23.5	44	43	13.0	29.5	24.00	24.0	87	23.33	5
300	M14	13R14	23.5	44	43	15.0	29.5	24.00	24.0	87	23.14	5
	M16	13R16	23.5	44	43	17.0	29.5	24.00	24.0	87	22.74	5
	M20	13R20	23.5	44	43	21.0	29.5	24.00	24.0	87	22.19	5
400	M12	14R12	27.0	44	49	13.0	34.0	24.00	24.0	90	32.41	5
	M14	14R14	27.0	44	49	15.0	34.0	24.00	24.0	90	32.24	5
	M16	14R16	27.0	44	49	17.0	34.0	24.00	24.0	90	31.98	5
	M20	14R20	27.0	44	49	21.0	34.0	24.00	24.0	90	31.41	5

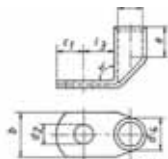
▶ 10-400 mm² IEC tested

▶ * = Also available in small handy packs

● Sleeves for compacted conductors and sleeves for 3- and 4-core conductors see chapter "Sleeves for compacted and sector shaped conductors-Cu"

▶ **Tools: see chart page 55**

Angle tubular cable lugs, copper, 90° angled, standard type



- ▶ For multi-stranded round shaped conductors e.g. VDE 0295 Class 2
- ▶ For pre-rounded multi-stranded sector shaped conductors
- ▶ Flat contact surface by special angle punching technology

Characteristics

- Total cross-section: 6 - 400 mm²
- Annealed material optimises material and crimping properties
- Precise end machining for easy cable insertion

Material

- Copper acc. to EN 13600

Surface

- Tin-plated to protect against corrosion (other surfaces available upon request)

Order info

- Also available with inspection hole, part number appendix "ms"

Nominal cross section mm ²	Size of bolt dia.	Part No.	Dimension mm							Weight/ 100 pcs. ~ kg	Packing unit/ pcs
			d1	a	b	d2	d4	c1	l3		
6	M5	41R5	3.5	9	10	5.5	6.5	7.5	9	0.59	50
	M6	41R6	3.5	9	12	6.5	6.5	7.5	10	0.58	50
	M8	41R8	3.5	9	14	8.5	6.5	10.0	13	0.61	50
	M10	41R10	3.5	9	17	10.5	6.5	12.0	15	0.65	50
	M12	41R12	3.5	9	19	13.0	6.5	13.0	17	0.62	50
10	M5	42R5	4.5	10	12	5.5	7.0	6.5	10	0.57	50
	M6	42R6	4.5	10	12	6.5	7.0	6.5	10	0.57	50
	M8	42R8	4.5	10	15	8.5	7.0	10.0	13	0.63	50
	M10	42R10	4.5	10	17	10.5	7.0	12.0	15	0.66	50
	M12	42R12	4.5	10	19	13.0	7.0	13.0	18	0.81	50
16	M5	43R5	5.5	13	12	5.5	8.5	7.5	10	1.01	50
	M6	43R6	5.5	13	12	6.5	8.5	7.5	11	1.01	50
	M8	43R8	5.5	13	15	8.5	8.5	10.0	13	1.08	50
	M10	43R10	5.5	13	17	10.5	8.5	12.0	15	1.09	50
	M12	43R12	5.5	13	19	13.0	8.5	13.0	18	1.15	50
25	M5	44R5	7.0	15	14	5.5	10.0	7.5	11	1.40	25
	M6	44R6	7.0	15	14	6.5	10.0	7.5	11	1.32	25
	M8	44R8	7.0	15	16	8.5	10.0	10.0	13	1.44	25
	M10	44R10	7.0	15	18	10.5	10.0	12.0	15	1.49	25
	M12	44R12	7.0	15	19	13.0	10.0	13.0	18	1.44	25
35	M14	44R14	7.0	15	21	15.0	10.0	14.5	20	1.55	25
	M6	45R6	8.5	17	17	6.5	12.0	7.5	11	2.05	25
	M8	45R8	8.5	17	17	8.5	12.0	10.0	13	2.20	25
	M10	45R10	8.5	17	19	10.5	12.0	12.0	15	2.28	25
	M12	45R12	8.5	17	21	13.0	12.0	13.0	18	2.38	25
50	M14	45R14	8.5	17	21	15.0	12.0	14.5	20	2.41	25
	M16	45R16	8.5	17	26	17.0	12.0	16.0	22	2.40	25
	M6	46R6	10.0	19	20	6.5	14.0	10.0	13	3.34	25
	M8	46R8	10.0	19	20	8.5	14.0	10.0	13	3.28	25
	M10	46R10	10.0	19	20	10.5	14.0	12.0	16	3.47	25
	M12	46R12	10.0	19	23	13.0	14.0	13.0	18	3.42	25
	M14	46R14	10.0	19	23	15.0	14.0	14.5	20	3.55	25
	M16	46R16	10.0	19	28	17.0	14.0	16.0	22	3.58	25
	M20	46R20	10.0	19	30	21.0	14.0	19.0	24	3.15	25

Angle tubular cable lugs, copper, 90° angled, standard type

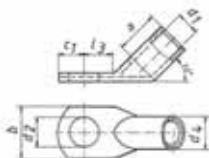
Nominal cross section mm ²	Size of bolt dia.	Part No.	Dimension mm							Weight/ 100 pcs. ~ kg	Packing unit/ pcs	
			d1	a	b	d2	d4	c1	l3			
70	M6	47R6	12.0	21	23	6.5	16.5	10.0	13	4.90	25	
	M8	47R8	12.0	21	23	8.5	16.5	10.0	14	4.80	25	
	M10	47R10	12.0	21	23	10.5	16.5	12.0	16	4.88	25	
	M12	47R12	12.0	21	23	13.0	16.5	13.0	18	4.99	25	
	M14	47R14	12.0	21	23	15.0	16.5	14.5	20	5.38	25	
	M16	47R16	12.0	21	28	17.0	16.5	16.0	22	5.35	25	
95	M20	47R20	12.0	21	30	21.0	16.5	19.0	24	5.30	25	
	M8	48R8	13.5	25	26	8.5	18.0	12.0	14	5.89	25	
	M10	48R10	13.5	25	26	10.5	18.0	12.0	17	5.88	25	
	M12	48R12	13.5	25	26	13.0	18.0	13.0	18	5.93	25	
	M14	48R14	13.5	25	26	15.0	18.0	14.5	20	6.03	25	
	M16	48R16	13.5	25	28	17.0	18.0	16.0	22	6.17	25	
120	M20	48R20	13.5	25	36	21.0	18.0	22.0	24	6.42	25	
	M8	49R8	15.0	26	28	8.5	19.5	14.0	16	7.26	10	
	M10	49R10	15.0	26	28	10.5	19.5	14.0	17	7.30	10	
	M12	49R12	15.0	26	28	13.0	19.5	14.0	18	7.19	10	
	M14	49R14	15.0	26	28	15.0	19.5	15.0	20	7.30	10	
	M16	49R16	15.0	26	30	17.0	19.5	16.0	22	7.35	10	
150	M20	49R20	15.0	26	36	21.0	19.5	22.0	24	7.60	10	
	M8	50R8	16.5	30	31	8.5	21.0	14.0	16	8.41	10	
	M10	50R10	16.5	30	31	10.5	21.0	14.0	17	8.27	10	
	M12	50R12	16.5	30	31	13.0	21.0	15.0	18	8.34	10	
	M14	50R14	16.5	30	31	15.0	21.0	15.0	20	8.52	10	
	M16	50R16	16.5	30	31	17.0	21.0	16.0	22	8.62	10	
185	M20	50R20	16.5	30	36	21.0	21.0	22.0	24	9.10	10	
	M10	51R10	19.0	30	35	10.5	24.0	18.0	22	12.17	10	
	M12	51R12	19.0	30	35	13.0	24.0	18.0	22	11.97	10	
	M14	51R14	19.0	30	35	15.0	24.0	18.0	22	11.77	10	
	M16	51R16	19.0	30	35	17.0	24.0	18.0	22	11.53	10	
	M20	51R20	19.0	30	39	21.0	24.0	22.0	24	12.00	10	
240	M10	52R10	21.0	35	39	10.5	26.0	21.5	22	15.60	10	
	M12	52R12	21.0	35	39	13.0	26.0	21.5	22	15.60	10	
	M14	52R14	21.0	35	39	15.0	26.0	21.5	22	15.41	10	
	M16	52R16	21.0	35	39	17.0	26.0	21.5	22	15.18	10	
	M20	52R20	21.0	35	39	21.0	26.0	21.5	24	14.80	10	
	300	M12	53R12	23.5	44	43	13.0	29.5	24.0	24	23.60	5
M14		53R14	23.5	44	43	15.0	29.5	24.0	24	23.40	5	
M16		53R16	23.5	44	43	17.0	29.5	24.0	24	20.99	5	
M20		53R20	23.5	44	43	21.0	29.5	24.0	24	22.70	5	
400		M12	54R12	27.0	44	49	13.0	34.0	24.0	24	32.53	5
		M14	54R14	27.0	44	49	15.0	34.0	24.0	24	33.40	5
	M16	54R16	27.0	44	49	17.0	34.0	24.0	24	32.60	5	
	M20	54R20	27.0	44	49	21.0	34.0	24.0	24	31.80	5	

▶ 10-400 mm² IEC tested

🔗 Sleeves for compacted conductors and sleeves for 3- and 4-core conductors see chapter "Sleeves for compacted and sector shaped conductors-Cu"

▶ **Tools: see chart page 55**

Angle tubular cable lugs, copper, 45° angled, standard type



- ▶ For multi-stranded round shaped conductors e.g. VDE 0295 Class 2
- ▶ For pre-rounded multi-stranded sector shaped conductors
- ▶ Flat contact surface by special angle punching technology



Characteristics

- Total cross-section: 6 - 400 mm²
- Annealed material optimises material and crimping properties
- Precise end machining for easy cable insertion



Material

- Copper acc. to EN 13600



Surface

- Tin-plated to protect against corrosion (other surfaces available upon request)

Order info

- Also available with inspection hole, part number appendix "ms"

Nominal cross section mm ²	Size of bolt dia.	Part No.	Dimension mm							Weight/ 100 pcs. ~ kg	Packing unit/pcs
			d1	a	b	d2	d4	c1	l3		
6	M5	41R545	3.5	9	10	5.5	6.5	7.5	9	0.60	50
	M6	41R645	3.5	9	12	6.5	6.5	7.5	10	0.58	50
	M8	41R845	3.5	9	14	8.5	6.5	10.0	13	0.68	50
	M10	41R1045	3.5	9	17	10.5	6.5	12.0	15	0.70	50
	M12	41R1245	3.5	9	19	13.0	6.5	13.0	17	0.70	50
10	M5	42R545	4.5	10	12	5.5	7.0	6.5	10	0.57	50
	M6	42R645	4.5	10	12	6.5	7.0	6.5	10	0.57	50
	M8	42R845	4.5	10	15	8.5	7.0	10.0	13	0.63	50
	M10	42R1045	4.5	10	17	10.5	7.0	12.0	15	0.68	50
	M12	42R1245	4.5	10	19	13.0	7.0	13.0	18	0.68	50
16	M5	43R545	5.5	13	12	5.5	8.5	7.5	10	1.01	50
	M6	43R645	5.5	13	12	6.5	8.5	7.5	11	1.06	50
	M8	43R845	5.5	13	15	8.5	8.5	10.0	13	1.15	50
	M10	43R1045	5.5	13	17	10.5	8.5	12.0	15	1.09	50
	M12	43R1245	5.5	13	19	13.0	8.5	13.0	18	1.15	50
25	M5	44R545	7.0	15	14	5.5	10.0	7.5	11	1.40	25
	M6	44R645	7.0	15	14	6.5	10.0	7.5	11	1.32	25
	M8	44R845	7.0	15	16	8.5	10.0	10.0	13	1.44	25
	M10	44R1045	7.0	15	18	10.5	10.0	12.0	15	1.49	25
	M12	44R1245	7.0	15	19	13.0	10.0	13.0	18	1.44	25
35	M14	44R1445	7.0	15	21	15.0	10.0	14.5	20	1.55	25
	M6	45R645	8.5	17	17	6.5	12.0	7.5	11	2.05	25
	M8	45R845	8.5	17	17	8.5	12.0	10.0	13	2.20	25
	M10	45R1045	8.5	17	19	10.5	12.0	12.0	15	2.28	25
	M12	45R1245	8.5	17	21	13.0	12.0	13.0	18	2.38	25
50	M14	45R1445	8.5	17	21	15.0	12.0	14.5	20	2.41	25
	M16	45R1645	8.5	17	26	17.0	12.0	16.0	22	2.40	25
	M6	46R645	10.0	19	20	6.5	14.0	10.0	13	3.43	25
	M8	46R845	10.0	19	20	8.5	14.0	10.0	13	3.28	25
	M10	46R1045	10.0	19	20	10.5	14.0	12.0	16	3.47	25
50	M12	46R1245	10.0	19	23	13.0	14.0	13.0	18	3.42	25
	M14	46R1445	10.0	19	23	15.0	14.0	14.5	20	3.65	25
	M16	46R1645	10.0	19	28	17.0	14.0	16.0	22	3.76	25

Angle tubular cable lugs, copper, 45° angled, standard type

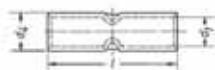
Nominal cross section mm ²	Size of bolt dia.	Part No.	Dimension mm							Weight/ 100 pcs. ~ kg	Packing unit/pcs
			d1	a	b	d2	d4	c1	l3		
50	M20	46R2045	10.0	19	30	21.0	14.0	19.0	24	3.30	25
	M6	47R645	12.0	21	23	6.5	16.5	10.0	13	5.06	25
	M8	47R845	12.0	21	23	8.5	16.5	10.0	14	5.06	25
70	M10	47R1045	12.0	21	23	10.5	16.5	12.0	16	5.25	25
	M12	47R1245	12.0	21	23	13.0	16.5	13.0	18	5.30	25
	M14	47R1445	12.0	21	23	15.0	16.5	14.5	20	5.60	25
	M16	47R1645	12.0	21	28	17.0	16.5	16.0	22	5.61	25
95	M20	47R2045	12.0	21	30	21.0	16.0	19.0	24	5.60	25
	M8	48R845	13.5	25	26	8.5	18.0	12.0	14	6.19	25
	M10	48R1045	13.5	25	26	10.5	18.0	12.0	17	5.70	25
	M12	48R1245	13.5	25	26	13.0	18.0	13.0	18	6.67	25
	M14	48R1445	13.5	25	26	15.0	18.0	14.5	20	6.60	25
	M16	48R1645	13.5	25	28	17.0	18.0	16.0	22	6.78	25
120	M20	48R2045	13.5	25	36	21.0	18.0	22.0	24	6.80	25
	M8	49R845	15.0	26	28	8.5	19.5	14.0	16	7.92	10
	M10	49R1045	15.0	26	28	10.5	19.5	14.0	17	7.99	10
	M12	49R1245	15.0	26	28	13.0	19.5	14.0	18	7.96	10
	M14	49R1445	15.0	26	28	15.0	19.5	15.0	20	7.94	10
	M16	49R1645	15.0	26	30	17.0	19.5	16.0	22	8.26	10
150	M20	49R2045	15.0	26	36	21.0	19.5	22.0	24	8.20	10
	M8	50R845	16.5	30	31	8.5	21.0	14.0	16	9.00	10
	M10	50R1045	16.5	30	31	10.5	21.0	14.0	17	9.15	10
	M12	50R1245	16.5	30	31	13.0	21.0	15.0	18	8.75	10
	M14	50R1445	16.5	30	31	15.0	21.0	15.0	20	9.20	10
	M16	50R1645	16.5	30	31	17.0	21.0	16.0	22	9.22	10
185	M20	50R2045	16.5	30	36	21.0	21.0	22.0	24	9.26	10
	M10	51R1045	19.0	30	35	10.5	24.0	18.0	22	13.30	10
	M12	51R1245	19.0	30	35	13.0	24.0	18.0	22	13.32	10
	M14	51R1445	19.0	30	35	15.0	24.0	18.0	22	13.40	10
	M16	51R1645	19.0	30	35	17.0	24.0	18.0	22	12.80	10
	M20	51R2045	19.0	30	39	21.0	24.0	22.0	24	13.10	10
240	M10	52R1045	21.0	35	39	10.5	26.0	21.5	22	16.28	10
	M12	52R1245	21.0	35	39	13.0	26.0	21.5	22	16.80	10
	M14	52R1445	21.0	35	39	15.0	26.0	21.5	22	16.40	10
	M16	52R1645	21.0	35	39	17.0	26.0	21.5	22	16.10	10
	M20	52R2045	21.0	35	39	21.0	26.0	21.5	24	16.10	10
	300	M12	53R1245	23.5	44	43	13.0	29.5	24.0	24	24.08
M14		53R1445	23.5	44	43	15.0	29.5	24.0	24	24.20	5
M16		53R1645	23.5	44	43	17.0	29.5	24.0	24	23.23	5
M20		53R2045	23.5	44	43	21.0	29.5	24.0	24	23.50	5
400	M12	54R1245	27.0	44	49	13.0	34.0	24.0	24	34.00	5
	M14	54R1445	27.0	44	49	15.0	34.0	24.0	24	33.40	5
	M16	54R1645	27.0	44	49	17.0	34.0	24.0	24	34.28	5
	M20	54R2045	27.0	44	49	21.0	34.0	24.0	24	31.80	5

▶ 10-400 mm² IEC tested

▶ Sleeves for compacted conductors and sleeves for 3- and 4-core conductors see chapter "Sleeves for compacted and sector shaped conductors-Cu"

▶ Tools: see chart page 55

Butt connectors, Cu, standard type



- ▶ For multi-stranded conductors e.g. VDE 0295 Class 2
- ▶ For pre-rounded multi-stranded sector shaped conductors
- ▶ Precise end machining for easy cable insertion

Characteristics

- Total cross-section: 0.75 - 400 mm²
- With buttmarks for precise cable insertion
- Annealed material optimises material and crimping properties

Material

- Copper acc. to EN 13600

Surface

- Tin-plated to protect against corrosion (other surfaces available upon request)

Order info

- Also available without buttmarks, part number appendix "om"
- Now also available in handy plastic boxes for smaller requirements, part number appendix "SB"

Nominal cross section mm ²	Part No.	Dimension mm			Weight/ 100 pcs. ~ kg	Packing unit/pcs
		d1	d4	l		
0.75	17R	1.3	2.8	20	0.09	100*
1.5	18R	1.8	3.3	25	0.12	100*
2.5	19R	2.3	4.2	25	0.20	100*
4	20R	3.0	5.0	25	0.26	100*
6	21R	3.5	6.5	25	0.50	100*
10	22R	4.5	7.0	30	0.72	100*
16	23R	5.5	8.5	35	1.00	100*
25	24R	7.0	10.0	40	1.41	50*
35	25R	8.5	12.0	45	2.24	50*
50	26R	10.0	14.0	50	3.36	50*
70	27R	12.0	16.5	55	4.87	50*
95	28R	13.5	18.0	60	5.91	25*
120	29R	15.0	19.5	65	7.00	25*
150	30R	16.5	21.0	70	8.12	10
185	31R	19.0	24.0	75	10.06	10
240	32R	21.0	26.0	85	13.82	10
300	33R	23.5	29.5	100	21.94	5
400	34R	27.0	34.0	100	29.65	5

▶ 10-400 mm² IEC tested

▶ * = Also available in small handy packs

🔗 Sleeves for compacted conductors and sleeves for 3- and 4-core conductors see chapter "Sleeves for compacted and sector shaped conductors-Cu"

▶ **Tools: see chart page 55**

Parallel connectors, Cu, standard type

- ▶ Ideal for connecting differing cable cross-sections
- ▶ Precise end machining for easy cable insertion



Characteristics

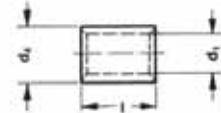
- Total cross-section: 1.5 - 300 mm²
- Annealed material optimises material and crimping properties

Material

- Copper acc. to EN 13600

Surface

- Tin-plated to protect against corrosion (other surfaces available upon request)

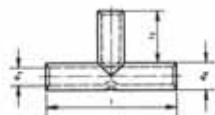


Nominal cross section mm ²	Part No.	Dimension mm			Weight/ 100 pcs. ~ kg	Packing unit/pcs
		d1	d4	l		
1.5	148R	1.8	3.3	5	0.03	100
2.5	149R	2.3	4.2	5	0.04	100
4	150R	3.0	5.0	7	0.08	100
6	151R	4.0	6.0	7	0.09	100
10	152R	4.5	7.0	9	0.17	100
16	153R	5.5	8.5	10	0.28	100
25	154R	7.0	10.0	13	0.44	100
35	155R	8.5	12.0	16	0.78	100
50	156R	10.0	14.0	19	1.22	100
70	157R	12.0	16.5	19	1.62	50
95	158R	13.5	18.0	20	1.90	50
120	159R	15.0	19.5	22	2.28	50
150	160R	16.5	21.0	26	3.00	50
185	161R	19.0	24.0	30	4.37	50
240	162R	21.0	26.0	32	5.30	25
300	163R	23.5	29.5	36	8.05	25

▶ The specified nominal cross section is in accordance with the total cross section of the cable.

▶ **Tools: see chart page 55**

T-connectors, Cu, standard type



- ▶ For multi-stranded conductors e.g. VDE 0295 Class 2
- ▶ For pre-rounded multi-stranded sector shaped conductors
- ▶ Special version for cable tap conductors

Characteristics

- Total cross-section: 1.5 - 240 mm²
- Annealed material optimises material and crimping properties
- Precise end machining for easy cable insertion

Material

- Copper acc. to EN 13600

Surface

- Tin-plated to protect against corrosion (other surfaces available upon request)

Nominal cross section mm ²	Part No.	Dimension mm				Weight/ 100 pcs. ~ kg	Packing unit/pcs
		d1	d4	l	l1		
1.5	TV15	1.8	3.3	30	12	0.23	50
2.5	TV2.5	2.3	4.2	30	12	0.37	50
4	TV4	3.0	5.0	30	12	0.45	50
6	TV6	4.0	6.0	35	14	0.73	50
10	TV10	4.5	7.0	35	14	1.05	50
16	TV16	5.5	8.5	50	21	2.20	50
25	TV25	7.0	10.0	55	23	2.90	25
35	TV35	8.5	12.0	70	30	5.20	25
50	TV50	10.0	14.0	80	34	7.90	25
70	TV70	12.0	16.5	85	35	11.20	10
95	TV95	13.5	18.0	90	36	13.00	10
120	TV120	15.0	19.5	95	38	14.70	10
150	TV150	16.5	21.0	110	44	18.90	10
185	TV185	19.0	24.0	115	45	25.00	5
240	TV240	21.0	26.0	130	52	31.10	5

ⓘ Sleeves for compacted conductors and sleeves for 3- and 4-core conductors see chapter "Sleeves for compacted and sector shaped conductors-Cu"

▶ **Tools: see chart page 55**

Cross-connectors, Cu, standard type

- ▶ For multi-stranded conductors e.g. VDE 0295 Class 2
- ▶ For pre-rounded multi-stranded sector shaped conductors
- ▶ Version for double cable tap conductors



Characteristics

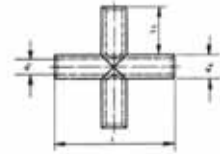
- Total cross-section: 1.5 - 240 mm²
- Annealed material optimises material and crimping properties
- Precise end machining for easy cable insertion

Material

- Copper acc. to EN 13600

Surface

- Tin-plated to protect against corrosion (other surfaces available upon request)



Nominal cross section mm ²	Part No.	Dimension mm				Weight/100 pcs. ~ kg	Packing unit/pcs
		d1	d4	l	l1		
1.5	KV15	1.8	3.3	30	12	0.320	25
2.5	KV2.5	2.3	4.2	30	12	0.490	25
4	KV4	3.0	5.0	30	12	0.650	25
6	KV6	4.0	6.0	35	14	0.950	25
10	KV10	4.5	7.0	35	14	1.350	25
16	KV16	5.5	8.5	50	21	2.950	25
25	KV25	7.0	10.0	55	23	4.000	15
35	KV35	8.5	12.0	70	30	6.900	15
50	KV50	10.0	14.0	80	34	10.400	15
70	KV70	12.0	16.5	85	35	14.600	15
95	KV95	13.5	18.0	90	36	17.100	15
120	KV120	15.0	19.5	95	38	19.400	5
150	KV150	16.5	21.0	110	44	24.100	5
185	KV185	19.0	24.0	115	45	32.100	5
240	KV240	21.0	26.0	130	52	41.100	5

ⓘ Sleeves for compacted conductors and sleeves for 3- and 4-core conductors see chapter "Sleeves for compacted and sector shaped conductors-Cu"

▶ **Tools: see chart page 55**

Insulated tubular cable lugs, Cu, standard type



- ▶ For multi-stranded conductors e.g. VDE 0295 Class 2
- ▶ For pre-rounded multi-stranded sector shaped conductors
- ▶ No additional insulation of the crimped connection required

Characteristics

- Total cross-section: 10 - 150 mm²
- Is directly crimped with the insulation
- Annealed material optimises material and crimping properties
- Precise end machining for easy cable insertion
- Heat resistant to 105° C

Material

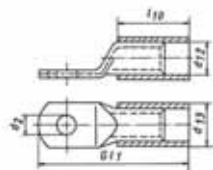
- Cable lug: Copper acc. to EN 13600
- Insulation sleeve: PA, halogen-free

Surface

- Tin-plated

Order info

- Also available with inspection hole, part number appendix "ms"



Nominal cross section mm²	Size of bolt dia.	Part No.	Colour	Dimension mm						Weight 100 pcs. ~kg		Packing unit/ pcs
				d12	d13	d2	G11	l10	Cu	Total		
10	M5	602R5	Red	7.0	9.0	5.5	35.5	17.0	0.50	0.548	25	
	M6	602R6	Red	7.0	9.0	6.5	35.5	17.0	0.49	0.538	25	
	M8	602R8	Red	7.0	9.0	8.5	42.0	17.0	0.58	0.628	25	
	M10	602R10	Red	7.0	9.0	10.5	46.0	17.0	0.62	0.668	25	
	M12	602R12	Red	7.0	9.0	13.0	49.0	17.0	0.64	0.688	25	
16	M5	603R5	Blue	8.5	10.5	5.5	39.5	21.0	0.84	0.907	25	
	M6	603R6	Blue	8.5	10.5	6.5	41.3	21.0	0.86	0.927	25	
	M8	603R8	Blue	8.5	10.5	8.5	45.5	21.0	0.93	0.997	25	
	M10	603R10	Blue	8.5	10.5	10.5	49.5	21.0	0.99	1.057	25	
	M12	603R12	Blue	8.5	10.5	13.0	54.0	21.0	1.02	1.087	25	
25	M5	604R5	Yellow	10.0	12.0	5.5	45.0	24.0	1.22	1.312	25	
	M6	604R6	Yellow	10.0	12.0	6.5	46.5	24.0	1.20	1.292	25	
	M8	604R8	Yellow	10.0	12.0	8.5	51.0	24.0	1.31	1.402	25	
	M10	604R10	Yellow	10.0	12.0	10.5	55.0	24.0	1.57	1.662	25	
	M12	604R12	Yellow	10.0	12.0	13.0	57.0	24.0	1.39	1.482	25	
35	M14	604R14	Yellow	10.0	12.0	15.0	61.5	24.0	1.49	1.582	25	
	M6	605R6	Red	12.0	14.5	6.5	49.5	27.0	1.85	2.010	25	
	M8	605R8	Red	12.0	14.5	8.5	54.0	27.0	2.00	2.160	25	
	M10	605R10	Red	12.0	14.5	10.5	59.0	27.0	2.13	2.290	25	
	M12	605R12	Red	12.0	14.5	13.0	61.0	27.0	2.12	2.280	25	
50	M14	605R14	Red	12.0	14.5	15.0	64.5	27.0	2.18	2.340	25	
	M16	605R16	Red	12.0	14.5	17.0	68.0	27.0	2.24	2.400	25	
	M6	606R6	Blue	14.0	16.5	6.5	59.0	32.0	3.00	3.220	25	
	M8	606R8	Blue	14.0	16.5	8.5	59.0	32.0	2.93	3.150	25	
	M10	606R10	Blue	14.0	16.5	10.5	63.0	32.0	3.08	3.300	25	
	M12	606R12	Blue	14.0	16.5	13.0	68.0	32.0	3.23	3.450	25	
	M14	606R14	Blue	14.0	16.5	15.0	71.5	32.0	3.32	3.540	25	
	M16	606R16	Blue	14.0	16.5	17.0	77.0	32.0	3.38	3.600	25	
	M20	606R20	Blue	14.0	16.5	21.0	83.5	32.0	3.46	3.680	25	

Insulated tubular cable lugs, Cu, standard type

Nominal cross section mm ²	Size of bolt dia.	Part No.	Colour	Dimension mm					Weight 100 pcs. ~kg		Packing unit/ pcs
				d12	d13	d2	G1	I10	Cu	Total	
70	M6	607R6	Yellow	16.4	18.9	6.5	65.5	33.5	4.49	4.760	25
	M8	607R8	Yellow	16.4	18.9	8.5	65.5	33.5	4.38	4.650	25
	M10	607R10	Yellow	16.4	18.9	10.5	66.5	33.5	4.54	4.810	25
	M12	607R12	Yellow	16.4	18.9	13.0	70.5	33.5	4.63	4.900	25
	M14	607R14	Yellow	16.4	18.9	15.0	73.5	33.5	4.76	5.030	25
	M16	607R16	Yellow	16.4	18.9	17.0	78.5	33.5	4.24	4.510	25
	M20	607R20	Yellow	16.4	18.9	21.0	84.5	33.5	5.09	5.360	25
95	M8	608R8	Red	17.8	20.8	8.5	74.0	40.0	5.44	5.85	25
	M10	608R10	Red	17.8	20.8	10.5	74.0	40.0	5.40	5.81	25
	M12	608R12	Red	17.8	20.8	13.0	76.0	40.0	5.56	5.97	25
	M14	608R14	Red	17.8	20.8	15.0	79.5	40.0	5.62	6.03	25
	M16	608R16	Red	17.8	20.8	17.0	84.0	40.0	5.82	6.23	25
	M20	608R20	Red	17.8	20.8	21.0	96.0	40.0	6.71	7.12	25
120	M8	609R8	Blue	19.3	22.3	8.5	80.5	41.5	6.72	7.18	10
	M10	609R10	Blue	19.3	22.3	10.5	80.5	41.5	6.57	7.03	10
	M12	609R12	Blue	19.3	22.3	13.0	80.5	41.5	6.38	6.84	10
	M14	609R14	Blue	19.3	22.3	15.0	82.5	41.5	6.45	6.91	10
	M16	609R16	Blue	19.3	22.3	17.0	85.5	41.5	6.51	6.97	10
	M20	609R20	Blue	19.3	22.3	21.0	100.5	41.5	7.74	8.20	10
150	M8	610R8	Yellow	20.8	23.8	8.5	88.0	48.0	7.78	8.36	10
	M10	610R10	Yellow	20.8	23.8	10.5	88.0	48.0	7.62	8.20	10
	M12	610R12	Yellow	20.8	23.8	13.0	89.0	48.0	7.73	8.31	10
	M14	610R14	Yellow	20.8	23.8	15.0	90.0	48.0	7.64	8.22	10
	M16	610R16	Yellow	20.8	23.8	17.0	92.0	48.0	7.53	8.11	10
	M20	610R20	Yellow	20.8	23.8	21.0	106.0	48.0	8.80	9.38	10

① Dimensions of tubular cable lugs can be found on page 34 and onwards

② Sleeves for compacted conductors and sleeves for 3- and 4-core conductors see chapter "Sleeves for compacted and sector shaped conductors-Cu"

► **Tools: see chart page 57**



Insulated butt connectors, Cu, standard type



- ▶ For multi-stranded conductors e.g. VDE 0295 Class 2
- ▶ For pre-rounded multi-stranded sector shaped conductors
- ▶ No additional insulation of the crimped connection required
- ▶ Is directly crimped with the insulation

Characteristics

- Total cross-section: 10 - 150 mm²
- With buttmarks for precise cable insertion
- Annealed material optimises material and crimping properties
- Precise end machining for easy cable insertion
- Heat resistant to 105° C

Material

- Connector: copper acc. to EN 13600
- Insulation sleeve: PA, halogen-free

Surface

- Tin-plated to protect against corrosion (other surfaces available upon request)



Nominal cross section mm ²	Part No.	Colour	Dimension mm			Weight 100 pcs. ~kg		Packing unit/pcs
			d12	d13	l10	Cu	Total	
10	622R	Red	7.0	9.0	42	0.72	0.84	25
16	623R	Blue	8.5	10.5	50	1.00	1.16	25
25	624R	Yellow	10.0	12.0	57	1.41	1.63	25
35	625R	Red	12.0	14.4	65	2.24	2.60	25
50	626R	Blue	14.0	16.4	72	3.36	3.81	25
70	627R	Yellow	16.4	19.0	80	4.87	5.46	25
95	628R	Red	17.8	20.8	87	5.91	6.74	25
120	629R	Blue	19.3	22.3	94	7.00	7.96	10
150	630R	Yellow	20.8	23.8	103	8.12	9.32	10

① Dimensions of butt connectors can be found on page 40

② Sleeves for compacted conductors and sleeves for 3- and 4-core conductors see chapter "Sleeves for compacted and sector shaped conductors-Cu"

▶ Tools: see chart page 57

Tubular cable lugs, Cu, F-series

- ▶ For fine stranded conductors, DIN EN 60228 (e.g. VDE 0295 Class 5 and 6)
- ▶ Tube dimensions suitable for fine stranded conductors
- ▶ Precise end machining and easy entry for cable insertion



Characteristics

- Total cross-section: 10 - 300 mm²
- Annealed material optimises material and crimping properties
- Acc. to DIN EN 61373 class 1 B approved to vibration

Material

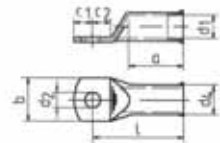
- Copper acc. to EN 13600

Surface

- Tin-plated to protect against corrosion (other surfaces available upon request)

Order info

- Also available with inspection hole, part number appendix "ms"



Nominal cross section mm ²	Size of bolt dia.	Part No.	Dimension mm								Weight/ 100 pcs. ~ kg	Packing unit/pcs
			d1	a	b	d2	d4	c1	c2	l		
10	M5	702F5	5.5	14	12	5.3	8.0	6.25	7.5	27	0.72	100
	M6	702F6	5.5	14	12	6.5	8.0	6.25	7.5	27	0.71	100
	M8	702F8	5.5	14	16	8.5	8.0	8.50	9.5	29	0.77	100
	M10	702F10	5.5	14	16	10.5	8.0	10.50	11.5	31	0.82	100
	M12	702F12	5.5	14	19	13.0	8.0	12.00	13.0	32	0.82	100
16	M5	703F5	6.6	15	13	5.3	9.5	6.25	7.5	30	1.10	100
	M6	703F6	6.6	15	13	6.5	9.5	6.25	7.5	30	1.07	100
	M8	703F8	6.6	15	16	8.5	9.5	10.00	10.0	32	1.21	100
	M10	703F10	6.6	15	17	10.5	9.5	12.00	12.0	34	1.28	100
	M12	703F12	6.6	15	19	13.0	9.5	13.00	13.0	35	1.28	100
25	M5	704F5	7.9	17	15	5.3	11.0	7.50	7.5	32	1.52	25
	M6	704F6	7.9	17	15	6.5	11.0	7.50	7.5	32	1.50	100
	M8	704F8	7.9	17	17	8.5	11.0	10.00	10.0	34	1.61	100
	M10	704F10	7.9	17	17	10.5	11.0	12.00	12.0	37	1.71	100
	M12	704F12	7.9	17	19	13.0	11.0	13.00	13.0	38	1.74	25
35	M6	705F6	9.2	19	17	6.5	12.5	7.50	7.5	35	1.91	100
	M8	705F8	9.2	19	18	8.5	12.5	10.00	10.0	37	2.08	100
	M10	705F10	9.2	19	18	10.5	12.5	12.00	12.0	40	2.24	100
	M12	705F12	9.2	19	19	13.0	12.5	13.00	13.0	41	2.22	25
	M14	705F14	9.2	19	21	15.0	12.5	14.50	14.5	43	2.41	25
50	M6	706F6	11.0	21	21	6.5	15.0	10.00	10.0	41	3.54	25
	M8	706F8	11.0	21	21	8.5	15.0	10.00	10.0	41	3.44	50
	M10	706F10	11.0	21	21	10.5	15.0	12.00	12.0	43	3.64	50
	M12	706F12	11.0	21	21	13.0	15.0	13.00	13.0	46	3.73	50
	M14	706F14	11.0	21	23	15.0	15.0	14.50	14.5	48	3.89	25
	M16	706F16	11.0	21	28	17.0	15.0	16.00	16.0	50	4.02	25
70	M8	707F8	13.0	25	25	8.5	17.0	10.00	10.0	46	4.46	50
	M10	707F10	13.0	25	25	10.5	17.0	12.00	12.0	48	4.62	50
	M12	707F12	13.0	25	25	13.0	17.0	13.00	13.0	50	4.71	50
	M14	707F14	13.0	25	25	15.0	17.0	14.50	14.5	52	4.87	25
	M16	707F16	13.0	25	25	17.0	17.0	16.00	16.0	54	5.85	25
	M8	708F8	14.5	26	28	8.5	19.0	12.00	12.0	52	6.35	25
95	M10	708F10	14.5	26	28	10.5	19.0	12.00	12.0	52	6.23	50
	M12	708F12	14.5	26	28	13.0	19.0	13.00	13.0	53	6.31	50
	M14	708F14	14.5	26	28	15.0	19.0	14.50	14.5	55	6.46	25
	M16	708F16	14.5	26	28	17.0	19.0	16.00	16.0	56	6.56	50

Tubular cable lugs, Cu, F-series

Nominal cross section mm ²	Size of bolt dia.	Part No.	Dimension mm								Weight/ 100 pcs. ~ kg	Packing unit/pcs
			d1	a	b	d2	d4	c1	c2	l		
120	M10	709F10	16.2	30	30	10.5	21.0	14.00	14.0	57	8.31	50
	M12	709F12	16.2	30	30	13.0	21.0	15.00	15.0	58	8.39	50
	M14	709F14	16.2	30	30	15.0	21.0	15.00	15.0	58	8.06	25
	M16	709F16	16.2	30	30	17.0	21.0	16.00	16.0	59	8.17	50
	M20	709F20	16.2	30	36	21.0	21.0	22.00	22.0	66	9.56	25
150	M10	710F10	18.0	32	34	10.5	23.0	15.00	16.0	64	10.91	10
	M12	710F12	18.0	32	34	13.0	23.0	16.00	17.0	65	10.89	25
	M14	710F14	18.0	32	34	15.0	23.0	18.00	19.0	67	11.42	10
	M16	710F16	18.0	32	34	17.0	23.0	19.00	20.0	68	11.30	10
	M20	710F20	18.0	32	40	21.0	23.0	21.00	22.0	70	11.36	10
185	M12	711F12	20.6	35	39	13.0	26.0	21.50	19.0	72	15.40	10
	M14	711F14	20.6	35	39	15.0	26.0	21.50	19.0	72	15.20	10
	M16	711F16	20.6	35	39	17.0	26.0	21.50	19.0	72	15.00	25
	M20	711F20	20.6	35	39	21.0	26.0	21.50	19.0	72	14.20	10
	240	M10	712F10	23.1	44	41	10.5	28.0	16.00	17.0	80	16.50
M12		712F12	23.1	44	41	13.0	28.0	16.00	17.0	80	16.30	10
M14		712F14	23.1	44	41	15.0	28.0	19.00	20.0	83	16.80	10
M16		712F16	23.1	44	41	17.0	28.0	19.00	20.0	83	16.71	25
M20		712F20	23.1	44	41	21.0	28.0	21.00	22.0	85	17.12	10
300	M12	713F12	26.1	44	47	13.0	32.0	19.00	22.0	96	25.60	5
	M14	713F14	26.1	44	47	15.0	32.0	19.00	22.0	96	26.56	5
	M16	713F16	26.1	44	47	17.0	32.0	19.00	22.0	96	25.60	5
	M20	713F20	26.1	44	47	21.0	32.0	22.00	22.0	96	26.24	5

► Tools: see chart page 58

Angle tubular cable lugs, Cu, 90° angled, F-series

- ▶ For fine stranded conductors, DIN EN 60228 (e.g. VDE 0295 Class 5 and 6)
- ▶ Precise end machining and easy entry for cable insertion
- ▶ Flat contact surface by special angle punching technology



Characteristics

- Total cross-section: 10 - 240 mm²
- Annealed material optimises material and crimping properties
- Tube dimensions suitable for fine stranded conductors

Material

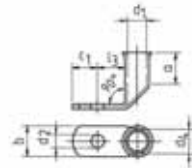
- Copper acc. to EN 13600

Surface

- Tin-plated to protect against corrosion (other surfaces available upon request)

Order info

- 45° angle version also available, part number appendix "45"
- Also available with inspection hole, part number appendix "ms"



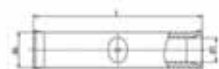
Nominal cross section mm ²	Size of bolt dia.	Part No.	Dimension mm							min. for I3	Weight/100 pcs. ~ kg	Packing unit/ pcs
			d1	a	b	d2	d4	c1				
10	M5	742F5	5.5	14	12	5.3	8.0	6.25	7.5	0.80	50	
	M6	742F6	5.5	14	12	6.5	8.0	6.25	7.5	0.78	50	
	M8	742F8	5.5	14	16	8.5	8.0	9.00	9.5	0.84	50	
	M10	742F10	5.5	14	16	10.5	8.0	10.50	12.0	0.88	50	
	M12	742F12	5.5	14	19	13.0	8.0	12.00	13.0	0.90	50	
16	M5	743F5	6.6	15	13	5.3	9.5	6.25	7.5	1.12	50	
	M6	743F6	6.6	15	13	6.5	9.5	6.25	7.5	1.12	50	
	M8	743F8	6.6	15	16	8.5	9.5	10.00	10.0	1.30	50	
	M10	743F10	6.6	15	17	10.5	9.5	12.00	12.0	1.38	50	
	M12	743F12	6.6	15	19	13.0	9.5	13.00	13.0	1.34	50	
25	M5	744F5	7.9	17	15	5.3	11.0	7.50	7.5	1.52	25	
	M6	744F6	7.9	17	15	6.5	11.0	7.50	7.5	1.54	25	
	M8	744F8	7.9	17	17	8.5	11.0	10.00	10.0	1.80	25	
	M10	744F10	7.9	17	17	10.5	11.0	12.00	12.0	1.79	25	
	M12	744F12	7.9	17	19	13.0	11.0	13.00	13.0	1.76	25	
35	M6	745F6	9.2	19	17	6.5	12.5	7.50	7.5	2.02	25	
	M8	745F8	9.2	19	18	8.5	12.5	10.00	10.0	2.18	25	
	M10	745F10	9.2	19	18	10.5	12.5	12.00	12.0	2.30	25	
	M12	745F12	9.2	19	19	13.0	12.5	13.00	13.0	2.26	25	
	M14	745F14	9.2	19	21	15.0	12.5	14.50	14.5	2.65	25	
50	M6	746F6	11.0	21	21	6.5	15.0	10.00	10.0	3.75	25	
	M8	746F8	11.0	21	21	8.5	15.0	10.00	10.0	3.57	25	
	M10	746F10	11.0	21	21	10.5	15.0	12.00	12.0	3.83	25	
	M12	746F12	11.0	21	21	13.0	15.0	13.00	13.0	3.74	25	
	M14	746F14	11.0	21	23	15.0	15.0	14.50	14.5	4.20	25	
70	M16	746F16	11.0	21	28	17.0	15.0	16.00	16.0	4.35	25	
	M8	747F8	13.0	25	25	8.5	17.0	10.00	10.0	4.83	25	
	M10	747F10	13.0	25	25	11.0	17.0	12.00	12.0	5.18	25	
	M12	747F12	13.0	25	25	13.0	17.0	13.00	13.0	5.16	25	
	M14	747F14	13.0	25	25	15.0	17.0	14.50	14.5	5.38	25	
95	M16	747F16	13.0	25	25	17.0	17.0	16.00	16.0	6.50	25	
	M8	748F8	14.5	26	28	8.5	19.0	12.00	12.0	6.66	25	
	M10	748F10	14.5	26	28	11.0	19.0	12.00	12.0	6.04	25	
	M12	748F12	14.5	26	28	13.0	19.0	13.00	13.0	6.58	25	
	M14	748F14	14.5	26	28	15.0	19.0	14.50	14.5	7.24	25	
	M16	748F16	14.5	26	28	17.0	19.0	16.00	16.0	7.34	25	

Angle tubular cable lugs, Cu, 90° angled, F-series

Nominal cross section mm ²	Size of bolt dia.	Part No.	Dimension mm							Weight/ 100 pcs. ~ kg	Packing unit/ pcs
			d1	a	b	d2	d4	c1	min. for l3		
120	M10	749F10	16.2	30	30	11.0	21.0	14.00	14.0	8.76	10
	M12	749F12	16.2	30	30	13.0	21.0	15.00	15.0	8.76	10
	M14	749F14	16.2	30	30	15.0	21.0	15.00	15.0	9.15	10
	M16	749F16	16.2	30	30	17.0	21.0	16.00	16.0	8.54	10
	M20	749F20	16.2	30	36	21.0	21.0	22.00	22.0	9.60	10
150	M10	750F10	18.0	32	34	11.0	23.0	15.00	16.0	11.54	10
	M12	750F12	18.0	32	34	13.0	23.0	16.00	18.0	11.58	10
	M14	750F14	18.0	32	34	15.0	23.0	18.00	19.0	11.90	10
	M16	750F16	18.0	32	34	17.0	23.0	19.00	20.0	11.80	10
	M20	750F20	18.0	32	40	21.0	23.0	21.00	22.0	12.00	10
185	M12	751F12	20.6	35	39	13.0	26.0	21.50	19.0	16.36	10
	M14	751F14	20.6	35	39	15.0	26.0	21.50	19.0	16.20	10
	M16	751F16	20.6	35	39	17.0	26.0	21.50	19.0	15.36	10
	M20	751F20	20.6	35	39	21.0	26.0	21.50	19.0	15.80	10
240	M16	752F16	23.1	44	41	17.0	28.0	19.00	20.0	17.80	5

► Tools: see chart page 58

Butt connectors, Cu, F-series



- For fine stranded conductors, DIN EN 60228 (e.g. VDE 0295 Class 5 and 6)
- Precise end machining and easy entry for cable insertion



Characteristics

- Total cross-section: 10 - 185 mm²
- With butmarks for precise cable insertion
- Annealed material optimises material and crimping properties
- Tube dimensions suitable for fine stranded conductors

Material

- Copper acc. to EN 13600

Surface

- Tin-plated to protect against corrosion (other surfaces available upon request)

Nominal cross section mm ²	Part No.	Dimension mm			Weight/ 100 pcs. ~ kg	Packing unit/ pcs
		d1	d4	l		
10	722F	5.5	8.0	38	0.90	100
16	723F	6.6	9.5	38	1.25	100
25	724F	7.9	11.0	38	1.56	50
35	725F	9.2	12.5	45	2.19	50
50	726F	11.0	15.0	45	3.37	50
70	727F	13.0	17.0	54	4.65	50
95	728F	14.5	19.0	56	6.05	25
120	729F	16.2	21.0	60	7.58	25
150	730F	18.0	23.0	68	9.83	10
185	731F	20.6	26.0	75	13.30	10

► Tools: see chart page 58

Tubular cable lugs, Cu, for solid conductors

▶ For solid conductors e.g. VDE 0295 Class 1



Characteristics

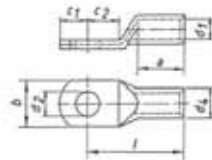
- Total cross-section: 6 - 50 mm²
- Annealed material optimises material and crimping properties
- Flat contact surface by special punching technology
- Precise end machining for easy cable insertion

Material

- Copper acc. to EN 13600

Surface

- Tin-plated to protect against corrosion (other surfaces available upon request)



Nominal cross section mm ²	Size of bolt dia.	Part No.	Dimension mm									Weight/ 100 pcs. ~ kg	Packing unit/pcs
			d1	a	b	d2	d4	c1	c2	l	d3		
6	M5	SR65	3.0	8	9.0	5.3	5	4.75	6.0	17.0	0.213	25	
	M6	SR66	3.0	8	10.0	6.5	5	6.50	6.5	19.0	0.220	25	
10	M6	SR106	4.0	9	10.0	6.5	6	7.00	6.5	19.0	0.300	25	
	M8	SR108	4.0	9	14.0	8.5	6	8.50	9.5	22.0	0.320	25	
16	M6	SR166	5.0	12	12.5	6.5	8	6.50	7.0	23.5	0.800	25	
	M8	SR168	5.0	12	15.0	8.5	8	9.00	9.0	26.0	0.900	25	
25	M6	SR256	6.2	15	14.0	6.5	10	7.50	7.5	30.0	1.560	25	
	M8	SR258	6.2	15	16.0	8.5	10	10.00	10.0	32.0	1.700	25	
35	M6	SR356	7.0	15	14.0	6.5	10	7.50	7.5	30.0	1.200	25	
	M8	SR358	7.0	15	16.0	8.5	10	10.00	10.0	32.0	1.310	25	
	M10	SR3510	7.0	15	18.0	10.5	10	12.00	12.0	34.0	1.570	25	
50	M6	SR506	8.5	17	17.0	6.5	12	7.50	7.5	32.0	1.850	25	
	M8	SR508	8.5	17	17.0	8.5	12	10.00	10.0	34.0	2.000	25	
	M10	SR5010	8.5	17	19.0	10.5	12	12.00	12.0	37.0	2.130	25	

▶ Tools: see chart page 60

Butt connectors, Cu, for solid conductors



- ▶ For solid conductors e.g. VDE 0295 Class 1
- ▶ Tube dimensions suitable for solid conductors

Characteristics

- Total cross-section: 1.5 - 50 mm²
- Annealed material optimises material and crimping properties
- Precise end machining for easy cable insertion

Material

- Copper acc. to EN 13600

Surface

- Tin-plated to protect against corrosion (other surfaces available upon request)

Nominal cross section mm ²	Part No.	Dimension mm				Wire dia. mm	Weight/ 100 pcs. ~ kg	Packing unit/pcs
		d1	d4	l				
1.5-2.5	SV1525	1.9	3.9	25		1.38/1.78	0.210	100
4	SV4	2.4	4.4	25		2.25	0.240	100
6	SV6	3.0	5.0	25		2.75	0.275	100
10	SV10	4.0	6.0	25		3.55	0.350	100
16	SV16	5.0	8.0	35		4.5	0.960	100
25	SV25	6.2	10.0	40		5.65	1.700	50
35	SV35	7.0	10.0	40		6.7	1.420	50
50	SV50	8.5	12.0	70		8	3.550	50

▶ Tools: see chart page 60

T-connectors, Cu, for solid conductors



- ▶ For solid conductors e.g. VDE 0295 Class 1
- ▶ Special version for cable tap conductors

Characteristics

- Total cross-section: 1.5 - 50 mm²
- Annealed material optimises material and crimping properties
- Precise end machining for easy cable insertion

Material

- Copper acc. to EN 13600

Surface

- Tin-plated to protect against corrosion (other surfaces available upon request)

Nominal cross section mm ²	Part No.	Dimension mm				Wire dia. mm	Weight/ 100 pcs. ~ kg	Packing unit/pcs
		d1	d4	l	l1			
1.5-2.5	STV1525	1.9	3.9	30	12	1.38/1.78	0.34	50
4	STV4	2.4	4.4	30	12	2.25	0.40	50
6	STV6	3.0	5.0	30	12	2.75	0.48	50
10	STV10	4.0	6.0	35	14	3.55	0.72	50
16	STV16	5.0	8.0	35	14	4.5	1.40	50
25	STV25	6.2	10.0	50	21	5.65	3.20	25
35	STV35	7.0	10.0	55	23	6.7	2.95	25
50	STV50	8.5	12.0	76	32	8	5.60	25

▶ Tools: see chart page 60

Cross connectors, Cu, for solid conductors

- ▶ For solid conductors e.g. VDE 0295 Class 1
- ▶ Special version for double cable tap conductors



Characteristics

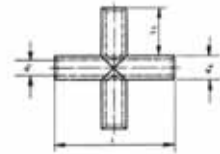
- Total cross-section: 1.5 - 50 mm²
- Annealed material optimises material and crimping properties
- Precise end machining for easy cable insertion

Material

- Copper acc. to EN 13600

Surface

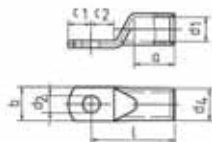
- Tin-plated to protect against corrosion (other surfaces available upon request)



Nominal cross section mm ²	Part No.	Dimension mm				Wire Ø mm	Weight/ 100 pcs. ~ kg	Packing unit/pcs
		d1	d4	l	l1			
1.5-2.5	SKV1525	1.9	3.9	30	12	1.38/1.78	0.47	25
4	SKV4	2.4	4.4	30	12	2.25	0.56	25
6	SKV6	3.0	5.0	30	12	2.75	0.67	25
10	SKV10	4.0	6.0	35	14	3.55	0.92	25
16	SKV16	5.0	8.0	35	14	4.5	1.86	25
25	SKV25	6.2	10.0	50	21	5.65	4.20	15
35	SKV35	7.0	10.0	55	23	6.7	3.80	15
50	SKV50	8.5	12.0	76	32	8	7.35	15

▶ **Tools: see chart page 60**

Tubular cable lugs for switch gear connections, standard type



- ▶ For multi-stranded conductors e.g. VDE 0295 Class 2
- ▶ For pre-rounded multi-stranded sector shaped conductors
- ▶ For assembly in switch cabinets with reduced connecting space
- ▶ Narrow version owed to new manufacturing processes without material loss



Characteristics

- Total cross-section: 35 - 300 mm²
- Annealed material optimises material and crimping properties
- Flat contact surface by special punching technology
- Precise end machining for easy cable insertion

Material

- Copper acc. to EN 13600

Surface

- Tin-plated to protect against corrosion (other surfaces available upon request)

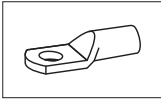
Order info

- Also available with inspection hole, part number appendix "ms"

Nominal cross section mm ²	Size of bolt dia.	Part No.	Dimension mm									Weight/ 100 pcs. ~ kg	Packing unit/pcs
			d1	a	b	d2	d4	c1	c2	l			
35	M6	5SG6	8.5	17	15.0	6.5	12.0	7.5	7.5	32	1.78	25	
	M6	6SG6	10.0	19	15.0	6.5	14.0	10.0	10.0	37	2.95	25	
50	M8	6SG8	10.0	19	17.0	8.5	14.0	10.0	10.0	37	2.82	25	
	M10	6SG10	10.0	19	19.0	10.5	14.0	11.5	12.0	39	3.08	25	
70	M6	7SG6	12.0	21	17.0	6.5	16.5	10.0	10.0	43	4.22	25	
	M8	7SG8	12.0	21	17.0	8.5	16.5	10.0	10.0	43	4.10	25	
	M10	7SG10	12.0	21	19.0	10.5	16.5	11.5	12.0	44	4.45	25	
	M12	7SG12	12.0	21	19.0	13.0	16.5	13.0	13.0	46	4.22	25	
95	M6	8SG6	13.5	25	19.0	6.5	18.0	11.5	12.0	48	5.49	25	
	M8	8SG8	13.5	25	19.0	8.5	18.0	11.5	12.0	48	5.46	25	
	M10	8SG10	13.5	25	19.0	10.5	18.0	11.5	12.0	48	5.13	25	
	M12	8SG12	13.5	25	19.0	13.0	18.0	13.0	13.0	49	5.15	25	
120	M6	9SG6	15.0	26	19.0	6.5	19.5	11.5	14.0	51	6.16	10	
	M8	9SG8	15.0	26	19.0	8.5	19.5	11.5	14.0	51	5.94	10	
	M10	9SG10	15.0	26	19.0	10.5	19.5	11.5	14.0	51	5.81	10	
	M12	9SG12	15.0	26	19.0	13.0	19.5	14.0	14.0	51	5.92	10	
150	M6	10SG6	16.5	30	19.0	6.5	21.0	11.5	14.0	56	6.85	10	
	M8	10SG8	16.5	30	19.0	8.5	21.0	11.5	14.0	56	6.80	10	
	M10	10SG10	16.5	30	19.0	10.5	21.0	11.5	14.0	56	6.75	10	
	M12	10SG12	16.5	30	19.0	13.0	21.0	15.0	15.0	57	7.15	10	
185	M10	11SG10	19.0	30	24.5	10.5	24.0	11.5	18.0	65	10.59	10	
	M12	11SG12	19.0	30	31.0	13.0	24.0	18.0	18.0	65	11.09	10	
	M16	11SG16	19.0	30	31.0	17.0	24.0	18.0	18.0	65	9.76	10	
240	M10	12SG10	21.0	35	31.0	10.5	26.0	11.5	19.0	72	12.70	5	
	M12	12SG12	21.0	35	31.0	13.0	26.0	21.5	19.0	72	13.72	5	
	M16	12SG16	21.0	35	31.0	17.0	26.0	21.5	19.0	72	13.28	5	
300	M10	13SG10	23.5	44	31.0	10.5	30.0	11.5	24.0	87	19.70	5	
	M12	13SG12	23.5	44	31.0	13.0	30.0	24.0	24.0	87	22.72	5	
	M16	13SG16	23.5	44	31.0	17.0	30.0	24.0	24.0	87	22.50	5	

▶ **Tools: see chart page 55**

● Sleeves for compacted conductors and sleeves for 3- and 4-core conductors see chapter "Sleeves for compacted and sector shaped conductors-Cu"



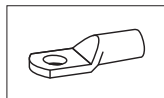
■ Tool application chart

Tubular cable lugs, butt connectors, parallel connectors and T-connectors "standard type" and tubular cable lugs for switchgear connections made from Cu

Crimping range corresponds to nominal cross-section mm²	Crimping tools			Tool type					Crimp profile	Page (Tool)
	Tools	Crimping head/ Adapter	Mechanical crimping tools	mechanical, electrical, pneumatic, crimping tools with interchangeable dies/heads	Hand hydraulic crimping tools	Battery powered crimping tools	Hydraulic crimping systems	Hydraulic crimping heads		
0.5-6	K13		•							240
0.75-2.5	KP1	+KP232		•						256
	KP1L	+KP232		•						256
	EKP1	+KP232				•				312
	TEKP1	+KP232		•						281
	KPM15	+KP232		•						282
0.75-10	K50			•						259
	EK50ML			•						278
	EK1550					•				308
	EK1550G					•				310
0.75-16	K2		•						241	
1-4	K511		•						252	
4-10	KP1	+KP242		•						256
	KP1L	+KP242		•						256
	EKP1	+KP242				•				312
	TEKP1	+KP242		•						281
	KPM15	+KP242		•						282
6-50	K5		•							243
	K05		•							247
6+10	K512		•						252	
6-150	K354			•						260
	EK354					•				314
	EK354L					•				316
6-185	K18			•						262
	HK6018				•					286
	EK5018L					•				320
	PK18						•			362
	THK18						•			362
	HK60UNV	+ UA18			•					354
	EK60UNVL	+ UA18				•				357
	EKM60UNVL	+ UA18				•				356
PK60UNV	+ UA18						•		355	
6-240	EK505L					•			318	

See next page

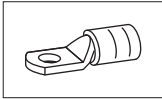




■ Tool application chart

Tubular cable lugs, butt connectors, parallel connectors and T-connectors "standard type" and tubular cable lugs for switchgear connections made from Cu

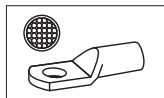
Crimping range corresponds to nominal cross-section mm²	Crimping tools		Tool type						Crimp profile	Page (Tool)
	Tools	Crimping head/ Adapter	Mechanical crimping tools	mechanical, electrical, pneumatic, crimping tools with interchangeable dies/heads	Hand hydraulic crimping tools	Battery powered crimping tools	Hydraulic crimping systems	Hydraulic crimping heads		
6-300	K22			•					⊖	264
	HK6022				•				⊖	288
	EK6022L					•			⊖	324
	EKM6022L					•			⊖	322
	PK22							•	⊖	364
	THK22						•		⊖	364
	HK60UNV	+ UA22			•				⊖	354
	EK60UNVL	+ UA22				•			⊖	357
	EKM60UNVL	+ UA22				•			⊖	356
	PK60UNV	+ UA22						•	⊖	355
10-25	K04		•						⊖	246
10-120	K06		•						⊖	249
10-240	HK60VP				•				⊖	290
	EK60VPL					•			⊖	326
	EKM60IDL					•			⊖	328
	PK60VP							•	⊖	366
16-95	K08		•						⊖	248
	K95		•						⊖	242
	TK95		•						⊖	243
16-300	HK60VPFT				•				⊖	291
	EK60VPFTL					•			⊖	327
	PK60VPFT							•	⊖	367
16-400	HK12030				•				⊖	292
	HK12042				•				⊖	294
	HK120U				•				⊖	296
	EK12030L					•			⊖	330
	EK12042L					•			⊖	332
	EK120UL					•			⊖	334
	EK120UNVL					•			⊖	358
	HK122EL380						•		⊖	390
	PK12042							•	⊖	368
	PK120U							•	⊖	370
	HK252						•		⊖	388
	HK252EL380						•		⊖	391
PK252							•	⊖	372	
25-150	K09		•						⊖	251
35-95	K8		•						⊖	245
50-120	K6		•						⊖	244
120-240	K7		•						⊖	245
185-400	K07		•						⊖	244



■ Tool application chart

Insulated tubular cable lugs and butt connectors "standard type"

Crimping range corresponds to nominal cross-section mm²	Crimping tools		Tool type						Crimp profile	Page (Tool)
	Tools	Crimping head/ Adapter	Mechanical crimping tools	mechanical, electrical, pneumatic, crimping tools with interchangeable dies/heads	Hand hydraulic crimping tools	Battery powered crimping tools	Hydraulic crimping systems	Hydraulic crimping heads		
10-70	K354			•					○	260
	EK354					•			○	314
	EK354L					•			○	316
10-95	K18			•					○	262
	HK6018				•				○	286
	EK5018L					•			○	320
	EK505L					•			○	318
	PK18							•	○	362
	THK18						•		○	362
	HK60UNV + UA18				•				○	354
	EK60UNVL + UA18					•			○	357
	EKM60UNVL + UA18					•			○	356
	PK60UNV + UA18							•	○	355
10-150	K22			•					○	264
	HK6022				•				○	288
	EK6022L					•			○	324
	EKM6022L					•			○	322
	PK22							•	○	364
	THK22						•		○	364
	HK60UNV + UA22				•				○	354
	EK60UNVL + UA22					•			○	357
	EKM60UNVL + UA22					•			○	356
	PK60UNV + UA22							•	○	355
	HK12030				•				○	292
	HK12042				•				○	294
	HK120U				•				○	296
	EK12030L					•			○	330
	EK12042L					•			○	332
	EK120UL					•			○	334
	EK120UNVL					•			○	358
	HK122EL380						•		○	390
	PK12042							•	○	368
	PK120U							•	○	370
	HK252						•		○	388
	HK252EL380						•		○	391
PK252							•	○	372	

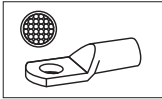


■ Tool application chart

Tubular cable lugs and butt connectors for fine stranded conductors

Crimping range corresponds to nominal cross-section mm²	Crimping tools		Tool type						Crimp profile	Page (Tool)
	Tools	Crimping head/ Adapter	Mechanical crimping tools	mechanical, electrical, pneumatic, crimping tools with interchangeable dies/heads	Hand hydraulic crimping tools	Battery powered crimping tools	Hydraulic crimping systems	Hydraulic crimping heads		
10-35	K354			•						260
10-50	EK354					•				314
	EK354L					•				316
	K5		•							243
	K18			•						262
	HK6018					•				286
	EK505L					•				318
	EK5018L					•				320
	PK18							•		362
	THK18							•		362
	HK60UNV	+ UA18				•				354
	EK60UNVL	+ UA18					•			357
	EKM60UNVL	+ UA18					•			356
PK60UNV	+ UA18						•		355	
10-70	K22			•						264
	HK6022					•				288
	EK6022L					•				324
	EKM6022L					•				322
	PK22							•		364
	THK22						•			364
	HK60UNV	+ UA22				•				354
	EK60UNVL	+ UA22					•			357
	EKM60UNVL	+ UA22					•			356
	PK60UNV	+ UA22						•		355
10-240	HK60VP					•				290
	EK60VPL					•				326
	EKM60IDL					•				328
	PK60VP							•		366
16-95	K95		•							242
	TK95		•							243
16-150	HK12030					•				292
	HK12042					•				294
	HK120U					•				296
	EK12030L					•				330
	EK12042L					•				332
	EK120UL					•				334
	EK120UNVL					•				358
	PK12042							•		368
	PK120U							•		370

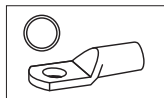
See next page



■ **Tool application chart**

Tubular cable lugs and butt connectors for fine stranded conductors

Crimping range corresponds to nominal cross-section mm²	Crimping tools		Tool type						Crimp profile	Page (Tool)
	Tools	Crimping head/ Adapter	Mechanical crimping tools	mechanical, electrical, pneumatic, crimping tools with interchangeable dies/heads	Hand hydraulic crimping tools	Battery powered crimping tools	Hydraulic crimping systems	Hydraulic crimping heads		
16-300	HK60VPFT				•				☺	291
	HK252						•		☺	388
	HK252EL380						•		☺	391
	EK60VPFTL					•			☹	327
	PK60VPFT							•	☹	367
	PK252							•	☺	372
35-95	K8		•						☺	245
50-120	K6		•						☺	244
120-240	K7		•						☺	245



■ Tool application chart

Tubular cable lugs and compression joints for solid conductors

Crimping range corresponds to nominal cross-section mm²	Crimping tools		Tool type						Crimp profile	Page (Tool)	
	Tools	Crimping head/ Adapter	Mechanical crimping tools	mechanical, electrical, pneumatic, crimping tools with interchangeable dies/heads	Hand hydraulic crimping tools	Battery powered crimping tools	Hydraulic crimping systems	Hydraulic crimping heads			
0.75-16	K02		•						☺	241	
1.5-4	K93		•						⊖	239	
1.5-10	K50			•					⊖	259	
	EK50ML			•					⊖	278	
	EK1550					•			⊖	308	
	EK1550G					•			⊖	310	
1.5-16	K354			•					⊖	260	
	EK354					•			⊖	314	
	EK354L					•			⊖	316	
	K18			•					⊖	262	
	HK6018					•			⊖	286	
	EK5018L					•			⊖	320	
	PK18							•	⊖	362	
	THK18						•		⊖	362	
	HK60UNV + UA18					•			⊖	354	
	EK60UNVL + UA18					•			⊖	357	
	EKM60UNVL + UA18					•			⊖	356	
	PK60UNV + UA18							•	⊖	355	
	K22				•					⊖	264
	HK6022					•				⊖	288
	EK6022L						•			⊖	324
	EKM6022L						•			⊖	322
	PK22								•	⊖	364
	THK22							•		⊖	364
	HK60UNV + UA22					•				⊖	354
	EK60UNVL + UA22						•			⊖	357
EKM60UNVL + UA22						•			⊖	356	
PK60UNV + UA22								•	⊖	355	
6-10	K94		•						⊖	240	
25-50*	K05		•						⊖	247	

*For sizes 25 + 35 mm², use the die size 25 mm².
 For size 50 mm² use die size 35 mm².
 We recommend 2 crimps on each side.

Our specialists.

Nickel and stainless steel tubular cable lugs.

Unique situations require unique solutions. This is especially true in most of the diverse industrial sectors. For example in furnace construction or in the steel industry: Temperatures of several hundred degrees Celsius are very common here. Connections also have to meet special requirements in the chemical, food and maritime industries.


Klauke meets this demand with a host of solutions in nickel and stainless steel. These materials guarantee consistent electrical, chemical and mechanical properties at extremely high temperatures.



- Nickel tubular cable lugs and connectors, heat resistant to 650 °C.
- Acid and rust-resistant stainless steel tubular cable lugs and connectors, heat resistant to 400 °C.
- Special solutions for diverse applications.



Nickel and stainless steel tubular cable lugs cover a diverse range of applications - such as industrial and shipbuilding.



■ When it gets really hot: *Nickel.*

- ▶ Heat resistant up to 650 °C.
- ▶ Resistant to oxidation.

Benefits:

- ▶ Nickel tubular cable lugs and butt connectors are most suitable for use in heating and annealing furnaces. They retain their conductivity and failures are excluded.
- ▶ Nickel connectors even guarantee safe electrical connections in aggressive environments.

▶ *More from Page 66.*

■ Oxidation-free and food-industry compliant: *Stainless steel.*

- ▶ Highly resistant to oxidation.
- ▶ Food industry-compliant.
- ▶ **Resistant to seawater, acids and solvents.**
- ▶ Heat resistant up to 400 °C.

Benefits:

- ▶ The cable lugs are capable of meeting the most stringent hygiene requirements in food and pharmaceutical industries.
- ▶ Stainless steel cable lugs and connectors can also be used without hesitation in both the chemical and maritime industries.
- ▶ *More from Page 64.*



■ The adequate solutions *in nickel or stainless steel.*

- ▶ Up to 95 mm² nominal cross section in nickel and stainless steel.
- ▶ **Customised solutions upon request.**

Benefits:

- ▶ We provide suitable cable lug in the fastest possible time for a host of applications.
- ▶ You can rely on Klauke's problem-solving skills, even when it comes to meeting the most complicated requirements.

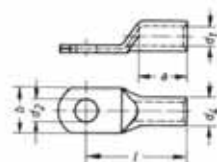


▶ *Checklist for special solutions (Page i-15)*

Tubular cable lugs, stainless steel



- ▶ Ideal for aggressive environmental conditions, acid and rust-resistant
- ▶ Heat resistant to 400 °C



Characteristics

- Total cross-section: 0.5 - 95 mm²
- Flat contact surface by special steel punching technology
- Precise end machining for easy cable insertion

Material

- V2A

Order info

- Also available in stainless steel (V4A)

Nominal cross section mm ²	Size of bolt dia.	Part No.	Dimension mm						Weight/ 100 pcs. ~ kg	Packing unit/ pcs
			d1	a	b	d2	d4	l		
0.5-1	M4	79V4	1.6	6	6.5	4.3	3.2	13	0.080	100
	M5	79V5	1.6	6	7.5	5.3	3.2	14	0.080	100
1.5-2.5	M4	80V4	3.0	8	9.0	4.3	5.0	17	0.260	100
	M5	80V5	3.0	8	9.0	5.5	5.0	17	0.190	100
	M6	80V6	3.0	8	9.5	6.5	5.0	19	0.215	100
4-6	M4	81V4	4.0	9	9.0	4.3	6.0	18	0.260	100
	M5	81V5	4.0	9	9.5	5.5	6.0	19	0.280	100
	M6	81V6	4.0	9	10.0	6.5	6.0	19	0.280	100
10	M5	82V5	5.0	10	12.5	5.5	8.0	22	0.710	100
	M6	82V6	5.0	10	12.5	6.5	8.0	22	0.780	100
	M8	82V8	5.0	10	15.0	8.5	8.0	25	0.780	100
16	M5	83V5	6.0	13	12.0	5.5	8.0	28	0.500	50
	M6	83V6	6.0	13	12.0	6.5	8.0	28	0.550	50
	M8	83V8	6.0	13	15.0	8.5	8.0	29	0.600	50
25	M6	84V6	7.0	15	14.0	6.5	10.0	30	1.210	50
	M8	84V8	7.0	15	16.0	8.5	10.0	32	1.850	50
35	M6	85V6	9.0	17	17.0	6.5	12.0	32	1.600	50
	M8	85V8	9.0	17	17.0	8.5	12.0	35	1.850	50
50	M6	86V6	10.0	19	20.0	6.5	14.0	37	2.800	50
	M8	86V8	10.0	19	20.0	8.5	14.0	37	2.600	50
	M10	86V10	10.0	19	20.0	10.5	14.0	39	2.800	50
	M12	86V12	10.0	19	20.0	13.0	14.0	43	2.960	50
70	M8	87V8	12.0	21	23.0	8.5	16.0	43	3.650	25
	M10	87V10	12.0	21	23.0	10.5	16.0	44	3.930	25
	M12	87V12	12.0	21	23.0	13.0	16.0	46	3.850	25
	M16	87V16	12.0	21	26.0	17.0	16.0	46	3.960	25
95	M8	88V8	14.0	25	26.0	8.5	18.0	48	4.650	25
	M10	88V10	14.0	25	26.0	10.5	18.0	48	5.610	25
	M12	88V12	14.0	25	26.0	13.0	18.0	49	5.540	25

▶ Tools: see chart page 68

Butt connectors, stainless steel

- ▶ Ideal for aggressive environmental conditions, acid and rust-resistant
- ▶ Heat resistant to 400 °C



Characteristics

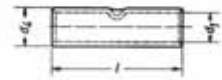
- Total cross-section: 0.5 - 95 mm²
- With buttmarks for precise cable insertion
- Precise end machining for easy cable insertion

Material

- V2A

Order info

- Also available in stainless steel (V4A)



Nominal cross section mm ²	Part No.	Dimension mm			Weight/ 100 pcs. ~ kg	Packing unit/pcs
		d1	d4	l		
0.5-1	79R	1.6	3.2	25	0.135	50
1.5-2.5	80R	3.0	5.0	25	0.250	50
4-6	81R	4.0	6.0	25	0.325	50
10	82R	5.0	8.0	25	0.360	50
16	83R	6.0	8.0	30	0.510	50
25	84R	7.0	10.0	35	1.100	25
35	85R	9.0	12.0	40	1.560	25
50	86R	10.0	14.0	45	2.670	25
70	87R	12.0	16.0	50	3.400	25
95	88R	14.0	18.0	55	4.300	25

▶ **Tools: see chart page 68**

Tubular cable lugs and connectors - nickel, stainless steel

Tubular cable lug, Ni



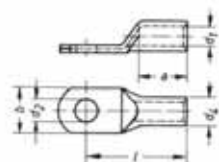
► Suitable for high temperatures to 650 °C

Characteristics

- Total cross-section: 0.5 - 95 mm²
- Flat contact surface by special steel punching technology
- Precise end machining for easy cable insertion

Material

- High-grade nickel



Nominal cross section mm ²	Size of bolt dia.	Part No.	Dimension mm						Weight/ 100 pcs. ~ kg	Packing unit/ pcs
			d1	a	b	d2	d4	l		
0.5-1	M4	56N4	1.6	6	6.5	4.3	3.2	13	0.080	100
	M5	56N5	1.6	6	7.5	5.3	3.2	14	0.080	100
1.5-2.5	M4	57N4	2.3	6	7.0	4.3	3.9	13	0.105	100
	M5	57N5	2.3	6	7.5	5.3	3.9	14	0.105	100
4-6	M6	57N6	2.3	6	9.5	6.5	3.9	16	0.130	100
	M4	58N4	3.6	9	9.5	4.3	5.6	18	0.275	100
10	M5	58N5	3.6	9	9.5	5.3	5.6	19	0.275	100
	M6	58N6	3.6	9	9.5	6.5	5.6	19	0.260	100
16	M5	59N5	4.5	10	12.0	5.5	6.5	21	0.340	100
	M6	59N6	4.5	10	12.0	6.5	6.5	22	0.360	100
25	M5	60N5	5.5	13	12.0	5.5	7.5	26	0.470	100
	M6	60N6	5.5	13	12.0	6.5	7.5	27	0.480	100
35	M8	60N8	5.5	13	13.5	8.5	7.5	29	0.560	100
	M6	61N6	7.0	15	14.0	6.5	10.0	30	1.200	50
50	M8	61N8	7.0	15	16.0	8.5	10.0	32	1.320	50
	M6	62N6	8.5	17	17.0	6.5	12.0	32	1.850	50
70	M8	62N8	8.5	17	17.0	8.5	12.0	34	2.000	50
	M8	63N8	10.0	19	20.0	8.5	14.0	37	2.900	50
95	M10	63N10	10.0	19	20.0	10.5	14.0	39	3.100	50
	M10	64N10	12.0	21	23.0	10.5	16.5	44	4.600	25
	M12	64N12	12.0	21	23.0	13.0	16.5	46	4.660	25
	M10	65N10	13.5	25	26.0	10.5	18.0	48	5.550	25
	M12	65N12	13.5	25	26.0	13.0	18.0	49	5.600	25

► Tools: see chart page 68

Tubular cable lugs, Ni, fork type

- ▶ Suitable for high temperatures to 650 °C
- ▶ Fork-type version for simple and direct screw mounting

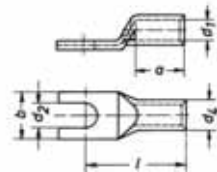


Characteristics

- Total cross-section: 0.5 - 16 mm²
- Flat contact surface by special steel punching technology
- Precise end machining for easy cable insertion

Material

- High-grade nickel



Nominal cross section mm ²	Size of bolt dia.	Part No.	Dimension mm						Weight/ 100 pcs. ~ kg	Packing unit/ pcs
			d1	a	b	d2	d4	l		
0.5-1	M4	56C4	1.6	6	6.5	4.3	3.2	13	0.070	50
	M5	56C5	1.6	6	7.5	5.3	3.2	14	0.075	50
1.5-2.5	M4	57C4	2.3	6	7.0	4.3	3.9	13	0.095	50
	M5	57C5	2.3	6	7.5	5.3	3.9	14	0.095	50
	M6	57C6	2.3	6	9.5	6.5	3.9	16	0.110	50
4-6	M4	58C4	3.6	9	9.5	4.3	5.6	18	0.250	50
	M5	58C5	3.6	9	9.5	5.3	5.6	19	0.255	50
10	M6	58C6	3.6	9	9.5	6.5	5.6	19	0.235	50
	M5	59C5	4.5	10	12.0	5.5	6.5	21	0.320	50
16	M6	59C6	4.5	10	12.0	6.5	6.5	22	0.340	50
	M5	60C5	5.5	13	12.0	5.5	7.5	26	0.440	50
	M6	60C6	5.5	13	12.0	6.5	7.5	27	0.450	50
	M8	60C8	5.5	13	13.5	8.5	7.5	29	0.520	50

▶ Tools: see chart page 68

Butt connectors, Ni

- ▶ Suitable for high temperatures to 650 °C

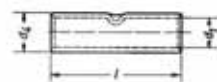


Characteristics

- Total cross-section: 0.5 - 16 mm²
- With buttmarks for precise cable insertion
- Precise end machining for easy cable insertion

Material

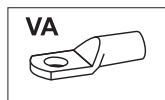
- High-grade nickel



Nominal cross section mm ²	Part No.	Dimension mm			Weight/ 100 pcs. ~ kg	Packing unit/ pcs
		d1	d4	l		
0.5-1	62R	1.6	3.2	25	0.135	50
1.5-2.5	63R	2.3	3.9	25	0.170	50
4-6	64R	3.6	5.6	25	0.325	50
10	65R	4.5	6.5	25	0.360	50
16	66R	5.5	7.5	30	0.510	50

▶ Tools: see chart page 68

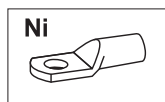
Tubular cable lugs and connectors - nickel, stainless steel



■ Tool application chart

Tubular cable lugs and butt connectors made from stainless steel

Crimping range corresponds to nominal cross-section mm²	Crimping tools		Tool type						Crimp profile	Page (Tool)
	Tools	Crimping head/ Adapter	Mechanical crimping tools	mechanical, electrical, pneumatic, crimping tools with interchangeable dies/heads	Hand hydraulic crimping tools	Battery powered crimping tools	Hydraulic crimping systems	Hydraulic crimping heads		
0.5-6	K25		•							242
0.5-16	K354			•						260
	EK354					•				314
	EK354L					•				316
10-50	K22			•						264
	HK6022				•					288
	EKM6022L					•				322
	EK6022L					•				324
	PK22							•		364
	THK22						•			364
	HK60UNV	+ UA22			•					354
	EK60UNVL	+ UA22				•				357
	EKM60UNVL	+ UA22				•				356
	PK60UNV	+ UA22						•		355



■ Tool application chart

Tubular cable lugs and butt connectors made from nickel

Crimping range corresponds to nominal cross-section mm²	Crimping tools		Tool type						Crimp profile	Page (Tool)
	Tools	Crimping head/ Adapter	Mechanical crimping tools	mechanical, electrical, pneumatic, crimping tools with interchangeable dies/heads	hand hydraulic crimping tools	Battery powered crimping tools	Hydraulic crimping systems	Hydraulic crimping heads		
0.5-6	K25		•							242
0.5-16	K354			•						260
	EK354					•				314
	EK354L					•				316
10-50	K22			•						264
	HK6022				•					288
	EK6022L					•				324
	EKM6022L					•				322
	PK22							•		364
	THK22						•			364
	HK60UNV	+ UA22			•					354
	EK60UNVL	+ UA22				•				357
	EKM60UNVL	+ UA22				•				356
	PK60UNV	+ UA22						•		355

Best connections *entirely to standard.*



Copper compression cable lugs and connectors to DIN.

In project business, customers often request use of standardised materials. Utilities, for example, often specify use of compression cable lugs and connectors according to DIN standards. Klauke offers numerous standard-compliant solutions.

Contrary to popular belief, DIN cable lugs differ from tubular cable lugs not only in terms of dimensions. Markings and standardised coding specify the number of crimps.



DIN-compliant compression cable lugs with specified identification marks for crimps.

- **Compression cable lugs to DIN 46235 up to 1000 mm².**
- **Angled compression cable lugs to DIN dimensions.**
- **Compression joints for non-tension connections to DIN.**
- **Sleeves and reducing sleeves for compacted conductors.**

Always to DIN standards.

- ▶ Nominal cross sections up to 1000 mm².
- ▶ Conforming to DIN standards, tested to IEC.
- ▶ Tin-plated or bright finish available.
- ▶ Also with barrier.

Benefits:

- ▶ The Klauke range includes DIN compression cable lugs and connectors to suit every application.
- ▶ Bright finish versions are especially suitable for installations in overvoltage or lightning protection systems.



▶ More from Page 72.



Simply angled, improved fit.

- ▶ Compression cable lugs angled at 45° and 90°.
- ▶ Nominal cross sections up to 240 mm².

Benefits:

- ▶ You will find the right solution. **Even for confined and awkward situations.**
- ▶ More from Page 74.

Correct crimping mark by mark.

- ▶ All DIN compression cable lugs and connectors have markings for correct crimping.
- ▶ Designation for narrow and wide crimping.
- ▶ Engraved code, cross-section and hole diameter for fast assignment.
- ▶ All compression cable lugs are annealed to optimise material and crimping characteristics.
- ▶ Manufacturer's identification for simple re-ordering.

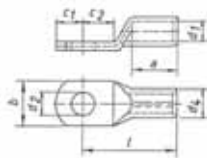
Benefits:

- ▶ The designated crimp markings show you at a glance where and how often the connecting material has to be crimped.
- ▶ The annealed material flows more efficiently around the conductor during the crimping operation, so creating a secure connection.
- ▶ Crimping is made much easier and the tools' service life is extended due to the low mechanical strain.



- ▶ Klauke connecting materials to DIN are designated by two different crimp markings. One for narrow crimps with 6-ton tools and the other for wide crimps with 12-ton tools.

Compression cable lugs acc. to DIN, Cu



- ▶ Acc. to DIN 46235
- ▶ With code number for clear tool assignment
- ▶ For round conductors e.g VDE 0295 Class 1, 2, 5 and 6
- ▶ For pre-rounded multi-stranded sector shaped conductors

Characteristics

- Total cross-section: 6 - 1000 mm²
- With crimp markings for correct crimping
- Annealed material optimises material and crimping properties
- Precise end machining for easy cable insertion

Material

- Copper acc. to EN 13600

Surface

- Tin-plated to protect against corrosion (other surfaces available upon request)

Order info

- Bright finish version also available, part number appendix "bk"
- Item in barrier design upon request

Nominal cross section mm ²	Size of bolt dia.	Part No.	Code	Dimension mm									Weight/ 100 pcs. ~ kg	Packing unit/pcs
				a	b	d1	d2	d4	c1	c2	l			
6	M 5	101R5	5	10	8.5	3.8	5.3	5.5	6.5	7.5	24	0.24	100	
	M 6	101R6	5	10	8.5	3.8	6.4	5.5	7.5	8.0	24	0.30	100	
	M 8	*101R8	5	10	13.0	3.8	8.4	5.5	10.0	10.0	24	0.34	100	
10	M 5	102R5	6	10	9.0	4.5	5.3	6.0	7.0	8.5	27	0.37	100	
	M 6	102R6	6	10	9.0	4.5	6.4	6.0	7.5	8.5	27	0.36	100	
	M 8	*102R8	6	10	13.0	4.5	8.4	6.0	10.0	10.0	27	0.38	100	
16	M 6	103R6	8	20	13.0	5.5	6.4	8.5	7.5	8.0	36	1.19	100	
	M 8	103R8	8	20	13.0	5.5	8.4	8.5	10.0	10.0	36	1.22	100	
	M 10	103R10	8	20	17.0	5.5	10.5	8.5	12.0	12.0	36	1.30	100	
25	M 12	*103R12	8	20	18.0	5.5	13.0	8.5	13.0	13.0	36	1.27	100	
	M 6	104R6	10	20	14.0	7.0	6.4	10.0	7.5	8.0	38	1.51	50	
	M 8	104R8	10	20	16.0	7.0	8.4	10.0	10.0	10.0	38	1.54	50	
	M 10	104R10	10	20	17.0	7.0	10.5	10.0	12.0	12.0	38	1.62	50	
	M 12	104R12	10	20	19.0	7.0	13.0	10.0	13.0	13.0	38	1.66	25	
	M 6	*105R6	12	20	17.0	8.2	6.4	12.5	7.5	8.0	42	2.77	50	
35	M 8	105R8	12	20	17.0	8.2	8.4	12.5	10.0	10.0	42	2.85	50	
	M 10	105R10	12	20	19.0	8.2	10.5	12.5	12.0	12.0	42	2.84	50	
	M 12	105R12	12	20	21.0	8.2	13.0	12.5	13.0	13.0	42	2.79	50	
	M 14	*105R14	12	20	21.0	8.2	15.0	12.5	14.5	14.5	42	2.70	25	
50	M 8	106R8	14	28	20.0	10.0	8.4	14.5	10.0	10.0	52	4.46	50	
	M 10	106R10	14	28	22.0	10.0	10.5	14.5	12.0	12.0	52	4.48	50	
	M 12	106R12	14	28	24.0	10.0	13.0	14.5	13.0	13.0	52	4.40	50	
	M 14	*106R14	14	28	24.0	10.0	15.0	14.5	14.5	14.5	52	4.30	25	
	M 16	106R16	14	28	28.0	10.0	17.0	14.5	16.0	16.0	52	4.57	25	
70	M 8	107R8	16	28	24.0	11.5	8.4	16.5	10.0	10.0	55	5.92	50	
	M 10	107R10	16	28	24.0	11.5	10.5	16.5	12.0	12.0	55	6.02	50	
	M 12	107R12	16	28	24.0	11.5	13.0	16.5	13.0	13.0	55	5.89	50	
	M 14	*107R14	16	28	24.0	11.5	15.0	16.5	14.5	14.5	55	5.80	25	
	M 16	107R16	16	28	30.0	11.5	17.0	16.5	16.0	16.0	55	6.13	25	
95	M 8	108R8*	18	35	28.0	13.5	8.4	19.0	12.0	12.0	65	9.21	25	
	M 10	108R10	18	35	28.0	13.5	10.5	19.0	12.0	12.0	65	8.97	50	
	M 12	108R12	18	35	28.0	13.5	13.0	19.0	13.0	13.0	65	8.62	50	
	M 14	*108R14	18	35	28.0	13.5	15.0	19.0	14.5	14.5	65	8.78	25	
	M 16	108R16	18	35	32.0	13.5	17.0	19.0	16.0	16.0	65	9.00	50	

Compression cable lugs acc. to DIN, Cu

Nominal cross section mm ²	Size of bolt dia.	Part No.	Code	Dimension mm								Weight/ 100 pcs. ~ kg	Packing unit/pcs
				a	b	d1	d2	d4	c1	c2	l		
120	M 10	109R10	20	35	32.0	15.5	10.5	21.0	15.0	16.0	70	11.40	50
	M 12	109R12	20	35	32.0	15.5	13.0	21.0	16.0	17.0	70	11.31	50
	M 14	*109R14	20	35	32.0	15.5	15.0	21.0	18.0	19.0	70	11.45	25
	M 16	109R16	20	35	32.0	15.5	17.0	21.0	19.0	20.0	70	11.24	50
	M 20	109R20	20	35	38.0	15.5	21.0	21.0	21.0	22.0	70	11.03	25
150	M 10	110R10	22	35	34.0	17.0	10.5	23.5	15.0	16.0	78	16.38	10
	M 12	110R12	22	35	34.0	17.0	13.0	23.5	16.0	17.0	78	16.29	25
	M 14	*110R14	22	35	34.0	17.0	15.0	23.5	19.0	20.0	78	16.38	10
	M 16	110R16	22	35	34.0	17.0	17.0	23.5	19.0	20.0	78	16.17	10
	M 20	110R20	22	35	40.0	17.0	21.0	23.5	21.0	22.0	78	15.90	10
185	M 10	111R10	25	40	37.0	19.0	10.5	25.5	15.0	16.0	82	18.96	10
	M 12	111R12	25	40	37.0	19.0	13.0	25.5	16.0	17.0	82	18.11	10
	M 14	*111R14	25	40	37.0	19.0	15.0	25.5	19.0	20.0	82	19.21	10
	M 16	111R16	25	40	37.0	19.0	17.0	25.5	19.0	20.0	82	18.74	25
	M 20	111R20	25	40	40.0	19.0	21.0	25.5	21.0	22.0	82	18.69	10
240	M 12	112R12	28	40	42.0	21.5	13.0	29.0	16.0	17.0	92	27.00	10
	M 14	*112R14	28	40	42.0	21.5	15.0	29.0	19.0	20.0	92	27.58	10
	M 16	112R16	28	40	42.0	21.5	17.0	29.0	19.0	20.0	92	27.37	25
	M 20	112R20	28	40	45.0	21.5	21.0	29.0	21.0	22.0	92	26.88	10
300	M 14	*113R14	32	50	46.0	24.5	15.0	32.0	19.0	22.0	100	33.29	5
	M 16	113R16	32	50	46.0	24.5	17.0	32.0	19.0	22.0	100	32.94	5
	M 20	113R20	32	50	46.0	24.5	21.0	32.0	22.0	22.0	100	33.24	5
400	M 14	*114R14	38	70	54.0	27.5	15.0	38.5	25.0	25.0	115	69.38	5
	M 16	114R16	38	70	54.0	27.5	17.0	38.5	25.0	25.0	115	68.54	5
	M 20	114R20	38	70	54.0	27.5	21.0	38.5	25.0	25.0	115	65.40	5
500	M 16	*115R16	42	70	60.0	31.0	17.0	42.0	25.0	25.0	125	83.31	1
	M 20	115R20	42	70	60.0	31.0	21.0	42.0	25.0	25.0	125	81.58	1
625	M 16	*116R16	44	80	64.0	34.5	17.0	44.0	25.0	25.0	135	79.60	1
	M 20	116R20	44	80	64.0	34.5	21.0	44.0	25.0	25.0	135	79.69	1
800	M 16	*117R16	52	100	75.0	40.0	17.0	52.0	30.0	30.0	165	150.00	1
	M 20	117R20	52	100	75.0	40.0	21.0	52.0	30.0	30.0	165	149.00	1
1000	M 16	*118R16	58	100	83.0	44.0	17.0	58.0	30.0	30.0	165	199.00	1
	M 20	118R20	58	100	83.0	44.0	21.0	58.0	30.0	30.0	165	195.00	1

▶ * = not standardized

▶ 10-800 mm² IEC tested

ⓘ Sleeves for compacted conductors and sleeves for 3- and 4-core conductors see chapter "Sleeves for compacted and sector shaped conductors-Cu"

▶ **Tools: see chart page 84**



Angle compression cable lugs, Cu, 90° angled



- ▶ Tube dimensions according to DIN 46235
- ▶ With code number for clear tool assignment
- ▶ For round conductors e.g VDE 0295 Class 1, 2, 5 and 6
- ▶ For pre-rounded multi-stranded sector shaped conductors
- ▶ Flat contact surface by special angle punching process

Characteristics

- Total cross-section: 6 - 240 mm²
- With crimp markings for correct crimping
- Annealed material optimises material and crimping properties
- Precise end machining for easy cable insertion

Material

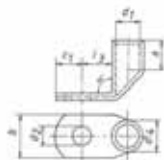
- Copper acc. to EN 13600

Surface

- Tin-plated to protect against corrosion (other surfaces available upon request)

Order info

- Bright finish version also available, part number appendix "bk"



Nominal cross section mm ²	Size of bolt dia.	Part No.	Code	Dimension mm								Weight/ 100 pcs. ~ kg	Packing unit/pcs
				a	b	d1	d2	d4	c1	l3			
6	M 5	161R5	5	10	8.5	3.8	5.3	5.5	6.5	9	0.28	50	
	M 6	161R6	5	10	8.5	3.8	6.4	5.5	7.5	10	0.32	50	
10	M 5	162R5	6	10	9.0	4.5	5.3	6.0	7.0	10	0.34	50	
	M 6	162R6	6	10	9.0	4.5	6.4	6.0	7.5	10	0.35	50	
16	M 8	162R8	6	10	13.0	4.5	.0	6.0	10.0	13	0.37	50	
	M 6	163R6	8	20	13.0	5.5	6.4	8.5	7.5	11	1.20	50	
	M 8	163R8	8	20	13.0	5.5	8.4	8.5	10.0	13	1.30	50	
	M 10	163R10	8	20	17.0	5.5	10.5	8.5	12.0	15	1.40	50	
25	M 12	163R12	8	20	18.0	5.5	13.0	8.5	13.0	18	1.33	50	
	M 6	164R6	10	20	14.0	7.0	6.4	10.0	7.5	11	1.54	25	
	M 8	164R8	10	20	16.0	7.0	8.4	10.0	10.0	13	1.60	25	
	M 10	164R10	10	20	17.0	7.0	10.5	10.0	12.0	15	1.63	25	
35	M 12	164R12	10	20	19.0	7.0	13.0	10.0	13.0	18	1.70	25	
	M 8	165R8	12	20	17.0	8.2	8.4	12.5	10.0	13	2.72	25	
	M 10	165R10	12	20	19.0	8.2	10.5	12.5	12.0	15	2.76	25	
	M 12	165R12	12	20	21.0	8.2	13.0	12.5	13.0	18	2.85	25	
50	M 14	165R14	12	20	21.0	8.2	15.0	12.5	14.5	20	2.92	25	
	M 8	166R8	14	28	20.0	10.0	8.4	14.5	10.0	16	4.39	25	
	M 10	166R10	14	28	22.0	10.0	10.5	14.5	12.0	16	4.46	25	
	M 12	166R12	14	28	24.0	10.0	13.0	14.5	13.0	18	4.49	25	
70	M 14	166R14	14	28	24.0	10.0	15.0	14.5	14.5	20	4.73	25	
	M 16	166R16	14	28	28.0	10.0	17.0	14.5	16.0	22	4.66	25	
	M 8	167R8	16	28	24.0	11.5	8.4	16.5	10.0	14	5.92	25	
	M 10	167R10	16	28	24.0	11.5	10.5	16.5	12.0	16	6.31	25	
95	M 12	167R12	16	28	24.0	11.5	13.0	16.5	13.0	18	6.34	25	
	M 14	167R14	16	28	24.0	11.5	15.0	16.5	14.5	20	6.50	25	
	M 16	167R16	16	28	30.0	11.5	17.0	16.5	16.0	22	6.63	25	
	M 10	168R10	18	35	28.0	13.5	10.5	19.0	12.0	17	9.03	25	
95	M 12	168R12	18	35	28.0	13.5	13.0	19.0	13.0	18	9.27	25	
	M 14	168R14	18	35	28.0	13.5	15.0	19.0	14.5	20	9.06	25	
	M 16	168R16	18	35	32.0	13.5	17.0	19.0	16.0	22	9.18	25	

Angle compression cable lugs, Cu, 90° angled

Nominal cross section mm²	Size of bolt dia.	Part No.	Code	Dimension mm							Weight/ 100 pcs. ~ kg	Packing unit/pcs
				a	b	d1	d2	d4	c1	l3		
120	M 10	169R10	20	35	32.0	15.5	10.5	21.0	15.0	17	10.41	10
	M 12	169R12	20	35	32.0	15.5	13.0	21.0	16.0	18	10.65	10
	M 14	169R14	20	35	32.0	15.5	15.0	21.0	18.0	20	10.75	10
	M 16	169R16	20	35	32.0	15.5	17.0	21.0	19.0	22	10.72	10
	M 20	169R20	20	35	38.0	15.5	21.0	21.0	21.0	24	11.00	10
150	M 10	170R10	22	35	34.0	17.0	10.5	23.5	15.0	17	14.18	10
	M 12	170R12	22	35	34.0	17.0	13.0	23.5	16.0	18	14.33	10
	M 14	170R14	22	35	34.0	17.0	15.0	23.5	19.0	20	15.60	10
	M 16	170R16	22	35	34.0	17.0	17.0	23.5	19.0	22	15.24	10
185	M 10	171R10	25	40	37.0	19.0	10.5	25.5	15.0	22	18.60	10
	M 12	171R12	25	40	37.0	19.0	13.0	25.5	16.0	22	18.69	10
	M 14	171R14	25	40	37.0	19.0	15.0	25.5	19.0	22	19.10	10
	M 16	171R16	25	40	37.0	19.0	17.0	25.5	19.0	22	19.00	10
	M 20	171R20	25	40	40.0	19.0	21.0	25.5	21.0	24	18.72	10
240	M 12	172R12	28	40	42.0	21.5	13.0	29.0	16.0	22	25.09	10
	M 14	172R14	28	40	42.0	21.5	15.0	29.0	19.0	22	25.70	10
	M 16	172R16	28	40	42.0	21.5	17.0	29.0	19.0	22	24.96	10
	M 20	172R20	28	40	45.0	21.5	21.0	29.0	21.0	24	25.26	10

▶ 10-240 mm² IEC tested

🔗 Sleeves for compacted conductors and sleeves for 3- and 4-core conductors see chapter "Sleeves for compacted and sector shaped conductors-Cu"

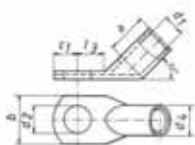
▶ **Tools: see chart page 84**



Angle compression cable lugs, Cu, 45° angled



- ▶ Tube dimensions according to DIN 46235
- ▶ With code number for clear tool assignment
- ▶ For round conductors e.g VDE 0295 Class 1, 2, 5 and 6
- ▶ For pre-rounded multi-stranded sector shaped conductors
- ▶ Flat contact surface by special angle punching process



Characteristics

- Total cross-section: 6 - 240 mm²
- With crimp markings for correct crimping
- Annealed material optimises material and crimping properties
- Precise end machining for easy cable insertion

Material

- Copper acc. to EN 13600

Surface

- Tin-plated to protect against corrosion (other surfaces available upon request)

Order info

- Bright finish version also available, part number appendix "bk"

Nominal cross section mm ²	Size of bolt dia.	Part No.	Code	Dimension mm							Weight/ 100 pcs. ~ kg	Packing unit/pcs
				a	b	d1	d2	d4	c1	l3		
6	M 5	161R545	5	10	8.5	3.8	5.5	5.5	6.5	9	0.32	50
	M 6	161R645	5	10	8.5	3.8	6.5	5.5	7.5	10	0.34	50
10	M 5	162R545	6	10	9.0	4.5	5.5	6.0	7.0	10	0.36	50
	M 6	162R645	6	10	9.0	4.5	6.5	6.0	7.5	10	0.35	50
16	M 8	162R845	6	10	13.0	4.5	8.5	6.0	10.0	13	0.39	50
	M 6	163R645	8	20	13.0	5.5	6.5	8.5	7.5	11	1.20	50
16	M 8	163R845	8	20	13.0	5.5	8.5	8.5	10.0	13	0.28	50
	M 10	163R1045	8	20	17.0	5.5	10.5	8.5	12.0	15	1.34	50
25	M 12	163R1245	8	20	18.0	5.5	13.0	8.5	13.0	18	1.35	50
	M 6	164R645	10	20	14.0	7.0	6.5	10.0	7.5	11	1.49	25
25	M 8	164R845	10	20	16.0	7.0	8.5	10.0	10.0	13	1.60	25
	M 10	164R1045	10	20	17.0	7.0	10.5	10.0	12.0	15	1.64	25
35	M 12	164R1245	10	20	19.0	7.0	13.0	10.0	13.0	18	1.73	25
	M 8	165R845	12	20	17.0	8.2	8.5	12.5	10.0	13	2.72	25
35	M 10	165R1045	12	20	19.0	8.2	10.5	12.5	12.0	15	2.92	25
	M 12	165R1245	12	20	21.0	8.2	13.0	12.5	13.0	18	2.98	25
50	M 14	165R1445	12	20	21.0	8.2	15.0	12.5	14.5	20	3.03	25
	M 8	166R845	14	28	20.0	10.0	8.5	14.5	10.0	13	4.63	25
50	M 10	166R1045	14	28	22.0	10.0	10.5	14.5	12.0	16	4.84	25
	M 12	166R1245	14	28	24.0	10.0	13.0	14.5	13.0	18	4.94	25
70	M 14	166R1445	14	28	24.0	10.0	15.0	14.5	14.5	20	4.96	25
	M 16	166R1645	14	28	28.0	10.0	17.0	14.5	16.0	22	4.92	25
70	M 8	167R845	16	28	24.0	11.5	8.5	16.5	10.0	14	6.40	25
	M 10	167R1045	16	28	24.0	11.5	10.5	16.5	12.0	16	6.76	25
95	M 12	167R1245	16	28	24.0	11.5	13.0	16.5	13.0	18	6.90	25
	M 14	167R1445	16	28	24.0	11.5	15.0	16.5	14.5	20	6.72	25
95	M 16	167R1645	16	28	30.0	11.5	17.0	16.5	16.0	22	6.96	25
	M 10	168R1045	18	35	28.0	13.5	10.5	19.0	12.0	17	9.64	25
95	M 12	168R1245	18	35	28.0	13.5	13.0	19.0	13.0	18	9.21	25
	M 14	168R1445	18	35	28.0	13.5	15.0	19.0	14.5	20	9.51	25
	M 16	168R1645	18	35	32.0	13.5	17.0	19.0	16.0	22	9.40	25

Angle compression cable lugs, Cu, 45° angled

Nominal cross section mm ²	Size of bolt dia.	Part No.	Code	Dimension mm								Weight/ 100 pcs. ~ kg	Packing unit/pcs
				a	b	d1	d2	d4	c1	l3			
120	M 10	169R1045	20	35	32.0	15.5	10.5	21.0	15.0	17	11.09	10	
	M 12	169R1245	20	35	32.0	15.5	13.0	21.0	16.0	18	11.45	10	
	M 14	169R1445	20	35	32.0	15.5	15.0	21.0	18.0	20	11.55	10	
	M 16	169R1645	20	35	32.0	15.5	17.0	21.0	19.0	22	11.76	10	
	M 20	169R2045	20	35	38.0	15.5	21.0	21.0	21.0	24	11.55	10	
150	M 10	170R1045	22	35	34.0	17.0	10.5	23.5	15.0	17	15.93	10	
	M 12	170R1245	22	35	34.0	17.0	13.0	23.5	16.0	18	16.08	10	
	M 14	170R1445	22	35	34.0	17.0	15.0	23.5	19.0	20	16.38	10	
	M 16	170R1645	22	35	34.0	17.0	17.0	23.5	19.0	22	16.90	10	
	M 20	170R2045	22	35	40.0	17.0	21.0	23.5	21.0	24	16.49	10	
185	M 10	171R1045	25	40	37.0	19.0	10.5	25.5	15.0	22	20.16	10	
	M 12	171R1245	25	40	37.0	19.0	13.0	25.5	16.0	22	19.60	10	
	M 14	171R1445	25	40	37.0	19.0	15.0	25.5	19.0	22	20.05	10	
	M 16	171R1645	25	40	37.0	19.0	17.0	25.5	19.0	22	19.68	10	
	M 20	171R2045	25	40	40.0	19.0	21.0	25.5	21.0	24	19.95	10	
240	M 12	172R1245	28	40	42.0	21.5	13.0	29.0	16.0	22	26.46	10	
	M 14	172R1445	28	40	42.0	21.5	15.0	29.0	19.0	22	26.99	10	
	M 16	172R1645	28	40	42.0	21.5	17.0	29.0	19.0	22	26.92	10	
	M 20	172R2045	28	40	45.0	21.5	21.0	29.0	21.0	24	26.88	10	

- ▶ 10-240 mm² IEC tested
- ▶ Sleeves for compacted conductors and sleeves for 3- and 4-core conductors see chapter "Sleeves for compacted and sector shaped conductors-Cu"
- ▶ **Tools: see chart page 84**

Compression cable lugs DIN special type, Cu, with 2 long holes

- ▶ Tube dimensions according to DIN 46235
- ▶ With code number for clear tool assignment
- ▶ For round conductors e.g VDE 0295 Class 1, 2, 5 and 6
- ▶ For pre-rounded multi-stranded sector shaped conductors



Characteristics

- Total cross-section: 70 - 240 mm²
- With crimp markings for correct crimping
- Annealed material optimises material and crimping properties
- Flat contact surface by special pressing technique
- Precise end machining for easy cable insertion

Material

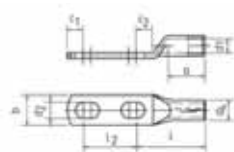
- Copper acc. to EN 13600

Surface

- Tin-plated to protect against corrosion (other surfaces available upon request)

Order info

- Bright finish version also available, part number appendix "bk"



Nominal cross section mm ²	Size of bolt dia.	Part No.	Code	Dimension mm								Weight/ 100 pcs. ~ kg	Packing unit/pcs	
				a	b	d1	d2	d4	c1	c2	l			l2
70	2 x M 12	147D212	16	28	24	11.5	13	16.5	13	13	55	50 - 62	10.82	5
95		148D212	18	35	28	13.5	13	19.0	13	13	65	50 - 62	15.24	5
120		149D212	20	35	32	15.5	13	21.0	16	17	70	50 - 62	18.62	5
150		150D212	22	35	34	17.0	13	23.5	16	17	78	50 - 62	26.10	5
185		151D212	25	40	37	19.0	13	25.5	16	17	82	50 - 62	30.48	5
240	152D212	28	40	42	21.5	13	29.0	16	17	92	50 - 62	41.52	5	

- ▶ Sleeves for compacted conductors and sleeves for 3- and 4-core conductors see chapter "Sleeves for compacted and sector shaped conductors-Cu"
- ▶ **Tools: see chart page 84**

Copper compression cable lugs and connectors to DIN

Compression cable lugs, special type, Cu, with one hole, double crimping



► Special design for mounting of 2 multi-stranded cables according to VDE 0295 Class 2



Characteristics

- Total cross-section: 2 x 50 - 2 x 120 mm²
- Annealed material optimises material and crimping properties
- Precise end machining for easy cable insertion

Material

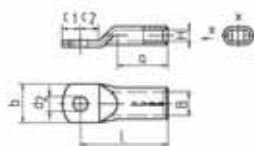
- Copper acc. to EN 13600

Surface

- Tin-plated to protect against corrosion (other surfaces available upon request)

Order info

- Bright finish version also available, part number appendix "bk"



Nominal cross section mm ²	Size of bolt dia.	Part No.	Code	Dimension mm								Weight/ 100 pcs. ~ kg	Packing unit/pcs
				a	b	d2	c1	c2	l	H	B		
2 x 50	M 12	136DP12	22 DP	35	34	13	16	17	78	10.0	20	16.30	5
2 x 70		137DP12	24 DP	40	37	13	16	17	82	11.5	23	18.90	5
2 x 95		138DP12	29 DP	40	42	13	16	17	92	13.5	27	27.12	5
2 x 120		139DP12	32 DP	50	48	13	19	22	100	15.5	31	33.50	5

► Tools: see chart page 85

Compression cable lugs, special type, Cu, with two long holes, double crimping



► Special design for mounting of 2 multi-stranded cables according to VDE 0295 Class 2



Characteristics

- Total cross-section: 2 x 50 - 2 x 120 mm²
- Annealed material optimises material and crimping properties
- Precise end machining for easy cable insertion
- Flat contact surface by special pressing technique

Material

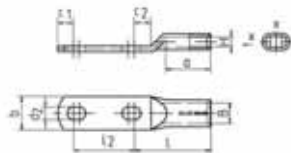
- Copper acc. to EN 13600

Surface

- Tin-plated to protect against corrosion (other surfaces available upon request)

Order info

- Bright finish version also available, part number appendix "bk"



Nominal cross section mm ²	Size of bolt dia.	Part No.	Code	Dimension mm								Weight/ 100 pcs. ~ kg	Packing unit/pcs	
				a	b	d2	c1	c2	l	l2	H			B
2 x 50	2 x M 12	136DP212	22 DP	35	34	13	16	17	78	50 - 62	10.0	20	23.20	5
2 x 70		137DP212	24 DP	40	37	13	16	17	82	50 - 62	11.5	23	29.64	5
2 x 95		138DP212	29 DP	40	42	13	16	17	92	50 - 62	13.5	27	38.50	5
2 x 120		139DP212	32 DP	50	48	13	19	22	100	50 - 62	15.5	31	45.80	5

► Tools: see chart page 85

Compression joints acc. to DIN, Cu

- ▶ Acc. to DIN 46267, part 1
- ▶ With code number for clear tool assignment
- ▶ With crimp markings for correct crimping

Characteristics

- Total cross-section: 6 - 1000 mm²
- With buttmarks for precise cable insertion
- Annealed material optimises material and crimping properties
- Precise end machining for easy cable insertion

Material


- Copper acc. to EN 13600

Surface

- Tin-plated

Order info

- Bright finish version also available, part number appendix "bk"



Nominal cross section mm ²	Part No.	Code	Dimension mm			Weight/100 pcs. ~ kg	Packing unit/pcs
			d1	d4	l		
6	121R	5	3.8	5.5	30	0.31	100
10	122R	6	4.5	6.0	30	0.34	100
16	123R	8	5.5	8.5	50	1.45	100
25	124R	10	7.0	10.0	50	1.77	50
35	125R	12	8.2	12.5	50	2.89	50
50	126R	14	10.0	14.5	56	4.26	50
70	127R	16	11.5	16.5	56	5.41	50
95	128R	18	13.5	19.0	70	8.62	25
120	129R	20	15.5	21.0	70	9.66	25
150	130R	22	17.0	23.5	80	14.50	10
185	131R	25	19.0	25.5	85	17.00	10
240	132R	28	21.5	29.0	90	23.41	10
300	133R	32	24.5	32.0	100	29.23	5
400	134R	38	27.5	38.5	150	74.32	5
500	135R	42	31.0	42.0	160	89.09	1
625	136R	44	34.5	44.0	160	79.10	1
800	137R	52	40.0	52.0	200	151.00	1
1000	138R	58	44.0	58.0	200	198.00	1

▶ 10-800 mm² IEC tested

ⓘ Sleeves for compacted conductors and sleeves for 3- and 4-core conductors see chapter "Sleeves for compacted and sector shaped conductors-Cu"

ⓘ Reduction sleeves to connect different cross sections can be found on page 83

▶ **Tools: see chart page 84**

Copper compression cable lugs and connectors to DIN

Compression joints, Cu



- ▶ Barrier design with oil stop
- ▶ Tube dimension to DIN 46267 part 1
- ▶ With code number for clear tool assignment

Characteristics

- Total cross-section: 16 - 625 mm²
- For non-tension connections
- With crimp markings for correct crimping
- Annealed material optimises material and crimping properties
- Precise end machining for easy cable insertion

Material

- Copper acc. to EN 13600

Surface

- Tin-plated to protect against corrosion (other surfaces available upon request)

Order info

- Bright finish version also available, part number appendix "bk"

Nominal cross section mm ²	Part No.	Code	Dimension mm			Weight/ 100 pcs. ~ kg	Packing unit/pcs
			d1	d4	l		
16	523R	8	5.5	8.5	50	1.54	25
25	524R	10	7.0	10.0	50	1.84	25
35	525R	12	8.2	12.5	50	2.99	25
50	526R	14	10.0	14.5	56	4.46	25
70	527R	16	11.5	16.5	56	5.61	25
95	528R	18	13.5	19.0	70	8.88	25
120	529R	20	15.5	21.0	70	10.06	5
150	530R	22	17.0	23.5	80	14.89	5
185	531R	25	19.0	25.5	85	17.57	5
240	532R	28	21.5	29.0	90	24.23	5
300	533R	32	24.5	32.0	100	30.15	5
400	534R	38	27.5	38.5	150	75.60	5
500	535R	42	31.0	42.0	160	92.00	1
625	536R	44	34.5	44.0	160	81.50	1

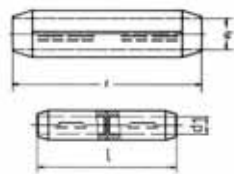

① Sleeves for compacted conductors and sleeves for 3- and 4-core conductors see chapter "Sleeves for compacted and sector shaped conductors-Cu"

② Reduction sleeves to connect different cross sections can be found at 83

▶ **Tools: see chart page 84**

Compression joint for cable connections 10-30 kV, copper

- ▶ Tube dimension to DIN 46267 part 1
- ▶ With code number for clear tool assignment
- ▶ For copper medium-voltage cable connections 10-30 kV
- ▶ With bevelled edges for reduced winding expenditure for the assembly



Characteristics

- Total cross-section: 25 - 400 mm²
- For non-tension connections
- Also available as barrier design with oil stop
- With crimp markings for correct crimping
- Annealed material optimises material and crimping properties
- Precise end machining for easy cable insertion

Material

- Copper acc. to EN 13600

Surface

- Bright finished

Order info

- Tinned version also available, part number appendix "v"

Nominal cross section mm ²	Part No.	Code	Dimension mm		Number of crimps		Weight/ 100 pcs. ~ kg	Packing unit/pcs
			d1	l	mech.	hydr.		
Standard type								
25	504R	12	7.5	60	2/2	1/1	4.08	10
35	505R	12	8.2	60	2/2	1/1	3.56	10
50	506R	14	10.0	65	3/3	1/1	4.90	10
70	507R	16	11.5	65	3/3	1/1	6.10	10
95	508R	18	13.5	90	4/4	2/2	10.98	10
120	509R	20	15.5	90	4/4	2/2	12.68	5
150	510R	22	17.0	105	4/4	2/2	18.09	5
185	511R	25	19.0	105	4/4	2/2	20.35	5
240	512R	28	21.5	125		2/2	31.64	5
300	513R	32	24.5	125		2/2	35.40	1
400	514R	38	27.5	160		3/3	75.42	1
Barrier version								
25	504RLD	12	7.5	60	2/2	1/1	4.08	25
35	505RLD	12	8.2	60	2/2	1/1	3.56	10
50	506RLD	14	10.0	65	3/3	1/1	4.90	10
70	507RLD	16	11.5	65	3/3	1/1	6.40	10
95	508RLD	18	13.5	90	4/4	2/2	10.98	10
120	509RLD	20	15.5	90	4/4	2/2	12.68	5
150	510RLD	22	17.0	105	4/4	2/2	18.84	5
185	511RLD	25	19.0	105	4/4	2/2	20.35	5
240	512RLD	28	21.5	125		2/2	31.64	5
300	513RLD	32	24.5	125		2/2	35.40	1
400	514RLD	38	27.5	160		3/3	75.42	1

ⓘ Reduction sleeves to connect different cross sections can be found at page 83

▶ **Tools: see chart page 84**

Copper compression cable lugs and connectors to DIN

Compression joints acc. to DIN, Cu



- ▶ For full tension cable connections
- ▶ Acc. to DIN 48085, part 1
- ▶ With code number for clear tool assignment

Characteristics

- Total cross-section: 6 - 300 mm²
- With crimp markings for correct crimping
- Precise end machining for easy cable insertion

Material

- Copper acc. to EN 13600

Surface

- Bright finished



Nominal cross section mm ²	Part No.	Code	Dimension mm			Number of crimps		Conductor dia. mm	Weight/ 100 pcs. ~ kg	Packing unit/ pcs
			d1	d4	l	mech.	hydr.			
6	*181R	6	3.5	6.5	65	4/4	3.00	1.4	10	
10	182R	8	4.5	8.5	80	5/5	4.05	3.0	10	
16	183R	8	5.5	8.5	95	5/5	5.10	2.8	10	
25	184R	10	7.0	10.0	95	5/5	6.30	3.4	10	
35	185R	12	8.2	12.5	95	5/5	7.50	5.6	10	
50	186R	14	10.0	14.5	110	5/5	9.00	8.6	10	
70	187R	16	11.5	16.5	110	5/5	10.50	10.8	10	
95	188R	20	13.5	21.0	145	8/8	4/4	12.50	26.2	10
120	189R	22	15.0	23.5	160	8/8	4/4	14.00	36.8	10
150	190R	25	16.5	25.5	180	8/8	4/4	15.70	47.5	5
185	*191R	32	18.5	31.5	260	5/5	5/5	17.50	118.0	5
240	*192R	34	21.0	34.5	310	6/6	20.20	163.0	5	
300	*193R	38	23.5	38.5	360		22.50	235.0	1	

▶ * = not standardized

▶ 16-70 mm² IEC tested

▶ Tools: see chart page 84

Reduction sleeves, Cu

- ▶ For multi-stranded conductors e.g. VDE 0295 Class 2
- ▶ For connecting different conductor cross-sections
- ▶ For use in DIN compression joints and connectors, standard type

Characteristics

- Total cross-section: 25 - 400 mm²
- For non-tension connections
- Precise end machining for easy cable insertion

Material

- Copper acc. to EN 13600

Surface

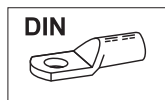
- Bright finished



Part No.	Nominal cross section mm ²		Dimension mm			Weight/ 100 pcs. ~ kg	Packing unit/pcs
	from	to	d1	d4	l		
RH2510	25	10	4.6	6.6	25	0.358	25
RH2516	25	16	5.5	6.6	25	0.350	25
RH3510	35	10	4.5	8.0	25	0.707	25
RH3516	35	16	5.5	8.0	25	0.570	25
RH3525	35	25	7.0	8.0	25	0.253	25
RH5016	50	16	5.5	9.5	33	1.326	25
RH5025	50	25	7.0	9.5	33	0.923	25
RH5035	50	35	8.5	9.5	33	0.404	25
RH7025	70	25	7.0	11.0	33	1.580	25
RH7035	70	35	8.5	11.0	33	1.102	25
RH7050	70	50	10.0	11.0	33	0.486	25
RH9535	95	35	8.5	13.0	45	2.940	25
RH9550	95	50	10.0	13.0	45	2.136	25
RH9570	95	70	11.5	13.0	45	1.100	25
RH12050	120	50	10.0	15.0	45	3.802	25
RH12070	120	70	11.5	15.0	45	2.874	25
RH12095	120	95	13.5	15.0	45	1.340	25
RH15070	150	70	11.5	16.5	53	5.008	5
RH15095	150	95	13.5	16.5	53	3.212	5
RH150120	150	120	15.5	16.5	53	1.248	5
RH18595	185	95	13.5	18.5	53	5.824	5
RH185120	185	120	15.5	18.5	53	3.756	5
RH185150	185	150	17.0	18.5	53	1.660	5
RH240120	240	120	15.5	21.0	55	7.412	5
RH240150	240	150	17.0	21.0	55	5.740	5
RH240185	240	185	19.0	21.0	55	3.036	5
RH300150	300	150	17.0	24.0	58	11.200	5
RH300185	300	185	19.0	24.0	58	8.390	5
RH300240	300	240	21.5	24.0	58	4.526	5
RH400185	400	185	19.0	27.0	80	20.100	5
RH400240	400	240	21.5	27.0	80	14.270	5
RH400300	400	300	24.5	27.0	80	8.800	5

⚠ Please observe instructions in technical appendix / notes for fitting of connecting materials on page i-7

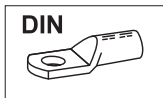
Copper compression cable lugs and connectors to DIN



■ Tool application chart

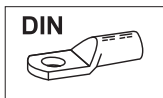
Compression cable lugs and compression joints

Crimping range corresponds to nominal cross-section mm²	Crimping tools		Tool type						Crimp profile	Page (Tool)
	Tools	Crimping head/ Adapter	Mechanical crimping tools	mechanical, electrical, pneumatic, crimping tools with interchangeable dies/heads	Hand hydraulic crimping tools	Battery powered crimping tools	Hydraulic crimping systems	Hydraulic crimping heads		
6-50	K05D		•						⊗	247
6-120	K354			•					⊗	260
	EK354					•			⊗	314
	EK354L					•			⊗	316
6-185	K18			•					⊗	262
	HK6018				•				⊗	286
	EK505L					•			⊗	318
	EK5018L					•			⊗	320
	PK18							•	⊗	362
	THK18						•		⊗	362
	HK60UNV + UA18				•				⊗	354
	EK60UNVL + UA18					•			⊗	357
	EKM60UNVL + UA18					•			⊗	356
PK60UNV + UA18							•	⊗	355	
6-240	K22			•					⊗	264
	HK6022				•				⊗	288
	EK6022L					•			⊗	324
	EKM6022L					•			⊗	322
	PK22							•	⊗	364
	THK22						•		⊗	364
	HK60UNV + UA22				•				⊗	354
	EK60UNVL + UA22					•			⊗	357
	EKM60UNVL + UA22					•			⊗	356
	PK60UNV + UA22							•	⊗	355
	HK12030					•			⊗	292
	HK12042					•			⊗	294
	HK120U					•			⊗	296
	EK12030L					•			⊗	330
	EK12042L					•			⊗	332
	EK120UL					•			⊗	334
	HK122EL380						•		⊗	390
PK12042							•	⊗	368	
PK120U							•	⊗	370	
10-120	K06D		•						⊗	250
16-95	K08D		•						⊗	248
16-300	EK120UNVL					•			⊗	358
	HK252						•		⊗	388
16-625	HK252EL380						•		⊗	391
	PK252							•	⊗	372



■ **Tool application chart**

Crimping range corresponds to nominal cross-section mm²	Crimping tools		Tool type						Crimp profile	Page (Tool)
	Tools	Crimping head/ Adapter	Mechanical crimping tools	mechanical, electrical, pneumatic, crimping tools with interchangeable dies/heads	Hand hydraulic crimping tools	Battery powered crimping tools	Hydraulic crimping systems	Hydraulic crimping heads		
25-150	K09D		•						⬡	251
120-1000	HK45				•				⬡	389
	PK45							•	⬡	374



■ **Tool application chart**

Double compression cable lugs

Crimping range corresponds to nominal cross-section mm²	Crimping tools		Tool type						Crimp profile	Page (Tool)	
	Tools	Crimping head/ Adapter	Mechanical crimping tools	mechanical, electrical, pneumatic, crimping tools with interchangeable dies/heads	Hand hydraulic crimping tools	Battery powered crimping tools	Hydraulic crimping systems	Hydraulic crimping heads			
2x50-2x70	K22			•					○	264	
	HK6022					•			○	288	
	EK6022L						•		○	324	
	EKM6022L						•		○	322	
	PK22							•	○	364	
	THK22						•		○	364	
	HK60UNV	+ UA22				•			○	354	
	EK60UNVL	+ UA22					•		○	357	
	EKM60UNVL	+ UA22					•		○	356	
	PK60UNV	+ UA22						•	○	355	
2x50-2x95	HK12030				•				○	292	
	HK12042					•			○	294	
	HK120U					•			○	296	
	EK12030L						•		○	330	
	EK12042L						•		○	332	
	EK120UL						•		○	334	
	EK120UNVL						•		○	358	
	HK122EL380						•		○	390	
	PK12042							•	○	368	
	PK120U							•	○	370	
	2x50-2x120	HK252						•		○	388
		HK252EL380						•		○	391
PK252								•	○	372	


*One design,
a host of quality features.*




Solderless terminals to DIN 46234 and pin terminals to DIN 46230.

Klauke solderless terminals to DIN 46234 are the ideal solution for processing multi-stranded, fine stranded and superfine stranded conductors. Depending on the application, Klauke pin terminals to DIN 46230 are also the ideal solution for multi-stranded and fine stranded conductors. Special fork-type versions are also available.

All cable lugs are punched from highly conductive copper plate, hard soldered in the crimping area and equipped with a special grooved profile. The tin-plated finish ensures optimised protection against oxidation. The material is designed for continuous operation up to 120 °C.



The hard-soldered crimping area guarantees optimised stability. The soldering shows no signs of cracking, even after the crimping operation and the corresponding mechanical strain.



- **Hard-soldered solderless terminals and pin terminals with a grooved profile in the crimping area.**
- **Versions with halogen-free polyamide insulation.**
- **Special design for meter connections.**
- **Special connectors to DIN 46341 Form A and B.**

Quality in detail.

- ▶ With grooved profile on the inside.
- ▶ **Hard-soldered in the crimping area.**
- ▶ Solderless terminals with nominal cross sections from 0.5 mm² to 240 mm².
- ▶ Pin terminals with nominal cross sections from 0.5 mm² to 95 mm².

Benefits:

- ▶ Higher tensile strength due to internal grooved profile.
- ▶ No splitting of terminals during indent crimping on the soldered seam.
- ▶ Multi-stranded, fine stranded and superfine stranded conductors allow quick and trouble-free assembly.
- ▶ This comparatively short design is the ideal solution for control cabinet connections.



A host of advantages with polyamide insulation.



- ▶ More from Page 90.

- ▶ Cable lugs with halogen-free insulating sleeve.
- ▶ No abutting edge for “easy-entry”.
- ▶ Burr-free edges.
- ▶ Entire surface tin-plated.

Benefits:

- ▶ No hydrochloric acid-containing vapours in case of fire.
- ▶ **Fine stranded conductors can be inserted quickly** without individual wires being bent back.
- ▶ No reduction of cross section by bent wires.
- ▶ No insulation damage during crimping.
- ▶ The connecting materials do not break even when crimping on the soldered seam.


Meters to be connected better.

- ▶ Special designs for meter connection.

Benefits:

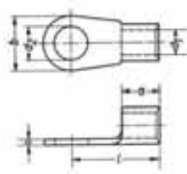
- ▶ The fork-type cable lugs can be connected to meters **quickly and simply**, even in tight areas.

- ▶ More on Page 94.



- ▶ *We highly recommend indent crimping for solderless terminals and pin terminals to guarantee optimal hold. Specific information can be found in the cross references on the product pages.*

Solderless terminals acc. to DIN - Cu



- ▶ Acc. to DIN 46234
- ▶ For conductors e.g. to VDE 0295 Class 2, 5 and 6
- ▶ Hard soldered in crimping area

Characteristics

- Total cross-section: 0.5 - 240 mm²
- With grooved profile for improved contact characteristics

Material

- Cu-ETP

Surface

- Tin-plated to protect against corrosion (other surfaces available upon request)

Order info

- Now also available in handy plastic boxes for smaller requirements, part number appendix "SB"

Nominal cross section mm ²	Nominal size to DIN	Part No.	Dimension mm						Weight/100 pcs. ~ kg	Packing unit/ pcs
			a	b	d1	d2	l	s		
0.5 - 1	2.5 - 1	162025	5	6	1.6	2.8	11	0.8	0.060	100
	3 - 1	16203	5	6	1.6	3.2	11	0.8	0.060	100
	3.5 - 1	162035	5	6	1.6	3.7	11	0.8	0.055	100
	4 - 1	16204	5	8	1.6	4.3	12	0.8	0.070	100
	5 - 1	16205	5	10	1.6	5.3	13	0.8	0.090	100
	6 - 1	*16206	5	11	1.6	6.5	15	0.8	0.080	100
	8 - 1	*16208	5	14	1.6	8.4	17	0.8	0.130	100
	10 - 1	*162010	5	18	1.6	10.5	19	0.8	0.130	100
	3 - 2.5	16303	5	6	2.3	3.2	11	0.8	0.065	100
	3.5 - 2.5	163035	5	6	2.3	3.7	11	0.8	0.065	100
1.5 - 2.5	4 - 2.5	16304	5	8	2.3	4.3	12	0.8	0.080	100
	5 - 2.5	16305	5	10	2.3	5.3	14	0.8	0.090	100
	6 - 2.5	16306	5	11	2.3	6.5	16	0.8	0.110	100
	8 - 2.5	16308	5	14	2.3	8.4	17	0.8	0.130	100
	10 - 2.5	*163010	5	15	2.3	10.5	17	0.8	0.160	100
	12 - 2.5	*163012	5	18	2.3	13.0	19	0.8	0.160	100
4 - 6	4 - 6	16504	6	8	3.6	4.3	14	1.0	0.140	100
	5 - 6	16505	6	10	3.6	5.3	15	1.0	0.160	100
	6 - 6	16506	6	11	3.6	6.5	16	1.0	0.170	100**
	8 - 6	16508	6	14	3.6	8.4	19	1.0	0.220	100
	10 - 6	165010	6	18	3.6	10.5	21	1.0	0.290	100
	12 - 6	*165012	6	18	3.6	13.0	21	1.0	0.280	100
10	5 - 10	16525	8	10	4.5	5.3	16	1.1	0.230	100
	6 - 10	16526	8	11	4.5	6.5	17	1.1	0.240	100
	8 - 10	16528	8	14	4.5	8.4	20	1.1	0.290	100**
	10 - 10	165210	8	18	4.5	10.5	21	1.1	0.340	100
16	12 - 10	165212	8	22	4.5	13.0	23	1.1	0.420	100
	5 - 16	16535	10	11	5.8	5.3	20	1.2	0.390	100
	6 - 16	16536	10	11	5.8	6.5	20	1.2	0.380	100
	8 - 16	16538	10	14	5.8	8.4	22	1.2	0.430	100**
	10 - 16	165310	10	18	5.8	10.5	24	1.2	0.500	100
	12 - 16	165312	10	22	5.8	13.0	26	1.2	0.580	100

Solderless terminals acc. to DIN - Cu

Nominal cross section mm ²	Nominal size to DIN	Part No.	Dimension mm						Weight/ 100 pcs. ~ kg	Packing unit/ pcs
			a	b	d1	d2	l	s		
25	5 - 25	16545	11	12	7.5	5.3	25	1.5	0.750	100
	6 - 25	16546	11	12	7.5	6.5	25	1.5	0.690	100
	8 - 25	16548	11	16	7.5	8.4	25	1.5	0.750	100**
	10 - 25	165410	11	18	7.5	10.5	26	1.5	0.760	100
	12 - 25	165412	11	22	7.5	13.0	31	1.5	0.920	100
	16 - 25	165416	11	28	7.5	17.0	35	1.5	1.320	100
35	6 - 35	16556	12	15	9.0	6.5	26	1.6	1.010	100
	8 - 35	16558	12	16	9.0	8.4	26	1.6	0.980	100**
	10 - 35	165510	12	18	9.0	10.5	27	1.6	1.000	100
	12 - 35	165512	12	22	9.0	13.0	31	1.6	1.260	100
	16 - 35	165516	12	28	9.0	17.0	36	1.6	1.550	100
50	6 - 50	16566	16	18	11.0	6.5	34	1.8	1.650	100
	8 - 50	16568	16	18	11.0	8.4	34	1.8	1.650	100**
	10 - 50	165610	16	18	11.0	10.5	34	1.8	1.600	100
	12 - 50	165612	16	22	11.0	13.0	36	1.8	1.800	100
	16 - 50	165616	16	28	11.0	17.0	40	1.8	2.100	100
70	6 - 70	16576	18	22	13.0	6.5	38	2.0	2.600	50
	8 - 70	16578	18	22	13.0	8.4	38	2.0	2.500	50
	10 - 70	165710	18	22	13.0	10.5	38	2.0	2.500	50
	12 - 70	165712	18	22	13.0	13.0	38	2.0	2.400	50
	16 - 70	165716	18	28	13.0	17.0	42	2.0	2.700	50
95	8 - 95	16588	20	24	15.0	8.4	42	2.5	4.300	50
	10 - 95	165810	20	24	15.0	10.5	42	2.5	4.100	50
	12 - 95	165812	20	24	15.0	13.0	42	2.5	3.900	50
	16 - 95	165816	20	28	15.0	17.0	44	2.5	4.100	50
120	8 - 120	16598	22	24	17.0	8.4	44	3.0	5.601	50
	10 - 120	165910	22	24	17.0	10.5	44	3.0	5.600	50
	12 - 120	165912	22	24	17.0	13.0	44	3.0	5.400	50
	16 - 120	165916	22	28	17.0	17.0	48	3.0	5.800	50
150	10 - 150	166010	24	30	19.0	10.5	50	3.2	7.600	50
	12 - 150	166012	24	30	19.0	13.0	50	3.2	7.600	50
	16 - 150	166016	24	30	19.0	17.0	50	3.2	7.500	50
185	12 - 185	166112	28	36	21.0	13.0	50	3.5	11.300	50
	16 - 185	166116	28	36	21.0	17.0	50	3.5	11.300	50
240	12 - 240	166212	32	38	23.5	13.0	56	4.0	15.900	25
	16 - 240	166216	32	38	23.5	17.0	56	4.0	15.900	25

- ▶ * = not standardized
- ▶ ** = Also available in small handy packs
- ▶ 0.5 - 6 mm² not UL certified
- ▶ **Tools: see chart page 97**

Insulated solderless terminals, Cu, Easy entry



- ▶ For conductors e.g. to VDE 0295 Class 2, 5 and 6
- ▶ High-quality brazing process in the crimp area

Characteristics

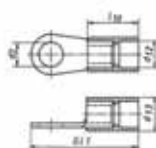
- Total cross-section: 10 - 150 mm²
- Insulation sleeve PA, halogen-free with easy-entry cable insertion
- Dimensions in tube according to DIN 46234
- With grooved profile for improved contact characteristics
- Cross-section-dependent colour-coding
- Heat resistant to 105° C

Material

- Cu-ETP

Surface

- Tin-plated to protect against corrosion (other surfaces available upon request)



Nominal cross section mm ²	Part No.	Colour	Dimension mm					weight 100 pcs. ~kg		Packing unit/ pcs
			d12	d13	d2	G11	l10	Cu	Total	
10	6525	Red	6.7	8.6	5.3	34.0	19.0	0.27	0.27	100
	6526	Red	6.7	8.6	6.5	34.0	19.0	0.24	0.28	100
	6528	Red	6.7	8.6	8.4	37.5	19.0	0.29	0.33	100
	65210	Red	6.7	8.6	10.5	41.5	19.0	0.34	0.38	100
	65212	Red	6.7	8.6	13.0	45.5	19.0	0.42	0.46	100
16	6535	Blue	7.7	9.6	5.3	39.5	20.5	0.39	0.44	100
	6536	Blue	7.7	9.6	6.5	39.5	20.5	0.38	0.43	100
	6538	Blue	7.7	9.6	8.4	41.5	20.5	0.43	0.48	100
	65310	Blue	7.7	9.6	10.5	43.5	20.5	0.50	0.55	100
	65312	Blue	7.7	9.6	13.0	50.5	20.5	0.58	0.63	100
25	6545	Yellow	11.0	13.0	5.3	40.0	20.0	0.75	0.84	50
	6546	Yellow	11.0	13.0	6.5	42.5	20.0	0.69	0.78	50
	6548	Yellow	11.0	13.0	8.4	43.0	20.0	0.75	0.84	50
	65410	Yellow	11.0	13.0	10.5	45.0	20.0	0.80	0.89	50
	65412	Yellow	11.0	13.0	13.0	51.0	20.0	0.92	1.00	50
35	65416	Yellow	11.0	13.0	17.0	59.0	20.0	1.32	1.40	50
	6556	Red	12.7	15.0	6.5	44.0	22.5	1.01	1.14	50
	6558	Red	12.7	15.0	8.4	44.5	22.5	0.98	1.10	50
	65510	Red	12.7	15.0	10.5	46.5	22.5	1.00	1.12	50
	65512	Red	12.7	15.0	13.0	52.5	22.5	1.26	1.38	50
50	65516	Red	12.7	15.0	17.0	54.5	22.5	1.55	1.67	50
	6566	Blue	15.4	18.0	6.5	54.5	27.5	1.65	1.90	50
	6568	Blue	15.4	18.0	8.4	60.5	27.5	1.65	1.90	50
	65610	Blue	15.4	18.0	10.5	60.5	27.5	1.60	1.85	50
	65612	Blue	15.4	18.0	13.0	60.5	27.5	1.80	2.05	50
70	65616	Blue	15.4	18.0	17.0	67.5	27.5	2.10	2.35	50
	6576	Yellow	17.4	20.0	6.5	61.5	30.5	2.60	2.90	50
	6578	Yellow	17.4	20.0	8.4	61.5	30.5	2.50	2.80	50
	65710	Yellow	17.4	20.0	10.5	66.5	30.5	2.50	2.80	50
	65712	Yellow	17.4	20.0	13.0	66.5	30.5	2.40	2.70	50
95	65716	Yellow	17.4	20.0	17.0	70.5	30.5	2.70	3.00	50
	65810	Red	20.5	23.5	10.5	70.0	34.0	4.10	4.50	25
	65812	Red	20.5	23.5	13.0	70.0	34.0	3.90	4.40	25
	65816	Red	20.5	23.5	17.0	76.0	34.0	4.10	4.50	25

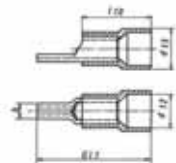
Insulated solderless terminals, Cu, Easy entry

Nominal cross section mm ²	Part No.	Colour	Dimension mm					weight 100 pcs. ~kg		Packing unit/ pcs
			d12	d13	d2	G11	I10	Cu	Total	
120	65910	■	23.5	26.7	10.5	79.0	36.0	5.60	6.10	25
	65912	■	23.5	26.7	13.0	82.0	36.0	5.40	5.90	25
	65916	■	23.5	26.7	17.0	90.0	36.0	5.80	6.30	25
150	66010	■	26.0	29.2	10.5	80.0	39.0	7.60	8.40	25
	66012	■	26.0	29.2	13.0	83.0	39.0	7.60	8.40	25
	66016	■	26.0	29.2	17.0	83.0	39.0	7.50	8.30	25

▶ Tools: see chart page 99

Insulated pin terminals, Cu, Easy entry

- ▶ For conductors e.g. VDE 0295 Class 2
- ▶ High-quality brazing process in the crimp area



Characteristics

- Total cross-section: 10 - 95 mm²
- Insulation sleeve PA, halogen-free with easy-entry cable insertion
- With grooved profile for improved contact characteristics
- Cross-section-dependent colour-coding
- Heat resistant to 105° C

Material

- Cu-ETP

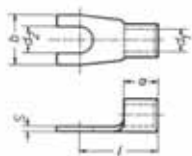
Surface

- Tin-plated to protect against corrosion (other surfaces available upon request)

Nominal cross section mm ²	Part No.	Colour	Dimension mm					Weight 100 pcs. ~kg		Packing unit/ pcs
			b	d12	d13	G11	I10	Cu	Total	
10	ST1716IS	■	4.3	7.4	9.4	33.0	19.0	0.27	0.31	100
16	ST1717IS	■	5.5	8.6	10.6	38.0	20.0	0.39	0.44	100
25	ST1718IS	■	6.8	12.5	14.5	43.5	23.5	0.63	0.73	50
35	ST1719IS	■	8.0	14.0	16.4	51.5	27.5	1.17	1.34	50
50	ST1720IS	■	9.5	15.5	18.0	59.0	33.0	1.79	2.10	50
70	ST1721IS	■	11.0	18.0	20.5	69.0	38.0	2.92	3.20	50
95	ST1722IS	■	12.5	20.7	23.5	71.0	40.0	4.30	4.70	25

▶ Tools: see chart page 99

Solderless terminals Cu, fork type



- ▶ Dimensions in tube to 6 mm² to DIN 46234
- ▶ Fork-type version for simple and direct screw mounting
- ▶ High-quality brazing process in the crimp area

Characteristics

- Total cross-section: 0.5 - 16 mm²
- With grooved profile for improved contact characteristics

Material

- Cu-ETP

Surface

- Tin-plated to protect against corrosion (other surfaces available upon request)

Nominal cross section mm ²	Nominal size to DIN	Part No.	Dimension mm						Weight/100 pcs. ~ kg	Packing unit/ pcs
			a	b	d1	d2	l	s		
0.5 - 1	3 - 1	1620C3	5.0	6.0	1.6	3.2	11.0	0.8	0.060	100
	3.5 - 1	1620C35	5.0	6.0	1.6	3.7	11.0	0.8	0.060	100
	4 - 1	1620C4	5.0	6.8	1.6	4.3	12.0	0.8	0.070	100
	5 - 1	1620C5	5.0	10.0	1.6	5.3	13.0	0.8	0.090	100
	6 - 1	1620C6	5.0	11.0	1.6	6.5	15.0	0.8	0.080	100
1.5 - 2.5	3 - 2.5	1630C3	5.0	5.5	2.3	3.2	13.8	0.8	0.065	100
	3.5 - 2.5	1630C35	5.0	6.0	2.3	3.7	11.0	0.8	0.065	100
	4 - 2.5	1630C4	5.0	6.8	2.3	4.3	12.0	0.8	0.080	100
	5 - 2.5	1630C5	5.0	10.0	2.3	5.3	14.0	0.8	0.090	100
	6 - 2.5	1630C6	5.0	11.0	2.3	6.5	16.0	0.8	0.110	100
4 - 6	4 - 6	1650C4	6.0	8.0	3.6	4.3	14.0	1.0	0.140	100
	5 - 6	1650C5	6.0	10.0	3.6	5.3	15.0	1.0	0.160	100
	6 - 6	1650C6	6.0	11.0	3.6	6.5	16.0	1.0	0.170	100
	8 - 6	1650C8	6.0	14.0	3.6	8.4	19.0	1.0	0.220	100
10	5 - 10	1652C5	10.0	10.0	4.3	5.3	19.0	1.0	0.240	100
	6 - 10	1652C6	10.0	11.0	4.3	6.4	21.0	1.0	0.260	100
16	6 - 16	1653C6	11.5	11.0	5.4	6.4	24.0	1.0	0.350	100
	8 - 16	1653C8	11.5	15.0	5.4	8.4	27.0	1.0	0.420	100

▶ 0.5 - 6 mm² not UL certified

▶ Tools: see chart page 97

Pin terminals acc. to DIN, Cu

- ▶ Nominal cross-sections 0.5 - 6 mm² to DIN 46230
- ▶ For conductors e.g. VDE 0295 Class 2
- ▶ High-quality brazing process in the crimp area



Characteristics

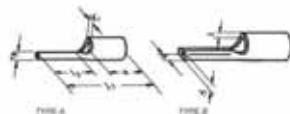
- Total cross-section: 0.5 - 95 mm²
- With grooved profile for improved contact characteristics

Material

- Cu-ETP

Surface

- Tin-plated to protect against corrosion (other surfaces available upon request)



Nominal cross section mm ²	Nominal size to DIN	Part No.	Typ	Dimension mm								Weight/ 100 pcs. ~ kg	Packing unit/pcs
				a	b	d1	d2	l1	l2	s	h		
0.5 - 1	1	ST1705	A	5.0	--	1.8	1.9	17.0	10	0.8	--	0.060	100
1.5 - 2.5	2.5	ST1710	A	5.0	--	2.3	1.9	17.0	10	0.8	--	0.072	100
4 - 6	6	ST1715	A	6.0	--	3.6	2.7	20.0	11	1.0	--	0.160	100
10	--	*ST1716	B	10.0	4.3	4.3	--	24.5	11	1.0	2.0	0.270	100
16		*ST1717	B	11.5	5.8	5.4	--	29.5	15	1.0	2.0	0.390	100
25		*ST1718	B	13.5	6.8	6.7	--	33.5	15	1.2	2.4	0.630	100
35		*ST1719	B	16.0	8.0	8.2	--	40.5	20	1.5	3.2	1.170	50
50		*ST1720	B	19.0	9.5	9.5	--	45.0	20	1.8	3.6	1.790	50
70		*ST1721	B	24.0	11.0	11.2	--	55.0	23	2.0	4.0	2.920	50
95	*ST1722	B	24.0	12.5	13.5	--	55.0	23	2.5	5.0	4.300	50	

- ▶ * = not standardized
- ▶ 0.5 - 6 mm² not UL certified
- ▶ **Tools: see chart page 97**

Insulated terminals for meter connections, Cu, fork type



- ▶ Special design for meter connection
- ▶ Fork-type version for simple and direct screw mounting
- ▶ High-quality brazing process in the crimp area

Characteristics

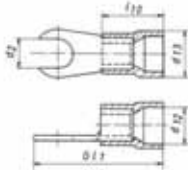
- Total cross-section: 10 - 16 mm²
- No additional insulation of the crimped connection required
- With grooved profile for improved contact characteristics
- Insulation sleeve PA, halogen-free
- Cross-section-dependent colour-coding
- Heat resistant to 105° C

Material

- Cu-ETP

Surface

- Tin-plated to protect against corrosion



Nominal cross section mm ²	Part No.	Colour	Dimension mm						Weight 100 pcs. ~kg		Packing unit/ pcs
			d12	d13	d2	l10	G11	l10	Cu	Total	
10	652C5	Red	7.0	9.6	5.3	33.5	19.0	0.24	0.28	100	
	652C6	Red	7.0	9.6	6.4	33.5	19.0	0.26	0.30	100	
16	653C6	Blue	8.6	10.6	6.4	37.5	20.5	0.35	0.40	100	

▶ Tools: see chart page 99

Solderless connectors acc. to DIN, Cu, short type

- ▶ Acc. to DIN 46341 part 1, form A
- ▶ For conductors e.g. VDE 0295 Class 2, 5 and 6
- ▶ Ideal for connecting differing conductor cross-sections



Characteristics

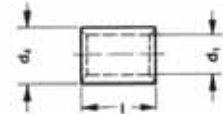
- Total cross-section: 0.5 - 150 mm²
- Precise end machining for easy cable insertion
- Annealed material optimises material and crimping properties

Material

- Copper acc. to EN 13600

Surface

- Tin-plated to protect against corrosion (other surfaces available upon request)



Nominal cross section mm ²	Nominal size to DIN	Part No.	Dimension mm			Weight/ 100 pcs. ~ kg	Packing unit/pcs
			d1	d4	l		
0.5 - 1	1	1620K	1.6	3.2	8	0.045	100
1.5 - 2.5	2.5	1630K	2.3	3.9	8	0.055	100
4 - 6	6	1650K	3.6	5.6	9	0.090	100
10	10	1652K	4.5	6.7	10	0.170	100
16	16	1653K	5.8	8.2	11	0.260	100
25	25	1654K	7.5	10.5	14	0.510	100
35	35	1655K	9.0	12.2	16	0.730	100
50	50	1656K	11.0	14.6	19	1.200	100
70	70	1657K	13.0	17.0	19	1.530	50
95	95	1658K	15.0	20.0	20	2.370	50
120	120	1659K	16.5	22.5	22	3.450	50
150	150	1660K	19.0	25.4	26	5.060	50

▶ **Tools: see chart page 97**

Terminals, connectors and pin terminals to DIN - Cu

Solderless connectors acc. to DIN, Cu, long type



- ▶ Acc. to DIN 46341 part 1, form B
- ▶ For conductors e.g. VDE 0295 Class 2, 5 and 6

Characteristics

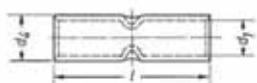
- Total cross-section: 0.5 - 150 mm²
- With butmarks for precise cable insertion
- Precise end machining for easy cable insertion
- Annealed material optimises material and crimping properties

Material

- Copper acc. to EN 13600

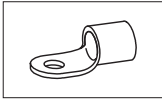
Surface

- Tin-plated to protect against corrosion (other surfaces available upon request)



Nominal cross section mm ²	Nominal size to DIN	Part No.	Dimension mm			Weight/ 100 pcs. ~ kg	Packing unit/pcs
			d1	d4	l		
0.5 - 1	1	1620L	1.6	3.2	15	0.08	100
1.5 - 2.5	2.5	1630L	2.3	3.9	15	0.10	100
4 - 6	6	1650L	3.6	5.6	15	0.19	100
10	10	1652L	4.5	6.7	21	0.36	100
16	16	1653L	5.8	8.2	26	0.62	100
25	25	1654L	7.5	10.5	29	1.11	100
35	35	1655L	9.0	12.2	32	1.50	100
50	50	1656L	11.0	14.6	38	2.44	100
70	70	1657L	13.0	17.0	42	3.54	50
95	95	1658L	15.0	20.0	48	5.87	50
120	120	1659L	16.5	22.5	52	8.46	50
150	150	1660L	19.0	25.4	56	10.86	50

▶ Tools: see chart page 97

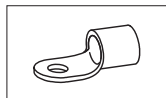


■ Tool application chart

**Solderless terminals to DIN 46234,
pin terminals to DIN 46230,
solderless connectors to DIN 46341, part 1**

Crimping range corresponds to nominal cross-section mm²	Crimping tools		Tool type						Crimp profile	Page (Tool)
	Tools	Crimping head/ Adapter	Mechanical crimping tools	mechanical, electrical, pneumatic, crimping tools with interchangeable dies/heads	Hand hydraulic crimping tools	Battery powered crimping tools	Hydraulic crimping systems	Hydraulic crimping heads		
0.5-6	K13		•							240
0.5-10	K50			•						259
	EK50ML			•						278
	EK1550					•				308
	EK1550G					•				310
0.5-16	K25		•						242	
0.75-2.5	KP1	+KP232		•						256
	KP1L	+KP232		•						256
	EKP1	+KP232				•				312
	TEKP1	+KP232		•						281
	KPM15	+KP232		•						282
4-10	KP1	+KP242		•						256
	KP1L	+KP242		•						256
	EKP1	+KP242				•				312
	TEKP1	+KP242		•						281
	KPM15	+KP242		•						282
10-35	K354			•						260
	EK354					•				314
	EK354L					•				316
10-50	EK505L					•			318	
10-70	K18			•						262
	HK6018					•				286
	EK5018L					•				320
	PK18							•		362
	THK18						•			362
	HK60UNV	+ UA18				•				354
	EK60UNVL	+ UA18				•				357
	EKM60UNVL	+ UA18				•				356
	PK60UNV	+ UA18						•		355
	K22			•						264
	HK6022					•				288
	EK6022L					•				324
	EKM6022L					•				322
	PK22							•		364
	THK22						•			364
HK60UNV	+ UA22				•				354	
EK60UNVL	+ UA22				•				357	
EKM60UNVL	+ UA22				•				356	
PK60UNV	+ UA22						•		355	
10-240	EKM60IDL					•				328

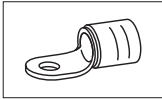
Terminals, connectors and pin terminals to DIN - Cu



■ Tool application chart

**Solderless terminals to DIN 46234,
pin terminals to DIN 46230,
solderless connectors to DIN 46341, part 1**

Crimping range corresponds to nominal cross-section mm²	Crimping tools		Tool type						Crimp profile	Page (Tool)	
	Tools	Crimping head/ Adapter	Mechanical crimping tools	mechanical, electrical, pneumatic, crimping tools with interchangeable dies/heads	Hand hydraulic crimping tools	Battery powered crimping tools	Hydraulic crimping systems	Hydraulic crimping heads			
16-95	K95		•						☺	242	
	TK95		•						☺	243	
16-150	HK12030				•				☺	292	
	HK12042				•				☺	294	
	HK120U				•				☺	296	
	EK12030L					•			☺	330	
	EK12042L					•			☺	332	
	EK120UL					•			☺	334	
	EK120UNVL					•			☺	358	
	HK122EL380						•		☺	390	
	PK12042								•	☺	368
	PK120U								•	☺	370
16-240	HK252						•		☺	388	
	HK252EL380						•		☺	391	
	PK252							•	☺	372	



■ Tool application chart

**Insulated solderless terminals
Insulated pin terminals**

Crimping range corresponds to nominal cross-section mm²	Crimping tools		Tool type						Crimp profile	Page (Tool)
	Tools	Crimping head/ Adapter	Mechanical crimping tools	mechanical, electrical, pneumatic, crimping tools with interchangeable dies/heads	Hand hydraulic crimping tools	Battery powered crimping tools	Hydraulic crimping systems	Hydraulic crimping heads		
10-16	K16		•						○	234
	K50			•					○	259
	EK50ML			•					○	278
	K354			•					○	260
	EK1550						•		○	308
	EK1550G						•		○	310
	EK354						•		☾	314
	EK354L						•		☾	316
10-50	K18			•					☾	262
	HK6018					•			☾	286
	EK5018L						•		☾	320
	PK18							•	☾	362
	THK18							•	☾	362
	HK60UNV	+ UA18				•			☾	354
	EK60UNVL	+ UA18					•		☾	357
	EKM60UNVL	+ UA18					•		☾	356
	PK60UNV	+ UA18						•	☾	355
10-70	K22			•					☾	264
	HK6022					•			☾	288
	EK6022L						•		☾	324
	EKM6022L						•		☾	322
	PK22							•	☾	364
	THK22							•	☾	364
	HK60UNV	+ UA22				•			☾	354
	EK60UNVL	+ UA22					•		☾	357
	EKM60UNVL	+ UA22					•		☾	356
	PK60UNV	+ UA22						•	☾	355
10-95	HK12030					•			☾	292
	HK12042					•			☾	294
	HK120U					•			☾	296
	EK12030L						•		☾	330
	EK12042L						•		☾	332
	EK120UL						•		☾	334
	EK120UNVL						•		☾	358
	PK12042							•	☾	368
	PK120U							•	☾	370
10-150	HK252							•	☾	388
	PK252							•	☾	372

Brings compacted conductors to volume.

Sleeves for copper compacted round conductors and sector-shaped conductors.

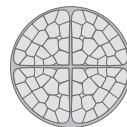
With the same nominal cross-section, the diameters of compacted round conductors are narrower than those of uncompacted round conductors. This causes problems with cable assembly, since the corresponding cable lug or connector cannot be fitted as specified in the standards.

Problems occur with sector shaped conductors when round connecting material is applied to sector shaped conductors. Often, both cable lugs and connectors are damaged - or the conductors break. The conductors can be crimped round using sleeves for sector-shaped conductors, making them easier to process.

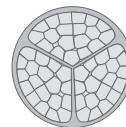


Round-crimping sector sleeves in three steps.

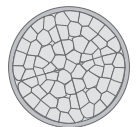
The appropriate cable types for our sleeves in cross section:



4 core sector-shaped cables



3 core sector-shaped cables




compacted round conductors

- For cables with compacted round conductors.
- For 3 core sector-shaped cables (120° angle).
- For 4 core sector-shaped cables (90° angle).

■ A nice piece of work *for compacted conductors.*

- ▶ **Sleeves for cross section compensation** on cables with compacted conductors with nominal cross sections up to 400 mm².
- ▶ For copper tubular and compression cable lugs and connectors.



Benefits:

- ▶ Connecting materials can be efficiently crimped onto compacted conductors using Klauke crimping tools - faulty connections are impossible.
- ▶ Existing crimping tools can be used. Storing of additional connecting materials or expensive special solutions is not necessary.

■ *Bringing sector-shaped conductors* **into the right form.**



- ▶ Sleeves for sector-shaped conductors with nominal cross sections up to 240 mm².
- ▶ For 3 and 4 sector-shaped conductors with angles of 120° and 90° respectively.

Benefits:

- ▶ 3 and 4 sector-shaped conductors with nominal cross sections up to 240 mm² can be crimped round without breaking and then processed using standard connecting materials.
- ▶ No special cable lugs or special tools are required.

▶ *More from Page 104.*



- ▶ *To guarantee optimum hold of sleeves for compacted or sector-shaped conductors and connecting materials, the sleeves must be crimped onto the conductors using pre-rounding dies.*

The connecting material can then be crimped in the usual manner.

- ▶ *As well as the sleeve applications for tubular cable lugs in the standard version as shown, we also offer a new series of cable lugs called "blue connection"® without the use of sleeves.*
- ▶ *More from Page 24.*

blue connection®

Sleeves for compacted conductors and sector-shaped conductors - Cu

Sleeves for compacted conductors, for tubular cable lugs and connectors, standard type



- ▶ For multi-stranded, compacted conductors e.g. VDE 0295 Class 2
- ▶ Allows the use of Klauke tubular cable lugs and connectors, standard type for compacted conductors

Characteristics

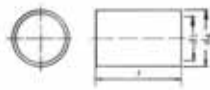
- Total cross-section: 16 - 400 mm²
- Annealed material optimises material and crimping properties

Material

- Copper acc. to EN 13600

Surface

- Tin-plated to protect against corrosion



Nominal cross section mm ²	Part No.	Dimension mm			Weight/ 100 pcs. ~ kg	Packing unit/pcs
		d1	d4	l		
16	VHR16	5.0	5.3	11	0.024	100
25	VHR25	6.4	6.7	14	0.038	100
35	VHR35	7.7	8.2	15	0.083	100
50	VHR50	9.0	9.5	18	0.118	50
70	VHR70	10.6	11.2	19	0.173	50
95	VHR95	12.4	13.0	21	0.223	50
120	VHR120	13.9	14.5	22	0.261	50
150	VHR150	15.4	16.0	26	0.342	25
185	VHR185	17.6	18.2	26	0.396	25
240	VHR240	19.9	20.5	30	0.508	25
300	VHR300	22.4	23.0	38	0.723	10
400	VHR400	25.4	26.2	38	1.108	10

ⓘ Please observe instructions in technical appendix on page i-7

Sleeves for compacted conductors, for tubular compression cable lugs and connectors DIN type

- ▶ For multi-stranded, compacted conductors e.g. VDE 0295 Class 2
- ▶ Allows the use of Klauke DIN compression cable lugs and connectors for compacted conductors



Characteristics

- Total cross-section: 16 - 400 mm²
- Annealed material optimises material and crimping properties

Material

- Copper acc. to EN 13600

Surface

- Tin-plated to protect against corrosion



Nominal cross section mm ²	Part No.	Dimension mm			Weight/ 100 pcs. ~ kg	Packing unit/pcs
		d1	d4	l		
16	VHD16	5.0	5.3	16	0.035	100
25	VHD25	6.4	6.7	16	0.043	100
35	VHD35	7.7	8.2	17	0.094	100
50	VHD50	9.0	9.5	23	0.151	50
70	VHD70	10.6	11.2	24	0.219	50
95	VHD95	12.4	13.0	28	0.298	50
120	VHD120	13.9	14.5	30	0.357	50
150	VHD150	15.4	16.0	30	0.395	25
185	VHD185	17.6	18.2	38	0.579	25
240	VHD240	19.9	20.5	38	0.645	25
300	VHD300	22.4	23.0	48	0.913	5
400	VHD400	25.4	26.2	58	1.692	5

ⓘ Please observe instructions in technical appendix on page I-7

Sleeves for compacted conductors and sector-shaped conductors - Cu

Sleeves for sector-shaped conductors, 3-core cable



- ▶ For tubular cable lugs and connectors, standard version and DIN compression cable lugs and connectors
- ▶ To simplify pre-rounding of 3-conductor cables (120° angle)
- ▶ Prevents sector shaped conductors from splicing during pre-rounding

Characteristics

- Total cross-section: 35 - 240 mm²
- Annealed material optimises material and crimping properties

Material

- Copper acc. to EN 13600

Surface

- Tin-plated to protect against corrosion



Nominal cross section mm ²	Part No.	Dimension mm		Weight/ 100 pcs. ~ kg	Packing unit/pcs
		l			
Standard type					
35	VHR353	14		0.08	100
50	VHR503	17		0.17	50
70	VHR703	18		0.29	50
95	VHR953	22		0.45	50
120	VHR1203	23		0.49	50
150	VHR1503	25		0.58	25
185	VHR1853	25		0.80	25
240	VHR2403	30		1.04	25
DIN version					
35	VHD353	17.5		0.11	100
50	VHD503	25.0		0.26	50
70	VHD703	25.0		0.39	50
95	VHD953	32.0		0.66	50
120	VHD1203	32.0		0.68	50
150	VHD1503	32.0		0.74	25
185	VHD1853	35.0		1.13	25
240	VHD2403	35.0		1.22	25

① Pre-rounding dies see chapter "Crimping dies"

② Please observe instructions in technical appendix on page i-7

Sleeves for sector-shaped conductors, 4-core cable

- ▶ For tubular cable lugs and connectors, standard version and DIN compression cable lugs and connectors
- ▶ To simplify pre-rounding of 4-conductor cables (90° angle)
- ▶ Prevents sector shaped conductors from splicing during pre-rounding



Characteristics

- Total cross-section: 35 - 240 mm²
- Annealed material optimises material and crimping properties

Material

- Copper acc. to EN 13600

Surface

- Tin-plated to protect against corrosion

Nominal cross section mm ²	Part No.	Dimension mm		Weight/ 100 pcs. ~ kg	Packing unit/pcs
		l			
Standard type					
35	VHR354	14		0.13	100
50	VHR504	17		0.17	50
70	VHR704	18		0.28	50
95	VHR954	22		0.40	50
120	VHR1204	23		0.51	50
150	VHR1504	25		0.57	25
185	VHR1854	25		0.78	25
240	VHR2404	30		0.85	25
DIN version					
35	VHD354	17.5		0.11	100
50	VHD504	25.0		0.25	50
70	VHD704	25.0		0.38	50
95	VHD954	32.0		0.63	50
120	VHD1204	32.0		0.71	50
150	VHD1504	32.0		0.73	25
185	VHD1854	35.0		1.09	25
240	VHD2404	35.0		1.13	25


- ⓘ Please observe instructions in technical appendix on page i-7
- ⓘ Pre-rounding dies see chapter "Crimping dies"

Aluminum *Optimised connections.*

Aluminum compression cable lugs and connectors to DIN.

Due to their significantly lower weight, aluminum conductors are becoming increasingly popular in power distribution applications.

The material structure is very different to copper. That's why appropriate cable lugs and connectors are required. Connecting material for aluminum comes with a special compound. During crimping this compound destroys the non-conductive oxide layer of aluminum in the crimping area, allowing a perfect electrical connection.



Aluminum compression cable lug with compound in the contact area.

- Aluminum cable lugs with DIN dimensions up to 500 mm².
- Compression cable lugs with barrier to DIN 46239.
- Compression joints to DIN 46267, Part 2.
- Compression joints for medium-voltage applications up to 30 kV.
- Tin-plated version for connecting to copper rails.



Aluminum compression cable lugs are frequently used in power distribution.

■ *The right product for every* **aluminum conductor.**

- ▶ Nominal cross sections up to 500 mm².
- ▶ **Barrier type with oil stop.**
- ▶ Tin-plated designs with 20 µm layer thickness.

Benefits:

- ▶ The Klauke range offers aluminum DIN compression cable lugs to suit every application.
- ▶ The quality tin plating ensures connections to copper in a dry environment.



■ *A quality range.*



- ▶ Defined, **unique material properties** to Klauke standards.
- ▶ DIN-compliant dimensions.
- ▶ Consistent material thickness, precise diameters and an accurate fit mean optimised processing and ultimate safety.

Benefits:


- ▶ When professionally installed, the connecting material ensures optimised stability even with mechanically stressed or severely vibrating connections.
- ▶ Less repair and maintenance thanks to safe connections.
- ▶ More applications, e.g. power distribution.

■ *With markings for the crimping operation.*

- ▶ All DIN compression cable lugs have markings for correct crimping.
- ▶ Markings **for narrow and wide crimps.**
- ▶ All crimping dies designed for aluminum with larger contact areas than dies for copper connecting materials.

Benefits:

- ▶ You identify at a glance where and how often the connecting material has to be crimped. Errors are practically impossible.
- ▶ Dies with larger crimping width crimp wider areas of cable lugs to the conductor, thereby compensating for aluminum's lower conductivity.



- ▶ *The compound in aluminum compression cable lugs improves the contact properties by piercing the non-conductive oxide layer. The compound also prevents oxygen penetrating the contact points, avoiding re-oxidation.*

Compression cable lugs acc. to DIN - Al



- ▶ Acc. to DIN 46329
- ▶ For non-tension connections of Al cables to DIN 48201, part 5 and aluminum cables to DIN EN 50182
- ▶ With code number for clear tool assignment
- ▶ Filled with contact grease for optimum crimp characteristics

Characteristics

- Total cross-section: 16 - 500 mm²
- Barrier design with oil stop
- Optional tin-plated (20 µm) version to connect dusty interior copper bus bars
- Precise end machining for easy cable insertion

Material

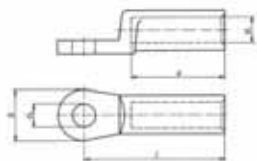
- E-Al

Surface

- Bright finished

Order info

- part number appendix for tinned version "v"



Nominal cross section mm ²	Size of bolt dia.		Part No.	Code	Dimension mm					Number of crimps		Weight/100 pcs. ~ kg	Packing unit/pcs
	rm/sm	se			a	b	d1	d2	l	mech.	hydr.		
16	25	M 8	*263R8	12	30	20	5.8	8.4	50	4	2	1.20	4
	25	M 10	*263R10	12	30	20	5.8	10.5	50	4	2	1.20	4
25	35	M 8	264R8	12	30	25	6.8	8.4	50	4	2	1.30	4
	35	M 10	264R10	12	30	25	6.8	10.5	50	4	2	1.24	4
35	50	M 8	265R8	14	42	25	8.0	8.4	62	5	2	2.50	4
	50	M 10	265R10	14	42	25	8.0	10.5	62	5	2	1.98	4
50	70	M 8	266R8	16	42	25	9.8	8.4	62	5	2	2.75	4
	70	M 10	266R10	16	42	25	9.8	10.5	62	5	2	2.70	4
70	95	M 8	267R8	18	52	25	11.2	8.4	72	6	3	3.45	4
	95	M 10	267R10	18	52	25	11.2	10.5	72	6	3	3.80	4
95	120	M 10	268R10	22	56	25	13.2	10.5	75	6	3	6.90	4
	120	M 12	268R12	22	56	25	13.2	13.0	75	6	3	4.92	4
120	150	M 10	269R10	22	56	30	14.7	10.5	80	6	3	5.95	4
	150	M 12	269R12	22	56	30	14.7	13.0	80	6	3	5.84	4
150	185	M 10	270R10	25	60	30	16.3	10.5	90	6	3	8.50	4
	185	M 12	270R12	25	60	30	16.3	13.0	90	6	3	7.73	4
185	240	M 10	271R10	28	60	30	18.3	10.5	91	6	3	11.00	4
	240	M 12	271R12	28	60	30	18.3	13.0	91	6	3	9.88	4
240	300	M 10	*272R10	32	70	38	21.0	10.5	103	8	3	15.50	4
	300	M 12	272R12	32	70	38	21.0	13.0	103	8	3	13.80	4
240	300	M 16	272R16	32	70	38	21.0	17.0	103	8	3	13.48	4
	300	M 20	272R20	32	70	38	21.0	21.0	103	8	3	15.00	4

Compression cable lugs acc. to DIN - AI

Nominal cross section mm ²	rm/sm	se	Size of bolt dia.	Part No.	Code	Dimension mm				Number of crimps		Weight/ 100 pcs. ~ kg	Packing unit/pcs
						a	b	d1	d2	l	mech.		
300	--	M 12	273R12	34	70	38	23.3	13.0	103	8	3	17.60	1
	--	M 16	273R16	34	70	38	23.3	17.0	103	8	3	17.28	1
	--	M 20	273R20	34	70	38	23.3	21.0	103	8	3	17.40	1
400	--	M 12	274R12	38	73	38	26.0	13.0	116	--	4	38.00	1
	--	M 16	274R16	38	73	38	26.0	17.0	116	--	4	37.40	1
	--	M 20	274R20	38	73	38	26.0	21.0	116	--	4	40.20	1
500	--	M 12	275R12	44	79	44	29.0	13.0	122	--	4	43.70	1
	--	M 16	275R16	44	79	44	29.0	17.0	122	--	4	43.30	1
	--	M 20	275R20	44	79	44	29.0	21.0	122	--	4	43.00	1

- ▶ * = not standardized
- ▶ sm/se - conductor needs to be pre-rounded
- ▶ sm = sector stranded
- ▶ rm = round multi-stranded
- ▶ se = sector solid

▶ **Tools: see chart page 118**

Compression cable lugs, AI

- ▶ Tube dimension to DIN 46329
- ▶ Also for non-tension connections of AI cables to DIN 48201, part 5 and aluminum cables to DIN EN 50182
- ▶ With code number for clear tool assignment
- ▶ Filled with contact grease for optimum crimp characteristics



Characteristics

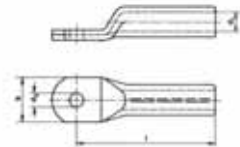
- Total cross-section: 10 - 400 mm²
- For pre-rounded sm/se sector shaped conductors
- With crimp markings for correct crimping
- Precise end machining for easy cable insertion

Material

- E-AI

Surface

- Bright finished



Nominal cross section mm ²	rm/sm	se	Size of bolt dia.	Part No.	Code	Dimension mm			Number of crimps		Weight/ 100 pcs. ~ kg	Packing unit/pcs
						b	d1	d2	l	mech.		
10	--	M 6	202R6	10	16	5.0	6.5	52	4	2	0.86	25
	--	M 8	202R8	10	18	5.0	8.5	52	4	2	0.88	25
16	25	M 8	203R8	12	18	5.8	8.5	52	4	2	1.37	10
	25	M 10	203R10	12	18	5.8	10.5	52	4	2	1.39	10
25	35	M 8	204R8	12	18	6.8	8.5	60	4	2	1.41	10
	35	M 10	204R10	12	18	6.8	10.5	60	4	2	1.46	10
35	50	M 10	205R10	14	21	8.0	10.5	67	5	2	2.08	10
	50	M 12	205R12	14	21	8.0	13.0	67	5	2	2.05	10
50	70	M 10	206R10	16	25	9.8	10.5	72	5	2	2.68	10
	70	M 12	206R12	16	25	9.8	13.0	72	5	2	2.73	10
70	95	M 10	207R10	18	28	11.2	10.5	86	6	3	4.42	10
	95	M 12	207R12	18	28	11.2	13.0	86	6	3	4.27	10
95	120	M 10	208R10	22	32	13.2	10.5	90	6	3	7.40	4
	120	M 12	208R12	22	32	13.2	13.0	90	6	3	7.50	4
	120	M 16	208R16	22	34	13.2	17.0	90	6	3	7.30	4

Compression cable lugs, Al

Nominal cross section mm ²		Size of bolt dia.	Part No.	Code	Dimension mm			Number of crimps		Weight/ 100 pcs. ~ kg	Packing unit/pcs	
rm/sm	se				d1	d2	l	mech.	hydr.			
120	150	M 12	209R12	22	32	14.7	13.0	91	6	3	6.68	4
	150	M 16	209R16	22	34	14.7	17.0	91	6	3	6.41	4
	185	M 12	210R12	25	35	16.3	13.0	103	6	3	9.64	4
150	185	M 16	210R16	25	35	16.3	17.0	103	6	3	9.24	4
	185	M 20	210R20	25	41	16.3	21.0	103	6	3	9.40	4
185	240	M 12	211R12	28	40	18.3	13.0	106	6	3	12.61	1
	240	M 16	211R16	28	40	18.3	17.0	106	6	3	11.92	1
	240	M 20	211R20	28	40	18.3	21.0	106	6	3	13.10	1
240	300	M 12	212R12	32	45	21.0	13.0	116	8	3	18.30	1
	300	M 16	212R16	32	45	21.0	17.0	116	8	3	17.60	1
	300	M 20	212R20	32	45	21.0	21.0	116	8	3	17.30	1
300	--	M 16	213R16	34	49	23.3	17.0	124	8	3	17.50	1
	--	M 20	213R20	34	49	23.3	21.0	124	8	3	17.30	1
400	--	M 16	214R16	38	58	26.0	17.0	165	--	4	32.20	1
	--	M 20	214R20	38	58	26.0	21.0	165	--	4	31.90	1

- ▶ sm/se - conductor needs to be pre-rounded
- ▶ sm = sector stranded
- ▶ rm = round multi-stranded
- ▶ se = sector solid
- ▶ 16-400 mm² IEC tested

▶ **Tools: see chart page 118**

Compression joints acc. to DIN, Al



- ▶ Acc. to DIN 46267, part 2
- ▶ Also for non-tension connections of aluminum conductors DIN EN 50182
- ▶ With code number for clear tool assignment
- ▶ Filled with contact grease for optimum crimp characteristics

Characteristics

- Total cross-section: 10 - 500 mm²
- For pre-rounded sm/se sector shaped conductors
- With crimp markings for correct crimping
- Precise end machining for easy cable insertion

Material

- E-Al

Surface

- Bright finished

Nominal cross section mm ²		Part No.	Code	Dimension mm		Number of crimps		Weight/ 100 pcs. ~ kg	Packing unit/pcs
rm/sm	se			d1	l	mech.	hydr.		
10	--	*222R	10	5.0	55	3/3	--	0.95	10
16	25	*223R	12	5.8	55	3/3	--	1.40	10
25	35	224R	12	6.8	70	4/4	2/2	1.60	10
35	50	225R	14	8.0	85	5/5	2/2	2.60	10
50	70	226R	16	9.8	85	5/5	2/2	3.20	10
70	95	227R	18	11.2	105	6/6	3/3	5.30	10
95	120	228R	22	13.2	105	6/6	3/3	7.60	10
120	150	229R	22	14.7	105	6/6	3/3	7.80	10
150	185	230R	25	16.3	125	6/6	3/3	10.70	10
185	240	231R	28	18.3	125	6/6	3/3	14.30	5
240	300	232R	32	21.0	145	8/8	3/3	20.30	5

Compression joints acc. to DIN, Al

Nominal cross section mm ²		Part No.	Code	Dimension mm		Number of crimps		Weight/ 100 pcs. ~ kg	Packing unit/pcs
rm/sm	se			d1	l	mech.	hydr.		
300	--	233R	34	23.3	145	8/8	3/3	22.20	1
400	--	234R	38	26.0	210	--	5/5	40.80	1
500	--	235R	44	29.0	210	--	5/5	56.00	1

- ▶ * = not standardized
- ▶ sm/se - conductor needs to be pre-rounded
- ▶ sm = sector stranded
- ▶ rm = round multi-stranded

- ▶ se = sector solid
- ▶ 16-500 mm² IEC tested
- ▶ **Tools: see chart page 118**

Compression joints, Al

- ▶ Tube dimension to DIN 46267, part 2
- ▶ For non-tension connections of medium-voltage aluminum cable 10-30 kV
- ▶ With code number for clear tool assignment
- ▶ Filled with contact grease for optimum crimp characteristics



Characteristics

- Total cross-section: 35 - 400 mm²
- Also available as barrier design with oil stop
- With bevelled edges for reduced winding expenditure for the assembly
- With crimp markings for correct crimping
- Precise end machining for easy cable insertion

Material

- E-Al

Surface

- Bright finished

Nominal cross section mm ²		Part No.	Code	Dimension mm		Number of crimps		Weight/ 100 pcs. ~ kg	Packing unit/ pcs
rm/sm	se			d1	l	mech.	hydr.		
Standard version									
35	50	405R	14	8.20	90	4/4	2/2	2.7	10
50	70	406R	16	10.00	90	4/4	2/2	3.4	10
70	95	407R	18	11.50	95	4/4	2/2	4.6	10
95	120	408R	22	13.50	100	4/4	2/2	6.8	10
120	150	409R	22	15.00	105	4/4	2/2	7.4	10
150	185	410R	25	16.50	105	4/4	2/2	8.7	10
185	240	411R	28	18.50	125	5/5	2/2	13.4	5
240	300	412R	32	21.30	125	5/5	2/2	15.7	5
300	--	413R	34	23.60	125	5/5	2/2	16.3	1
400	--	414R	38	26.25	150	--	3/3	25.8	1
Barrier version									
35	50	415R	14	8.0	95	4/4	2/2	3.1	5
50	70	416R	16	9.8	95	4/4	2/2	5.6	5
70	95	417R	18	11.2	100	4/4	2/2	6.1	5
95	120	418R	22	13.2	105	4/4	2/2	9.2	5
120	150	419R	22	14.7	110	4/4	2/2	10.3	5
150	185	420R	25	16.3	110	4/4	2/2	12.0	5
185	240	421R	28	18.3	130	5/5	2/2	15.6	5
240	300	422R	32	21.0	130	5/5	2/2	19.1	5
300	--	423R	34	23.3	135	5/5	2/2	30.7	1
400	--	424R	38	26.0	165	--	3/3	30.0	1

- ▶ sm/se - conductor needs to be pre-rounded
- ▶ sm = sector stranded
- ▶ rm = round multi-stranded

- ▶ se = sector solid
- ▶ **Tools: see chart page 118**

Reduction compression joints, Al, barrier design



- ▶ In nominal cross-section area tube dimension to DIN 46267, part 2
- ▶ For non-tension connections of medium-voltage aluminum cable 10-30 kV
- ▶ Ideal for connecting differing conductor cross-sections
- ▶ Filled with contact grease for optimum crimp characteristics
- ▶ With bevelled edges for reduced winding expenditure for the assembly



Characteristics

- Total cross-section: 35 - 400 mm²
- Barrier design with oil stop
- With code number for clear tool assignment
- With crimp markings for correct crimping
- Precise end machining for easy cable insertion

Material

- E-Al

Surface

- Bright finished

Nominal cross section mm ² /sm		Part No.	Code	Dimension mm			Number of crimps		Weight/ 100 pcs. ~ kg	Packing unit/ pcs
from	to			d1	d2	l	mech.	hydr.		
35	25	425R25	14	8.0	6.8	95	4/4	2/2	2.800	5
50	25	426R25	16	9.8	6.8	95	4/4	2/2	3.630	5
	35	426R35	16	9.8	8.0	95	4/4	2/2	3.450	5
70	25	427R25	18	11.2	6.8	100	4/4	2/2	4.975	5
	35	427R35	18	11.2	8.0	100	4/4	2/2	4.790	5
	50	427R50	18	11.2	9.8	100	4/4	2/2	4.420	5
95	25	428R25	22	13.2	6.8	105	4/4	2/2	8.200	5
	35	428R35	22	13.2	8.0	105	4/4	2/2	8.000	5
	50	428R50	22	13.2	9.8	105	4/4	2/2	7.600	5
	70	428R70	22	13.2	11.2	105	4/4	2/2	7.350	5
120	25	429R25	22	14.7	6.8	110	4/4	2/2	8.000	5
	35	429R35	22	14.7	8.0	110	4/4	2/2	7.800	5
	50	429R50	22	14.7	9.8	110	4/4	2/2	7.380	5
	70	429R70	22	14.7	11.2	110	4/4	2/2	7.100	5
	95	429R95	22	14.7	13.2	110	4/4	2/2	6.550	5
150	25	430R25	25	16.3	6.8	110	4/4	2/2	10.700	5
	35	430R35	25	16.3	8.0	110	4/4	2/2	10.500	5
	50	430R50	25	16.3	9.8	110	4/4	2/2	10.100	5
	70	430R70	25	16.3	11.2	110	4/4	2/2	9.800	5
	95	430R95	25	16.3	13.2	110	4/4	2/2	9.500	5
	120	430R120	25	16.3	14.7	110	4/4	2/2	8.650	5
185	25	431R25	28	18.3	6.8	130	--	2/2	16.120	5
	35	431R35	28	18.3	8.0	130	--	2/2	15.875	5
	50	431R50	28	18.3	9.8	130	--	2/2	15.400	5
	70	431R70	28	18.3	11.2	130	--	2/2	15.050	5
	95	431R95	28	18.3	13.2	130	--	2/2	14.400	5
	120	431R120	28	18.3	14.7	130	5/5	2/2	13.700	5
	150	431R150	28	18.3	16.3	130	5/5	2/2	13.050	5

Reduction compression joints, Al, barrier design

Nominal cross section rm/sm		Part No.	Code	Dimension mm			Number of crimps		Weight/ 100 pcs. ~ kg	Packing unit/ pcs
from	to			d1	d2	l	mech.	hydr.		
240	25	432R25	32	21.0	6.8	130	--	2/2	21.200	5
	35	432R35	32	21.0	8.0	130	--	2/2	20.950	5
	50	432R50	32	21.0	9.8	130	--	2/2	20.470	5
	70	432R70	32	21.0	11.2	130	--	2/2	20.120	5
	95	432R95	32	21.0	13.2	130	--	2/2	19.460	5
	120	432R120	32	21.0	14.7	130	--	2/2	18.800	5
	150	432R150	32	21.0	16.3	130	5/5	2/2	18.125	5
	185	432R185	32	21.0	18.3	130	5/5	2/2	17.275	5
300	150	433R150	34	23.3	16.3	135	5/5	2/2	21.100	1
	185	433R185	34	23.3	18.3	135	5/5	2/2	20.120	1
	240	433R240	34	23.3	21.0	135	5/5	2/2	18.730	1
400	185	434R185	38	26.0	18.3	165	--	3/3	34.700	1
	240	434R240	38	26.0	21.0	165	--	3/3	32.900	1
	300	434R300	38	26.0	23.3	165	--	3/3	31.200	1

- ▶ sm/se - conductor needs to be pre-rounded
- ▶ sm = sector stranded
- ▶ rm = round multi-stranded
- ▶ se = sector solid

▶ **Tools: see chart page 118**

Reduction compression joints, Al



- ▶ In nominal cross-section area tube dimension to DIN 46267, part 2
- ▶ For non-tension connections of aluminum conductors to DIN EN 50182
- ▶ With code number for clear tool assignment
- ▶ Filled with contact grease for optimum crimp results



Characteristics

- Total cross-section: 16 - 240 mm²
- For connecting different conductor cross-sections
- Also for pre-rounded sector shaped conductors
- With crimp markings for correct crimping
- Precise end machining for easy cable insertion

Material

- E-Al

Surface

- Bright finished

Nominal cross section mm ² /sm		Part No.	Code	Dimension mm			Number of crimps		Weight/ 100 pcs. ~ kg	Packing unit/ pcs
from	to			d1	d2	l	mech.	hydr.		
25	16	284R16	12	7.0	5.8	75	4/4	2/2	1.53	10
35	25	285R25	14	8.2	6.8	90	5/5	2/2	2.50	10
50	25	286R25	16	10.0	6.8	90	5/5	2/2	3.24	10
50	35	286R35	16	10.0	8.0	90	5/5	2/2	3.09	10
70	25	287R25	18	11.5	6.8	110	6/6	3/3	5.50	10
70	35	287R35	18	11.5	8.0	110	6/6	3/3	5.35	10
70	50	287R50	18	11.5	9.8	110	6/6	3/3	4.96	10
95	25	288R25	22	13.5	6.8	110	6/6	3/3	9.10	10
95	35	288R35	22	13.5	8.0	110	6/6	3/3	8.90	10
95	50	288R50	22	13.5	9.8	110	6/6	3/3	8.51	10
95	70	288R70	22	13.5	11.2	110	6/6	3/3	8.15	10
120	25	289R25	22	15.0	6.8	110	6/6	3/3	8.62	10
120	35	289R35	22	15.0	8.0	110	6/6	3/3	8.43	10
120	50	289R50	22	15.0	9.8	110	6/6	3/3	8.04	10
120	70	289R70	22	15.0	11.2	110	6/6	3/3	7.66	10
120	95	289R95	22	15.0	13.2	110	6/6	3/3	7.14	10
150	35	290R35	25	16.5	8.0	130	6/6	3/3	12.59	10
150	50	290R50	25	16.5	9.8	130	6/6	3/3	12.12	10
150	70	290R70	25	16.5	11.2	130	6/6	3/3	11.70	10
150	95	290R95	25	16.5	13.2	130	6/6	3/3	11.05	10
150	120	290R120	25	16.5	14.7	130	6/6	3/3	10.49	10
185	120	291R120	28	18.5	14.7	130	6/6	3/3	13.80	5
185	150	291R150	28	18.5	16.3	130	6/6	3/3	13.19	5
240	95	292R95	32	21.3	13.2	150	--	3/3	22.24	5
240	120	292R120	32	21.3	14.7	150	--	3/3	21.59	5
240	150	292R150	32	21.3	16.3	150	--	3/3	20.87	5

▶ sm/se - conductor needs to be pre-rounded

▶ sm = sector stranded

▶ rm = round multi-stranded

▶ se = sector solid

▶ Tools: see chart page 118

Compression joints acc. to DIN, Al, full tension

- ▶ Acc. to DIN 48085, part 2
- ▶ For full tension connections of aluminum conductors to DIN EN 50182
- ▶ With code number for clear tool assignment
- ▶ Filled with contact grease for optimum crimp results



Characteristics

- Total cross-section: 16 - 300 mm²
- With crimp markings for correct crimping
- Precise end machining for easy cable insertion

Material

- E-Al to 95 mm²
- AlMgSi 1w from 120 mm²

Surface

- Bright finished



Nominal cross section mm ²	Part No.	Code	Dimension mm			Number of crimps		Conductor dia. mm	Weight/ 100 pcs. ~ kg	Packing unit/ pcs
			d1	d4	l	mech.	hydr.			
16	*243R	12	5.8	12.0	140	8/8	4/4	5.1	3.4	10
25	244R	12	6.8	12.0	140	8/8	4/4	6.3	2.9	10
35	245R	14	8.0	14.0	140	8/8	4/4	7.5	3.9	10
50	246R	16	10.0	16.0	155	8/8	4/4	9.0	5.2	10
70	247R	18	11.5	18.5	165	8/8	4/4	10.5	7.4	10
95	248R	22	13.5	22.0	165	8/8	4/4	12.5	12.2	10
120	249R	25	15.5	25.5	250	12/12	6/6	14.0	21.8	10
150	250R	28	16.5	28.5	300	--	7/7	15.7	34.4	10
185	251R	28	18.5	28.5	330	--	7/7	17.5	33.0	5
240	252R	34	21.5	34.5	350	--	7/7	20.2	54.0	5
300	253R	38	23.5	38.5	400	--	8/8	22.5	79.0	1

▶ * = not standardized

▶ **Tools: see chart page 118**

Compression joints, Al, full tension

- ▶ For full tension connections of Aldrey cables according to DIN EN 50182
- ▶ With code number for clear tool assignment
- ▶ Filled with contact grease for optimum crimp characteristics



Characteristics

- Total cross-section: 25 - 95 mm²
- With buttmarks for precise cable insertion
- Tube dimensions matched to aluminum steel cables
- With crimp markings for correct crimping

Material

- AlMgSi F20

Surface

- Bright finished



Nominal cross section mm ²	Part No.	Code	Dimension mm		Number of crimps		Conductor dia. mm	Weight/ 100 pcs. ~ kg	Packing unit/ pcs
			d1	l	mech.	hydr.			
25	294AD	12	6.8	140	8/8	--	6.3	3.4	5
35	295AD	14	8.0	140	8/8	--	7.5	4.7	5
50	296AD	16	10.0	155	8/8	--	9.0	5.9	5
70	297AD	18	11.5	165	8/8	--	10.5	9.0	5
95	298AD	20	13.5	165	10/10	5/5	12.5	10.2	5

▶ **Tools: see chart page 120**

Compression cable lugs, Al/St, full tension



- ▶ Tube dimension matched to aluminum steel cables
- ▶ For full tension connections of Aldrey cables according to DIN EN 50182
- ▶ With code number for clear tool assignment
- ▶ Filled with contact grease for optimum crimp characteristics

Characteristics

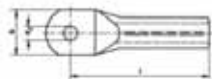
- Total cross-section: 4 - 120 mm²
- With crimp markings for correct crimping
- Precise end machining for easy cable insertion

Material

- E-Al

Surface

- Bright finished



Nominal cross section mm ²	Size of bolt dia.	Part No.	Code	Dimension mm				Conductor dia. mm	Weight/ 100 pcs. ~ kg	Packing unit/ pcs
				b	d1	d2	l			
25 - 4	M 8	254R8	12	19	7.6	8.5	60	6.8	1.5	5
	M 10	254R10	12	19	7.6	10.5	60	6.8	1.5	5
	M 12	254R12	12	23	7.6	13.0	60	6.8	1.6	5
35 - 6	M 10	255R10	14	21	9.0	10.5	67	8.1	2.0	5
	M 12	255R12	14	21	9.0	13.0	67	8.1	2.2	5
50 - 8	M 10	256R10	16	22	10.8	10.5	72	9.6	2.5	5
	M 12	256R12	16	24	10.8	13.0	72	9.6	2.6	5
	M 16	256R16	16	26	10.8	17.0	72	9.6	2.7	5
70 - 12	M 10	257R10	18	26	12.5	10.5	86	11.7	4.1	5
	M 12	257R12	18	26	12.5	13.0	86	11.7	4.3	5
	M 16	257R16	18	32	12.5	17.0	86	11.7	4.4	5
95 - 15	M 12	258R12	22	31	14.8	13.0	91	13.6	7.8	5
	M 16	258R16	22	33	14.8	17.0	91	13.6	6.6	5
120 - 20	M 12	259R12	25	37	16.5	13.0	103	15.5	9.8	5
	M 16	259R16	25	37	16.5	17.0	103	15.5	10.0	5
	M 20	259R20	25	41	16.5	21.0	103	15.5	10.1	5

▶ Tools: see chart page 120

Compression joints, Al/St, for non-tension connections

- ▶ For non-tension connections of Al/St cables to DIN EN 50182
- ▶ With code number for clear tool assignment
- ▶ Filled with contact grease for optimum crimp results



Characteristics

- Total cross-section: 4 - 120 mm²
- With buttmarks for precise cable insertion
- With crimp markings for correct crimping
- Precise end machining for easy cable insertion

Material

- E-Al

Surface

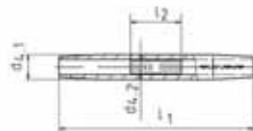
- Bright finished

Nominal cross section mm ²	Part No.	Code	Dimension mm				Number of crimps		Conductor dia. mm	Weight/ 100 pcs. ~ kg	Packing unit/pcs
			d1	l	mech.	hydr.					
25 - 4	444R	12	7.6	70	4/4	2/2	6.8	1.65	5		
35 - 6	445R	14	9.0	85	5/5	2/2	8.1	2.75	5		
50 - 8	446R	16	10.8	85	5/5	2/2	9.6	3.70	5		
70 - 12	447R	18	12.5	105	6/6	3/3	11.7	5.20	5		
95 - 15	448R	22	14.8	105	6/6	3/3	13.6	8.60	5		
120 - 20	449R	25	16.5	125	6/6	3/3	15.5	12.20	5		

▶ Tools: see chart page 121

Compression joints acc. to DIN, Al/St

- ▶ Acc. to DIN 48085, part 3
- ▶ For full tension connections of Al/St conductors to DIN EN 50182
- ▶ With code number for clear tool assignment
- ▶ Filled with contact grease for optimum crimp results



Characteristics

- Total cross-section: 4 - 120 mm²
- With crimp markings for correct crimping
- Precise end machining for easy cable insertion

Material

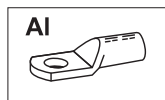
- Al sleeve: E-Al
- St sleeve: St 52

Surface

- Al sleeve: bright
- St sleeve: hot galvanized

Nominal cross section mm ²	Part No.	Code	Dimension mm				Code Al	Number of crimps Steel		Number of crimps Al		Conductor dia. mm	Weight/ 100 pcs. ~ kg	Packing unit/pcs
			d4.1	d4.2	l1	l2		mech.	hydr.	mech.	hydr.			
25 - 4	454R	6	12.0	6.3	200	65	12	4/4	--	7/7	--	6.8	5	5
35 - 6	455R	6	14.0	6.3	235	75	14	5/5	--	8/8	--	8.1	7	5
50 - 8	456R	7	16.0	7.5	270	95	16	6/6	--	9/9	--	9.6	11	5
70 - 12	457R	9	18.5	9.5	270	95	18	6/6	--	9/9	--	11.7	15	5
95 - 15	458R	9	22.5	9.6	310	95	22	6/6	--	11/11	--	13.6	23	5
120 - 20	459R	13	25.0	13.0	380	110	25	7/7	4/4	13/13	6/6	15.5	36	5

▶ Tools: see chart page 121



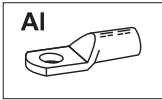
■ Tool application chart

Compression cable lugs and connectors made from E-Al

Compression joints for full-tension connections from Al conductors DIN EN 50182, 16-95 mm²

Crimping range corresponds to nominal cross-section mm ²	Crimping tools			Tool type					Crimp profile	Page (Tool)
	Tools	Crimping head/ Adapter	Mechanical crimping tools	mechanical, electrical, pneumatic, crimping tools with interchangeable dies/heads	Hand hydraulic crimping tools	Battery powered crimping tools	Hydraulic crimping systems	Hydraulic crimping heads		
10-70	K354			•					○	260
	EK354					•			○	314
	EK354L					•			○	316
10-150	EK505L					•			○	318
10-185	K18			•					○	262
	HK6018				•				○	286
	EK5018L					•			○	320
	PK18							•	○	362
	THK18						•		○	362
	HK60UNV	+ UA18			•				○	354
	EK60UNVL	+ UA18				•			○	357
	EKM60UNVL	+ UA18				•			○	356
	PK60UNV	+ UA18						•	○	355
10-240	K22			•					○	264
	HK6022				•				○	288
	EK6022L					•			○	324
	EKM6022L					•			○	322
	EKM60IDL					•			☺	328
	PK22							•	○	364
	THK22						•		○	364
	HK60UNV	+ UA22			•				○	354
	EK60UNVL	+ UA22				•			○	357
	EKM60UNVL	+ UA22				•			○	356
	PK60UNV	+ UA22						•	○	355
	HK12030				•				○	292
	HK12042				•				○	294
	HK120U				•				○	296
	EK120UNVL					•			○	358
	EK12030L					•			○	330
	EK12042L					•			○	332
	EK120UL					•			○	334
	HK122EL380						•		○	390
	PK12042							•	○	368
PK120U							•	○	370	

See next page



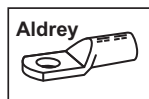
■ Tool application chart

Compression cable lugs and connectors made from E-Al

Compression joints for full-tension connections from Al conductors DIN EN 50182, 16-95 mm²

Crimping range corresponds to nominal cross-section mm ²	Crimping tools			Tool type					Crimp profile	Page (Tool)
	Tools	Crimping head/ Adapter	Mechanical crimping tools	mechanical, electrical, pneumatic, crimping tools with interchangeable dies/heads	Hand hydraulic crimping tools	Battery powered crimping tools	Hydraulic crimping systems	Hydraulic crimping heads		
10-500	HK252						•		⬡	388
	HK252EL380						•		⬡	391
	PK252							•	⬡	372
150-500	HK45				•				⬡	389
	PK45							•	⬡	374

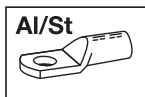




■ Tool application chart

Compression joints for full-tension connections from
Aldrey conductors to DIN EN 50182
and Al conductors to DIN EN 50182, 120-300 mm²

Crimping range corresponds to nominal cross-section mm ²	Crimping tools		Tool type						Crimp profile	Page (Tool)
	Tools	Crimping head/ Adapter	Mechanical crimping tools	mechanical, electrical, pneumatic, crimping tools with interchangeable dies/heads	Hand hydraulic crimping tools	Battery powered crimping tools	Hydraulic crimping systems	Hydraulic crimping heads		
25-50	K354			•					○	260
	EK354					•			○	314
	EK354L					•			○	316
25-95	K18			•					○	262
	HK6018				•				○	286
	EK505L					•			○	318
	EK5018L					•			○	320
	PK18							•	○	362
	THK18						•		○	362
	HK60UNV	+ UA18			•				○	354
	EK60UNVL	+ UA18				•			○	357
	EKM60UNVL	+ UA18				•			○	356
	PK60UNV	+ UA18						•	○	355
25-185	K22			•					○	264
	HK6022				•				○	288
	EK6022L					•			○	324
	EKM6022L					•			○	322
	PK22							•	○	364
	THK22						•		○	364
	HK60UNV	+ UA22			•				○	354
	EK60UNVL	+ UA22				•			○	357
	EKM60UNVL	+ UA22				•			○	356
	PK60UNV	+ UA22						•	○	355
	HK12030				•				○	292
	HK12042				•				○	294
	HK120U				•				○	296
	EK12030L					•			○	330
	EK12042L					•			○	332
	EK120UL					•			○	334
	EK120UNVL					•			○	358
	HK122EL380						•		○	390
PK12042							•	○	368	
PK120U							•	○	370	
25-300	HK252						•		○	388
	HK252EL380						•		○	391
	PK252							•	○	372
150-300	HK45				•				○	389
	PK45							•	○	374



■ **Tool application chart**

Compression joints for full-tension connections from Al/St. cables to DIN EN 50182

Compression joints for full-tension connections to DIN 48085, part 3 for Al/St. cables to DIN EN 50182

Crimping range corresponds to nominal cross-section mm²	Crimping tools		Tool type						Crimp profile	Page (Tool)	
	Tools	Crimping head/ Adapter	Mechanical crimping tools	mechanical, electrical, pneumatic, crimping tools with interchangeable dies/heads	Hand hydraulic crimping tools	Battery powered crimping tools	Hydraulic crimping systems	Hydraulic crimping heads			
25/4-120/20	K22			•					⬡	264	
	HK6022				•				⬡	288	
	EK6022L					•			⬡	324	
	EKM6022L					•			⬡	322	
	PK22							•	⬡	364	
	THK22						•		⬡	364	
	HK60UNV	+ UA22				•			⬡	354	
	EK60UNVL	+ UA22					•		⬡	357	
	EKM60UNVL	+ UA22					•		⬡	356	
	PK60UNV	+ UA22						•	⬡	355	
	HK12030					•			⬡	292	
	HK12042					•			⬡	294	
	HK120U					•			⬡	296	
	EK12030L						•		⬡	330	
	EK12042L						•		⬡	332	
	EK120UL						•		⬡	334	
	HK122EL380							•	⬡	390	
	PK12042								•	⬡	368
	PK120U								•	⬡	370
	HK252							•	⬡	388	
	HK252EL380							•	⬡	391	
PK252								•	⬡	372	

Two materials

simply connected.

Compression cable lugs and connectors for aluminum-copper connections.

Copper's electrical properties still make it the best material for conductors and electrical connections. There are, however, also good reasons for using aluminum. The need to connect these two materials together is therefore becoming more frequent.


But because it's not that simple to join aluminum and copper and because they have a tendency to self-passivate through fast oxidation, special aluminum/copper cable lugs and connectors are required - for connecting to distributor networks or transformer stations and also for network reconstruction, for example.



The perfect solution for transitions from aluminum to copper conductors and vice versa.

- **Aluminum/copper compression cable lugs to DIN dimensions with copper palm or copper eye to 400 mm².**
- **Compression joints with copper connecting bolt.**
- **Reduction compression joints to DIN from 10 mm² to 300 mm².**

■ Connecting aluminum and copper correctly.



- ▶ Aluminum/copper compression cable lugs for aluminum conductors to DIN 48201 and pre-rounded sector-shaped conductors with a nominal cross section up to 400 mm².
- ▶ With copper palm or copper eye.
- ▶ Aluminum/copper compression joints with nominal cross sections of 10 mm² to 300 mm².

Benefits:


- ▶ Aluminum and copper conductors can be connected in a dry environment, **without destructive oxidation occurring between the two materials.**

■ Reduction compression joints as a solution for different diameters.

- ▶ With nominal cross sections from 10 mm² to 300 mm².
- ▶ For round or sector-shaped, multi-stranded and also sector-shaped solid conductors.
- ▶ For non-tension connections.

Benefits:

- ▶ Numerous compression joints are available for connecting copper and aluminum conductors, allowing optimised compression of these conductors.
- ▶ **Different materials can be safely connected regardless of their particular dimensions.**
- ▶ No matter which cable type is discovered in network reconstruction, Klauke offers a suitable connection solution.



- ▶ More from Page 126.

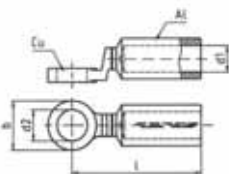


- ▶ For underground connections, we recommend protection against moisture - using cast resin sleeves for example.

Compression cable lugs, Al/Cu



- ▶ Tube dimension to DIN 46329
- ▶ For non-tension connections of Al cables to DIN 48201, part 5 and aluminum cables to DIN EN 50182
- ▶ For screwing aluminum connections using copper washers in humid areas
- ▶ With code number for clear tool assignment
- ▶ Filled with contact grease for optimum crimp characteristics



Characteristics

- Total cross-section: 16 - 300 mm² rm/sm
- Barrier design with oil stop and with solid copper screw-on palm
- For pre-rounded sector shaped conductors
- With crimp markings for correct crimping
- Precise end machining for easy cable insertion

Material

- E-Al
- Copper acc. to EN 13600

Surface

- Bright finished

Nominal cross section mm ² rm/sm	se	Size of bolt dia.	Part No.	Code	Dimension mm				Number of crimps		Weight 100 pcs. -kg		Packing unit/pcs
					b	d1	d2	l	mech.	hydr.	Cu	Total	
16	25	M 8	363R8	12	25	6.0	8.5	67.5	4	2	4.4	5.9	10
	25	M 10	363R10	12	25	6.0	10.5	67.5	4	2	4.2	5.7	10
25	35	M 8	364R8	12	25	6.8	8.5	67.5	4	2	4.4	5.8	10
	35	M 10	364R10	12	25	6.8	10.5	67.5	4	2	4.2	5.6	10
35	50	M 12	364R12	12	25	6.8	13.0	67.5	4	2	3.9	5.3	10
	50	M 8	365R8	14	25	8.0	8.5	76.5	5	2	4.4	6.3	10
50	50	M 10	365R10	14	25	8.0	10.5	76.5	5	2	4.2	6.1	10
	50	M 12	365R12	14	25	8.0	13.0	76.5	5	2	3.8	5.8	10
50	70	M 8	366R8	16	25	9.8	8.5	76.5	5	2	4.4	6.4	10
	70	M 10	366R10	16	25	9.8	10.5	76.5	5	2	4.2	6.2	10
70	70	M 12	366R12	16	25	9.8	13.0	76.5	5	2	3.9	5.9	10
	95	M 10	367R10	18	25	11.2	10.5	84.5	6	3	4.2	7.4	10
95	95	M 12	367R12	18	25	11.2	13.0	84.5	6	3	3.9	7.1	10
	120	M 10	368R10	22	30	13.2	10.5	90.5	6	3	7.4	11.4	10
95	120	M 12	368R12	22	30	13.2	13.0	90.5	6	3	6.8	10.8	10
	120	M 16	368R16	22	30	13.2	17.0	90.5	6	3	6.4	10.4	10
120	150	M 12	369R12	22	30	14.7	13.0	92.0	6	3	6.8	11.4	5
	150	M 16	369R16	22	30	14.7	17.0	92.0	6	3	6.4	10.8	5
150	185	M 12	370R12	25	30	16.3	13.0	104.0	6	3	6.8	13.1	5
	185	M 16	370R16	25	30	16.3	17.0	104.0	6	3	6.4	12.7	5
185	185	M 20	370R20	25	35	16.3	21.0	107.5	6	3	10.1	16.4	5
	240	M 10	371R10	28	30	18.3	10.5	105.0	6	3	10.3	18.6	5
185	240	M 12	371R12	28	30	18.3	13.0	105.0	6	3	10.1	18.4	5
	240	M 16	371R16	28	30	18.3	17.0	105.0	6	3	9.3	17.6	5
240	240	M 20	371R20	28	35	18.3	21.0	107.5	6	3	10.1	18.4	5
	300	M 10	372R10	32	35	21.0	10.5	118.5	8	3	12.1	22.5	5
240	300	M 12	372R12	32	35	21.0	13.0	118.5	8	3	11.8	22.2	5
	300	M 16	372R16	32	35	21.0	17.0	118.5	8	3	11.0	21.4	5
240	300	M 20	372R20	32	35	21.0	21.0	118.5	8	3	10.1	20.5	5

Nominal cross section mm ²		Size of bolt dia.	Part No.	Code	Dimension mm				Number of crimps		Weight 100 pcs. ~kg		Packing unit/pcs
rm/sm	se				b	d1	d2	l	mech.	hydr.	Cu	Total	
300	--	M 12	373R12	34	36	23.3	13.0	123.5	8	3	17.7	33.7	1
	--	M 16	373R16	34	36	23.3	17.0	123.5	8	3	16.9	32.9	1
	--	M 20	373R20	34	36	23.3	21.0	123.5	8	3	16.0	32.0	1

- ▶ sm/se - conductor needs to be pre-rounded
- ▶ sm = sector stranded
- ▶ rm = round multi-stranded
- ▶ se = sector solid

▶ **Tools: see chart page 130**

Compression cable lugs, Al/Cu, with copper eye

- ▶ Tube dimension to DIN 46329
- ▶ For non-tension connections of Al cables to DIN 48201, part 5 and aluminum cables to DIN EN 50182
- ▶ With code number for clear tool assignment
- ▶ Filled with contact grease for optimum crimp characteristics



Characteristics

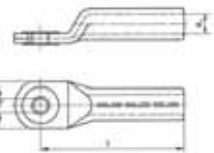
- Total cross-section: 10 - 400 mm² rm/sm
- For screwing non-tension aluminum connections using copper washers in humid areas
- For pre-rounded sector shaped conductors
- With copper eye in screw-on area
- With crimp markings for correct crimping
- Precise end machining for easy cable insertion

Material

- E-Al
- Copper acc. to EN 13600

Surface

- Bright finished



Nominal cross section mm ²		Size of bolt dia.	Part No.	Code	Dimension mm				Number of crimps		Weight 100 pcs. ~kg		Packing unit/pcs
rm/sm	se				b	d1	d2	l	mech.	hydr.	Cu	Total	
10	--	M 6	302R6	10	18	5.0	6.5	52	4	2	0.260	1.20	10
	--	M 8	302R8	10	22	5.0	8.5	52	4	2	0.580	1.50	10
16	25	M 8	302R8	12	22	5.8	8.5	52	4	2	0.600	1.95	10
	25	M 10	303R10	12	25	5.8	10.5	52	4	2	0.600	2.00	10
25	35	M 8	304R8	12	22	6.8	8.5	60	4	2	0.625	2.00	10
	35	M 10	304R10	12	25	6.8	10.5	60	4	2	0.900	2.10	10
35	50	M 10	305R10	14	26	8.0	10.5	67	5	2	0.800	3.00	10
	50	M 12	305R12	14	30	8.0	13.0	67	5	2	1.120	3.10	10
50	70	M 10	306R10	16	27	9.8	10.5	72	5	2	0.900	3.60	10
	70	M 12	306R12	16	30	9.8	13.0	72	5	2	1.120	3.80	10
70	95	M 10	307R10	18	29	11.2	10.5	86	6	3	1.075	5.60	10
	95	M 12	307R12	18	32	11.2	13.0	86	6	3	1.300	5.70	10
95	120	M 10	308R10	22	32	13.2	10.5	90	6	3	1.435	10.00	5
	120	M 12	308R12	22	35	13.2	13.0	90	6	3	1.735	9.50	5
	120	M 16	308R16	22	38	13.2	17.0	90	6	3	2.655	10.00	5

Compression cable lugs, Al/Cu, with copper eye

Nominal cross section mm ²	rm/sm	se	Size of bolt dia.	Part No.	Code	Dimension mm				Number of crimps		Weight 100 pcs. -kg		Packing unit/pcs
						b	d1	d2	l	mech.	hydr.	Cu	Total	
120	150	M 12	309R12	22	35	14.7	13.0	91	6	3	1.810	8.70	5	
	150	M 16	309R16	22	38	14.7	17.0	91	6	3	2.230	8.80	5	
150	185	M 12	310R12	25	35	16.3	13.0	103	6	3	2.025	12.20	5	
	185	M 16	310R16	25	41	16.3	17.0	103	6	3	2.655	12.30	5	
	185	M 20	310R20	25	44	16.3	21.0	103	6	3	3.620	12.80	5	
185	240	M 12	311R12	28	40	18.3	13.0	106	6	3	2.320	15.00	5	
	240	M 16	311R16	28	42	18.3	17.0	106	6	3	4.975	15.50	5	
	240	M 20	311R20	28	46	18.3	21.0	106	6	3	4.610	15.50	5	
240	300	M 12	312R12	32	45	21.0	13.0	116	8	3	2.750	20.00	5	
	300	M 16	312R16	32	45	21.0	17.0	116	8	3	3.400	21.00	5	
300	300	M 20	312R20	32	49	21.0	21.0	116	8	3	4.600	22.00	5	
	--	M 16	313R16	34	51	23.3	17.0	124	8	3	3.980	21.60	1	
400	--	M 20	313R20	34	51	23.3	21.0	124	8	3	5.510	22.20	1	
	--	M 16	314R16	38	58	26.0	17.0	165	--	4	4.200	35.00	1	
400	--	M 20	314R20	38	58	26.0	21.0	165	--	4	5.950	35.00	1	

- ▶ sm/se - conductor needs to be pre-rounded
- ▶ sm = sector stranded
- ▶ rm = round multi-stranded
- ▶ se = sector solid

▶ Tools: see chart page 130

Compression joints, Al/Cu



- ▶ Tube dimensions to DIN 46267 part 1 and 2
- ▶ For non-tension connections of Al cables to DIN 48201, part 5 and aluminum cables to DIN EN 50182
- ▶ With code number for clear tool assignment



Characteristics

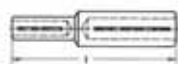
- Total cross-section: 10 - 300 mm²
- For connecting non-tension aluminum and copper connections
- With crimp markings for correct crimping
- Precise end machining for easy cable insertion

Material

- E-Al
- Copper acc. to EN 13600

Surface

- Bright finished



Nominal cross section mm ²			Part No.	Code		Dimension mm			Weight 100 pcs. -kg		Packing unit/pcs
Al rm/sm	Al se	Cu rm/sm		Al	Cu	l	Al	Cu	Cu	Total	
10	16	10	322R10	10	6	55.0	5.0	4.5	0.212	1.100	4
	16	16	322R16	10	8	61.0	5.0	5.4	0.714	1.550	4
16	25	10	323R10	12	6	55.0	6.0	4.5	0.212	1.500	4
	25	16	323R16	12	8	61.0	6.0	5.4	0.714	1.750	4
25	35	10	324R10	12	6	55.0	6.8	4.5	0.212	1.400	4
	35	16	324R16	12	8	61.0	6.8	5.5	0.714	1.650	4
	35	25	324R25	12	10	61.0	6.8	7.0	0.892	1.900	4
25	35	35	324R35	12	12	61.0	6.8	8.2	1.624	2.000	4
	35	50	324R50	12	14	72.0	6.8	10.0	2.362	3.500	4
25/4	35	16	324R416	12	8	61.0	7.6	5.5	0.714	1.600	4
	35	25	324R425	12	10	61.0	7.6	7.0	0.892	1.850	4

Compression joints, Al/Cu

Nominal cross section mm ²				Code		Dimension mm			Weight 100 pcs. ~kg		Packing unit/ pcs
Al mm/sm	Al se	Cu mm/sm	Part No.	Al	Cu	l	Al	Cu	Cu	Total	
35	50	16	325R16	14	8	71.0	8.0	5.5	0.714	2.500	4
	50	25	325R25	14	10	71.0	8.0	7.0	0.892	2.650	4
	50	35	325R35	14	12	71.0	8.0	8.2	1.519	3.300	4
	50	50	325R50	14	14	77.0	8.0	10.0	2.362	3.530	4
35/6	50	16	325R616	14	8	71.0	9.0	5.5	0.714	2.450	4
	50	25	325R625	14	10	71.0	9.0	7.0	0.892	2.600	4
	50	35	325R635	14	12	71.0	9.0	8.2	1.624	3.250	4
50	70	16	326R16	16	8	71.5	9.8	5.5	0.714	2.850	4
	70	25	326R25	16	10	71.5	9.8	7.0	0.892	3.200	4
	70	35	326R35	71.5	9.8	8.2	16	12	1.624	3.800	4
	70	50	326R50	77.5	9.8	10.0	16	14	2.362	4.550	4
	95	16	327R16	79.0	11.2	5.5	18	8	0.714	4.100	4
70	95	25	327R25	79.0	11.2	7.0	18	10	0.892	3.950	4
	95	35	327R35	79.0	11.2	8.2	18	12	1.624	4.900	4
	95	50	327R50	85.0	11.2	10.0	18	14	2.362	5.700	4
	95	70	327R70	86.0	11.2	11.5	18	16	2.921	7.250	4
	95	95	327R95	95.0	11.2	13.5	18	18	4.957	9.360	4
	95	120	327R120	99.0	11.2	15.5	18	20	5.640	10.540	4
	120	16	328R16	79.0	13.2	5.5	22	8	0.714	6.150	4
95	120	25	328R25	79.0	13.2	7.0	22	10	0.892	6.300	4
	120	35	328R35	79.0	13.2	8.2	22	12	1.519	6.800	4
	120	50	328R50	85.0	13.2	10.0	22	14	2.362	8.050	4
	120	70	328R70	87.0	13.2	11.5	22	16	3.105	8.200	4
	120	95	328R95	95.0	13.2	13.5	22	18	4.957	10.350	4
	120	120	328R120	95.0	13.2	15.5	22	20	5.640	11.550	4
	150	35	329R35	81.0	14.7	8.2	22	12	1.519	7.600	4
120	150	50	329R50	87.0	14.7	10.0	22	14	2.362	7.900	4
	150	70	329R70	89.0	14.7	11.5	22	16	3.105	8.500	4
	150	95	329R95	97.0	14.7	13.5	22	18	4.857	11.000	4
	150	120	329R120	97.0	14.7	15.5	22	20	5.640	10.280	4
150	185	16	330R16	91.5	16.3	5.4	25	8	0.714	7.800	4
	185	25	330R25	91.5	16.3	6.8	25	10	0.892	8.000	4
	185	35	330R35	91.5	16.3	8.2	25	12	1.624	8.400	4
	185	50	330R50	98.5	16.3	10.0	25	14	2.362	10.200	4
	185	70	330R70	99.5	16.3	11.5	25	16	3.105	10.350	4
	185	95	330R95	107.5	16.3	13.5	25	18	4.957	12.650	4
	185	120	330R120	107.5	16.3	15.5	25	20	5.640	13.900	4
185	185	150	330R150	124.0	16.3	17.0	25	22	8.231	16.700	4
	240	50	331R50	99.0	18.3	10.0	28	14	2.362	12.100	1
	240	70	331R70	100.0	18.3	11.5	28	16	3.105	13.000	1
	240	95	331R95	108.0	18.3	13.5	28	18	4.957	14.450	1
	240	120	331R120	108.0	18.3	15.5	28	20	5.640	13.720	1
240	240	150	331R150	113.0	18.3	17.0	28	22	8.231	19.550	1
	240	185	331R185	116.0	18.3	19.0	28	25	9.621	21.000	1
	300	50	332R50	110.0	21.0	10.0	32	14	2.362	16.500	1
	300	70	332R70	111.0	21.0	11.5	32	16	3.105	18.000	1
	300	95	332R95	119.0	21.0	13.5	32	18	4.957	19.000	1
	300	120	332R120	119.0	21.0	15.5	32	20	5.640	20.500	1
	300	150	332R150	124.0	21.0	17.0	32	22	8.231	23.300	1
	300	185	332R185	127.0	21.0	19.0	32	25	9.621	25.500	1
300	240	332R240	128.0	21.0	21.5	32	28	12.705	30.100	1	

Compression joints, Al/Cu

Nominal cross section mm²			Part No.	Code		Dimension mm				Weight 100 pcs. ~kg		Packing unit/ pcs
Al mm/sm	Al se	Cu mm/sm		Al	Cu	l	Al	Cu	Cu	Total		
300	--	120	333R120	119.0	23.5	15.5	34	20	5.640	27.800	1	
	--	150	333R150	124.0	23.5	17.0	34	22	8.234	31.100	1	
	--	185	333R185	127.0	23.5	19.0	34	25	9.621	32.700	1	
	--	240	333R240	128.0	23.5	21.5	34	28	12.705	37.500	1	
	--	300	333R300	134.0	23.5	24.5	34	32	16.099	41.700	1	

▶ sm/se - conductor needs to be pre-rounded

▶ sm = sector stranded

▶ rm = round multi-stranded

▶ se = sector solid

ⓘ Use for the copper side of the article DIN sleeve for compacted conductors.

ⓘ Sleeves for compacted conductors and sleeves for 3- and 4-core conductors see chapter "Sleeves for compacted and sector shaped conductors-Cu"

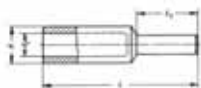
ⓘ Reduction sleeves to connect different cross sections can be found at 83

▶ Tools: see chart page 130

Compression joints with copper connecting bolt, Al



- ▶ Tube dimensions to DIN 46267 part 1 and 2
- ▶ For non-tension connections of Al cables to DIN 48201, part 5 and aluminum cables to DIN EN 50182
- ▶ With code number for clear tool assignment



Characteristics

- Total cross-section: 25 - 300 mm²
- For screwing non-tension Al connections in Cu clamps
- With crimp markings for correct crimping
- Also for pre-rounded sector shaped conductors
- Precise end machining for easy cable insertion

Material

- E-Al
- Copper acc. to EN 13600

Surface

- Bright finished

Nominal cross section mm²			Part No.	Code	Bolt dia. mm	Conductor dia. mm	Dimension mm				Weight 100 pcs. ~kg		Packing unit/pcs
rm/sm	se	Code					d dia.	d1	l	l1	Cu	Total	
25	35	344R	12	6	6.3	12.0	6.8	58	20	0.462	1.6	10	
35	50	345R	14	7	7.5	14.0	8.0	71	22	0.695	2.5	10	
50	70	346R	16	8	9.0	16.0	10.0	74	25	1.037	3.3	10	
70	95	347R	18	10	10.5	18.5	11.5	87	30	1.958	5.4	10	
95	120	348R	22	12	12.5	23.0	13.2	91	33	3.112	8.7	10	
120	150	349R	22	12	14.0	23.0	15.0	97	38	3.598	9.0	10	
150	185	350R	25	12	15.8	25.5	16.5	108	38	3.598	10.9	10	
185	240	351R	28	14	17.5	28.5	18.5	116	44	3.692	15.7	5	
240	300	352R	32	16	20.3	32.5	21.5	128	44	7.435	21.8	5	
300	--	353R	34	18	22.5	34.5	23.5	131	46	9.410	26.7	1	

▶ sm/se - conductor needs to be pre-rounded

▶ sm = sector stranded

▶ rm = round multi-stranded

▶ se = sector solid

▶ Tools: see chart page 130

Bi-metallic washer

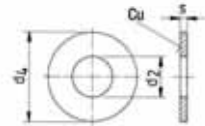
▶ Flat washer for processing aluminum and copper cable lugs

Characteristics

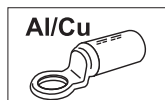
- Galvanic separation between copper and aluminum
- Only for use in dry areas

Material

- E-Al, one side copper plated



Size of bolt dia.	Part No.	Dimension mm			Weight/ 100 pcs. ~ kg	Packing unit/pcs
		d2	d4	s		
M 8	CS818	8.5	18	1	0.09	10
M 10	CS1022	11.0	22	2	0.26	10
M 12	CS1228	13.0	28	2	0.44	10
M 14	CS1428	15.0	28	2	0.40	10
M 16	CS1635	17.0	35	2	0.66	10



■ Tool application chart

Compression cable lugs and connectors made from Al/Cu

Crimping range corresponds to nominal cross-section mm²	Crimping tools		Tool type						Crimp profile	Page (Tool)	
	Tools	Crimping head/ Adapter	Mechanical crimping tools	mechanical, electrical, pneumatic, crimping tools with interchangeable dies/heads	Hand hydraulic crimping tools	Battery powered crimping tools	Hydraulic crimping systems	Hydraulic crimping heads			
10-70	K354			•					⊙	260	
	EK354					•			⊙	314	
	EK354L					•			⊙	316	
10-185	K18			•					⊙	262	
	HK6018				•				⊙	286	
	EK5018L					•			⊙	320	
	PK18							•	⊙	362	
	THK18						•		⊙	362	
	HK60UNV	+ UA18			•				⊙	354	
	EK60UNVL	+ UA18				•			⊙	357	
	EKM60UNVL	+ UA18				•			⊙	356	
	PK60UNV	+ UA18							•	⊙	355
10-240	K22			•					⊙	264	
	HK6022				•				⊙	288	
	EK6022L					•			⊙	324	
	EKM6022L					•			⊙	322	
	PK22							•	⊙	364	
	THK22						•		⊙	364	
	HK60UNV	+ UA22			•				⊙	354	
	EK60UNVL	+ UA22				•			⊙	357	
	EKM60UNVL	+ UA22				•			⊙	356	
	PK60UNV	+ UA22							•	⊙	355
	HK12030				•				⊙	292	
	HK12042				•				⊙	294	
	HK120U				•				⊙	296	
	EK12030L					•			⊙	330	
	EK12042L					•			⊙	332	
	EK120UL					•			⊙	334	
	EK120UNVL					•			⊙	358	
	HK122EL380						•		⊙	390	
	PK12042								•	⊙	368
PK120U								•	⊙	370	
10-500	HK252						•		⊙	388	
	HK252EL380						•		⊙	391	
	PK252							•	⊙	372	
150-500	HK45				•				⊙	389	
	PK45							•	⊙	374	

Simply branch and connect.

Clamps and screw connectors.

C and H-shaped clamps as well as parallel groove clamps are used wherever power lines are branched. Screw connectors are a practical alternative for service and maintenance since they can be used across the entire cross-section spectrum. Just a few variants cover all possible connections. Screw connectors can be used on aluminum cables without compound as the special grooved profile pierces the oxide layer during the screwing operation.

The key benefit of compact tap connectors is that, provided the specified safety precautions are taken, they can also be installed while live.



The H-clamps in our range are lightning current tested to EN 50164-1 Class H (100 kA 10/350 μ s).

- C and H-shaped clamps.
- Parallel groove clamps.
- Screw connectors, also barrier types, for aluminum/copper connections.
- Compact tap connectors for 3 and 4 core sector-shaped cables.



Branching without splitting the conductor.

- ▶ C and H-shaped clamps with nominal cross sections from 2.5 mm² to 185 mm².
- ▶ Parallel groove clamps from 2.5 mm² to 150 mm².
- ▶ Either with or without thrust plate.

Benefits:

- ▶ Cables can be branched into various nominal cross-sections without having to cut the main conductor.
- ▶ Thrust plates on parallel groove clamps guarantee optimal hold of the branch connection as pressure is being distributed symmetrically.
- ▶ *More from Page 137.*



Simply screw – and the connection is made.



- ▶ For aluminum and copper conductors.
- ▶ With nominal cross sections from 2.5 mm² to 185 mm².
- ▶ With or without shear heads.
- ▶ Special grooved profile on the inside.

Benefits:

- ▶ Suitable screw connectors for diverse applications such as street lighting or using copper sheathed wires and plastic-insulated conductors.
- ▶ No torque wrench required to install screw connectors with shear heads, since the screw shears off on reaching the required torque.
- ▶ During screwing the grooved profile pierces the oxide layer on the conductor guaranteeing always a perfect contact.

▶ *More from Page 141.*

Installation without downtimes.

- ▶ Compact tap connectors with nominal cross sections up to 185 mm².
- ▶ For 3 and 4 sector-shaped conductors with angles of 120° and 90° respectively.
- ▶ For aluminum and copper conductors.
- ▶ With or without shear heads for the main conductor.
- ▶ Can be installed live to VDE specifications using the correct Klauke tools (more from Page 476).



▶ *More from Page 147.*

Benefits:

- ▶ The range includes proper solutions for practically every application.
- ▶ You can install tap conductors **without disconnecting the power supply**. No interruption of production sequences, operation can be maintained.
- ▶ Multi-phase tap conductors can be installed without disrupting the main conductor, even in tight spaces.



- ▶ *Screw connectors and compact tap connectors should be protected against moisture because of varying material properties after processing.*

Punched cable lugs, Cu



► For screwing conductors to VDE 0295 Class 1 and 2, for example in lightning protection areas

Characteristics

- Total cross-section: 6 - 300 mm²
- Also for outdoor assembly
- Available with 2 or 4 screws

Material

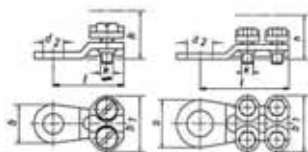
- Cu-ETP
- Screws: DIN 84 / DIN 933 bronze, F 60

Surface

- Tin-plated

Order info

- Bright finish version also available, part number appendix "bk"



Nominal cross section mm ²	Part No.	Dimension mm						Number of screws	Weight/100 pcs. ~ kg	Packing unit/ pcs
		b	b1	d2	k	h	l			
6 - 10	572R6	15.0	18.0	6.5	M4	10	23.0	2	1.30	50
10 - 16	573R6	15.0	20.5	6.5	M5	14	27.0	2	1.30	50
	573R8	15.0	20.5	8.5	M5	14	27.0	2	1.30	50
16 - 25	574R8	15.0	25.0	8.5	M5	16	30.0	2	2.75	50
	584R8	18.5	22.5	8.5	M5	16	36.0	4	3.70	25
	584R10	19.5	22.5	10.5	M5	16	37.0	4	3.75	25
	575R8	18.5	24.0	8.5	M5	16	25.5	2	2.50	50
25 - 35	585R8	18.5	24.0	8.5	M5	16	38.5	4	4.30	25
	585R10	21.5	24.0	10.5	M5	16	42.0	4	4.65	25
	585R12	21.5	24.0	13.0	M5	16	42.0	4	4.50	25
	586R10	19.0	28.0	10.5	M6	19	46.0	4	6.75	25
35 - 50	586R12	21.0	28.0	13.0	M6	19	47.0	4	6.70	25
	587R10	23.5	31.0	10.5	M6	19	51.0	4	9.35	10
50 - 70	587R12	23.5	31.0	13.0	M6	19	51.0	4	9.30	10
	588R10	24.0	34.0	10.5	M6	25	57.0	4	12.00	10
70 - 95	588R12	24.0	34.0	13.0	M6	25	57.0	4	11.85	10
	589R10	30.0	42.0	10.5	M8	32	61.0	4	20.15	10
95 - 150	589R12	30.0	42.0	13.0	M8	32	61.0	4	20.20	10
	589R16	30.0	42.0	17.0	M8	32	61.5	4	20.10	10
	590R10	34.0	48.5	10.5	M8	32	68.5	4	24.40	5
	590R12	34.0	48.5	13.0	M8	32	68.5	4	24.35	5
150 - 240	590R16	34.0	48.5	17.0	M8	32	68.5	4	24.30	5
	590R20	36.0	48.5	21.0	M8	32	70.5	4	24.25	5
	592R12	32.0	50.0	13.0	M8	37	68.5	4	27.95	5
	592R16	32.0	50.0	17.0	M8	37	68.5	4	28.00	5
185 - 300	592R20	34.5	50.5	21.0	M8	37	70.0	4	27.95	5

Tube screw connectors, CuZn

Characteristics

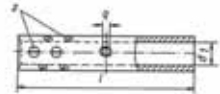
- Total cross-section: 6 - 300 mm²
- A connection needs to be soldered
- With soldering hole and fixing screws for easy processing

Material

- CuZn 40 Pb 2
- Screws: DIN 551 steel

Surface

- Tin-plated

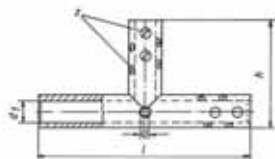


Nominal cross section mm ²	Part No.	Dimension mm				z*	Weight/ 100 pcs. ~ kg	Packing unit/pcs
		d1	l	dia. q				
6	551R	3.5	25	3.3		2	0.60	10
10	552R	4.5	30	3.3		2	1.20	10
16	553R	5.5	40	4.2		4	1.90	10
25	554R	7.0	45	4.2		4	2.85	10
35	555R	8.5	45	5.0		4	3.00	10
50	556R	10.0	48	5.0		4	4.00	10
70	557R	12.0	52	6.8		4	6.30	10
95	558R	13.5	55	6.8		4	8.05	10
120	559R	15.0	60	6.8		4	9.90	10
150	560R	17.0	64	6.8		4	11.80	5
185	561R	19.0	70	6.8		10	14.30	5
240	562R	21.0	70	6.8		10	15.50	5
300	563R	24.0	75	6.8		10	19.30	1

► z = number of set screws



Screw T-connectors, CuZn

**Characteristics**

- Total cross-section: 4 - 95 mm²
- A connection needs to be soldered
- With soldering hole and fixing screws for easy processing

Material

- CuZn 40 Pb 2
- Screws: DIN 551 steel

Surface

- Tin-plated

Nominal cross section mm ²	Part No.	Dimension mm					Weight/ 100 pcs. ~ kg	Packing unit/pcs
		d1	h	l	dia. q	z*		
4 - 6	TAS6	3.0	18	30	2.5	3	1.05	10
10	TAS10	4.5	25	40	3.5	3	2.15	10
16	TAS16	5.5	27	42	3.5	6	2.50	10
25	TAS25	7.0	29	45	4.5	6	3.70	10
35	TAS35	8.5	32	52	4.5	6	4.30	10
50	TAS50	10.0	34	56	6.0	9	7.40	10
70	TAS70	12.0	41	62	6.5	9	9.80	5
95	TAS95	13.5	44	68	7.0	9	12.80	5

▶ z = number of set screws

Parallel groove clamps, Cu, 1 screw

► For screwing conductors to VDE 0295 Class 1 and 2, for example in lightning protection areas



Characteristics

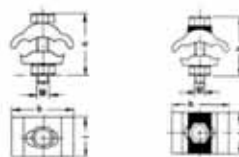
- Total cross-section: 2.5 - 95 mm²
- Also for outdoor assembly
- Version with 1 screw
- Available either with or without thrust plate
- With thrust plate for equal pressure distribution with differing cross-section pairings

Material

- Cu-ETP
- Screws: high-tensile copper alloy F 60
- Nut: copper

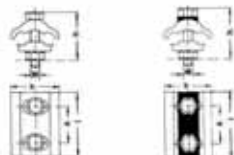
Surface

- Bright



Nominal cross section mm ²	Part No.	Dimension mm				M	Md Nm	Weight/ 100 pcs. ~ kg	Packing unit/pcs
		b	h	l	M				
Without thrust plate									
2.5 - 16	SAK10	19.5	16	16	M5	6	2.10	10	
2.5 - 25	SAK12	25.0	21	18	M6	8	4.10	10	
	SAK14	25.0	22	20	M7	14	3.95	10	
6 - 35	SAK16	28.0	23	20	M7	14	6.0	10	
6 - 50	SAK18	32.5	26	24	M7	14	8.0	10	
	SAK20	33.5	27	22	M8	20	8.6	10	
6 - 70	SAK22	37.5	29	24	M8	20	11.1	5	
10 - 95	SAK24	41.0	36	28	M8	20	15.6	5	
With thrust plate									
2.5 - 16	SAK11	19.5	16	16	M5	6	2.6	10	
2.5 - 25	SAK13	25.0	21	18	M6	8	4.30	10	
	SAK15	25.0	22	18	M7	14	4.6	10	
6 - 35	SAK17	28.0	23	20	M7	14	6.3	10	
6 - 50	SAK19	32.5	26	20	M7	14	7.9	10	
	SAK21	33.5	27	22	M8	20	9.1	10	
6 - 70	SAK23	37.5	29	24	M8	20	11.6	5	
10 - 95	SAK25	45.0	36	31	M10	39	19.60	5	

Parallel groove clamps, Cu, 2 screws



► For screwing conductors to VDE 0295 Class 1 and 2, for example in lightning protection areas

Characteristics

- Total cross-section: 2.5 - 150 mm²
- Also for outdoor assembly
- Version with 2 screws
- Available either with or without thrust plate
- With thrust plate for equal pressure distribution with differing cross-section pairings

Material

- Cu-ETP
- Screws: high-tensile copper alloy F 60
- Nut: copper

Surface

- Bright finished

Nominal cross section mm ²	Part No.	Dimension mm				A	M	Md Nm	Weight/ 100 pcs. ~ kg	Packing unit/pcs
		b	h	l						
Without thrust plate										
2.5 - 16	SAK30	20.5	16.0	24	13.0	M5	6	3.7	10	
2.5 - 25	SAK32	25.5	21	27	13.5	M6	8	6.4	10	
	SAK34	25.0	22	30	15.0	M7	14	7.7	10	
6 - 35	SAK36	30.0	23	30	15	M7	14	8.5	10	
6 - 50	SAK38	33.0	26	32	16.0	M7	14	12.3	10	
10 - 50	SAK40	32.5	27	36	18.0	M8	20	12.9	10	
10 - 95	SAK44	45.0	36	46	25.5	M10	39	28.7	5	
16 - 150	SAK46	52.5	40	52	26.0	M10	39	37.4	5	
With thrust plate										
2.5 - 16	SAK31	19.5	16	24	13.0	M5	6	4.1	10	
2.5 - 25	SAK33	25.5	21	27	14.0	M6	8	7.0	10	
	SAK35	25.0	22	30	15.0	M7	14	7.9	10	
6 - 35	SAK37	28.0	23	32	16.0	M7	14	10.2	10	
6 - 50	SAK39	33.0	26	32	17.0	M7	14	12.8	10	
10 - 50	SAK41	32.5	27	34.5	18.0	M8	20	14.7	10	
6 - 70	SAK43	37.0	29	38.5	19.0	M8	20	19.1	5	
10 - 95	SAK45	41.0	36	43	20.0	M8	20	25.0	5	
16 - 150	SAK47	52.5	40	52	26.0	M10	39	39.0	5	

C-Clamps, Cu

- ▶ Ideal for clamping identical conductor cross-sections e.g. to VDE 0295 classes 1 and 2
- ▶ The split of the main conductor is omitted



Characteristics

- Total cross-section: 16 - 95 mm²
- Optimum conducting characteristics in combination with compound

Material

- Cu-ETP

Surface

- Tin-plated to protect against corrosion (other surfaces available upon request)

Order info

- Bright finish version also available, part number appendix "bk"



Part No.	Conductor size rm/re		Dimension mm		Weight/ 100 pcs. ~ kg	Packing unit/pcs
	Main Conductor	Junction	b	l		
CK16	16/25	16/25	16.0	15	0.94	25
CK25	25/35	25/35	20.0	16	1.68	25
CK35	35/50	35/50	25.7	22	3.42	25
CK50	50/-	50/-	28.0	23	4.88	25
CK70	70/-	70/-	34.0	28	9.69	10
CK95	95/-	95/-	35.0	28	7.30	10

- ▶ rm = round multi-stranded
- ▶ re = round solid

- ▶ **Tools: see chart page 150**

C-Clamps, Cu, Multi purpose clamps

- ▶ Ideal for clamping non-identical conductor cross-sections e.g. to VDE 0295 classes 1 and 2
- ▶ The split of the main conductor is omitted



Characteristics

- Total cross-section: 2.5 - 185 mm²
- Optimum conducting characteristics in combination with compound

Material

- Cu-ETP

Surface

- Tin-plated to protect against corrosion

Order info

- Bright finish version also available, part number appendix "bk"




Part No.	Conductor size rm/re		Dimension mm		Weight/ 100 pcs. ~ kg	Packing unit/pcs
	Main conductor	Junction	b	l		
MCK44	2.5 - 4/2.5 - 4	2.5 - 4/2.5 - 4	9.8	8	0.185	25
MCK1010	6 - 10/10	4 - 6/4 - 10	12.0	12	0.460	25
MCK1016	10 - 16/16	4 - 10/4 - 10	19.0	17	1.900	25
MCK1025	16 - 25/25	4 - 10/4 - 10	19.0	17	1.900	25
MCK3535	16 - 25/25 - 35	16 - 25/16 - 35	20.0	17	1.750	25
MCK2550	35/50	4 - 25/4 - 25	24.8	23	4.400	25

C-Clamps, Cu, Multi purpose clamps

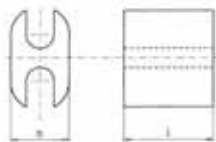
Part No.	Conductor size rm/re		Dimension mm		Weight/ 100 pcs. ~ kg	Packing unit/pcs
	Main conductor	Junction	b	l		
MCK5050	35/50	16 - 35/25 - 50	26.5	23	4.200	25
MCK3570	50 - 70/-	4 - 35/4 - 35	33.8	28	10.700	10
MCK3595	95/-	16 - 35	41.0	30	15.000	10
MCK7095	95/-	35 - 70	41.0	30	14.000	10
MCK120120	120/-	35 - 120	45.0	30	16.550	10
MCK150150	150/-	70 - 150	53.0	35	23.000	5
MCK185185	185/-	95 - 185	60.0	40	33.000	5

- ▶ rm = round multi-stranded
- ▶ re = round solid
- ▶ **Tools: see chart page 150**

H-Clamps, Cu



- ▶ Ideal for clamping identical conductor cross-sections e.g. to VDE 0295 class 2
- ▶ Acc. to EN 50164-1 lightning protection certified
- ▶ The split of the main conductor is omitted



Characteristics

- Total cross-section: 70 - 120 mm²
- H-shape allows simple processing
- Optimum conducting characteristics in combination with compound

Material

- Cu-ETP

Surface

- Tin-plated to protect against corrosion

Order info

- Bright finish version also available, part number appendix "bk"

Part No.	Conductor size rm		Dimension mm		Weight/ 100 pcs. ~ kg	Packing unit/pcs
	Main conductor	Junction	b	l		
AH7070*	70	70	17.0	28.0	6.5	25
AH9595	95	95	22.0	30.0	10.0	25
AH120120	120	120	24.0	25.0	9.8	25

- ▶ rm = round multi-stranded
- ▶ * = According to EN 50164-1 lightning protection certified
- ▶ **Tools: see chart page 151**

Compound for clamps



- ▶ Optimum conductivity properties for processing aluminum cable lugs and connectors and clamps (C and H-type)

Characteristics

- Water-resistant, with corundum for destroying the oxidation layer on contact surfaces
- Contents/can: 0.125 kg

Part No.
KF125

Screw connectors for shielded copper wires

- ▶ Suitable cross-section range, for example shielded copper wires
- ▶ Ideal for connecting identical and different conductor cross-sections

Characteristics

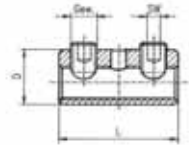
- Special grooved profile inside for removing the oxidation layer when screwing
- With inspection hole for monitoring cable entry

Material

- Insulated body: brass (CuZn)
- Screws: stainless steel, tin-plated

Surface

- Tin-plated



Part No.	Nominal cross section mm ²		Dimension mm		Number of screws	bolt data			Weight/ 100 pcs. ~ kg	Packing unit/ pcs
	rm	re	D	L		AF	Thread	Md Nm		
SV100	6 - 25	6 - 35	14	40	2	4	M8x1	10	3.9	4

▶ rm = round multi-stranded

▶ re = round solid

⚠ Please observe instructions at "Technical appendix" on page i-9

Screw connectors for street lighting

- ▶ Suitable cross-section range for street lighting
- ▶ Ideal for connecting identical and different conductor cross-sections

Characteristics

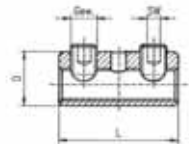
- Special grooved profile inside for removing the oxidation layer when screwing
- With inspection hole for monitoring cable entry

Material

- Insulated body: brass (CuZn)
- Screws: stainless steel, tin-plated

Surface

- Tin-plated, bright finished version available (part number appendix "BK")



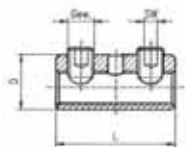
Part No.	Nominal cross section mm ²		Dimension mm		Number of screws	bolt data			Weight/ 100 pcs. ~ kg	Packing unit/ pcs
	rm	re	D	L		AF	Thread	Md Nm		
SV200	2.5 - 10	2.5 - 16	10	30	2	2.5	M5x1.5	1.35	4	
SV200BK	2.5 - 10	2.5 - 16	10	30	2	2.5	M5x1.5	1.35	4	

▶ rm = round multi-stranded

▶ re = round solid

⚠ Please observe instructions at "Technical appendix" on page i-9

Screw connector with 2 screws



- ▶ Ideal for connecting identical and different conductor cross-sections
- ▶ For connecting different conductor types and materials, e.g. to VDE 0295 Class 1 and 2 and Al conductors to DIN 48201 part 5
- ▶ With inspection hole for monitoring cable entry (dissimilar materials must not come into contact)

Characteristics

- Total cross-section: 2.5 - 185 mm²
- Special grooved profile inside for removing the oxidation layer when screwing
- Either with or without shear head, shear head partly fixed
- Version with 2 screws

Material

- Insulated body: high-tensile aluminum alloy
- Screws: copper alloy, tin-plated

Surface

- Bright finished or tin-plated

Order info

- * = fixed version, part number appendix "NL"
- ** = Version with fixed countersink shear head, part number appendix "VK"

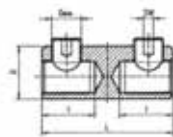
Nominal cross section mm ²		Part No.	Dimension mm		bolt data			Weight/ 100 pcs. ~ kg	Packing unit/ pcs
rm/sm	rm(v)/re/se		D	L	AF	Thread	Md Nm		
Without shear head, bright finished									
6 - 25	6 - 35	SV303	14	40	4	M8x1	8	1.5	4
6 - 35	6 - 50	SV300	16	40	4	M10x2	8	1.7	4
16 - 95	16 - 95	SV301	25	55	5	M12x16	20	6.6	4
--	35 - 150	SV308	28	70	6	M18x1.5	25	11.3	4
35 - 185	35 - 185	SV302	32	80	6	M18x1.5	25	16	4
Without shear head, tin-plated									
6 - 25	6 - 35	SV303V	14	40	4	M8x1	8	1.5	4
Cu 2.5/Al 6 - 35	Cu 2.5/Al 6 - 50	SV300V	16	40	4	M10x2	8	1.7	4
16 - 35	16 - 50	SV307V	22	57	5	M10x1.5	15	4.7	4
16 - 95	16 - 95	SV301V	25	55	5	M12x16	20	6.6	4
35 - 185	35 - 185	SV302V	32	80	6	M18x1.5	25	16	4
With shear head, bright finished									
6 - 25	6 - 35	*SV303AK	14	40	4	M8x1	8	1.5	1
6 - 35	--	SV304AKNL	16	40	4	M10x1	8	1.7	4
16 - 35	16 - 50	SV307AKNL	22	57	5	M10x1.5	15	4.7	4
16 - 95	16 - 95	SV301AK	25	55	5	M12x16	20	6.6	4
35 - 185	35 - 185	SV302AK	32	80	6	M18x1.5	25	16	4
With shear head, tin-plated									
Cu 2.5/Al 6 - 35	Cu 2.5/Al 6 - 50	SV304AKNLV	16	40	4	M10x1	8	1.7	4
16 - 95	16 - 95	**SV301AKV	55	55	5	M12x16	20	6.6	4
35 - 185	35 - 185	SV302AKV	32	80	6	M18x1.5	25	16	4

- ▶ sm/se - conductor needs to be pre-rounded
- ▶ rm = round multi-stranded
- ▶ rm (v) = round multi-stranded compacted
- ▶ sm = sector stranded
- ▶ re = round solid
- ▶ se = sector solid

🔗 Please observe instructions at "Technical appendix" on page i-9

Screw connectors with barrier

- ▶ Ideal for connecting identical and different conductor cross-sections
- ▶ For connecting different conductor types and materials, e.g. to VDE 0295 Class 1 and 2 and Al conductors to DIN 48201 part 5



Characteristics

- Total cross-section: 2.5 - 185 mm²
- Special grooved profile inside for removing the oxidation layer when screwing
- Either with or without shear head, shear head partly fixed
- Version with 2 screws and barrier

Material

- Insulated body: high-tensile aluminum alloy
- Screws: copper alloy, tin-plated

Surface

- Bright finished or tin-plated

Order info

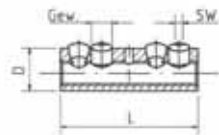
- * = Version with fixed countersink shear head, part number appendix "VK"

Nominal cross section mm ²		Part No.	Dimension mm			bolt data			Weight/ 100 pcs. ~ kg	Packing unit/ pcs
rm/sm	rm(v)/re/se		D	l	L	AF	Thread	Md Nm		
Without shear head, bright finished										
2.5 - 35	2.5 - 50	SV315	16	17.5	40	4	M10x1	9	1.7	4
16 - 95	16 - 95	SV309	25	22	55	5	M12x1	20	6.6	4
--	35 - 150	SV320	28	31	70	6	M18x1.5	25	11.3	4
35 - 185	35 - 185	SV310	32	32	80	6	M18x1.5	25	16	4
Without shear head, tin-plated										
Cu 2.5/ Al 6 - 35	Cu 2.5/Al 6 - 50	SV315V	16	17.5	40	4	M10x1	9	1.7	4
16 - 95	16 - 95	SV309V	25	22	55	5	M12x1	20	6.6	4
--	35 - 150	SV320V	28	31	70	6	M18x1.5	25	11.3	4
35 - 185	35 - 185	SV310V	32	32	80	6	M18x1.5	25	16	4
With shear head, bright finished										
6 - 25	6 - 35	SV311AKNL	14	17.5	40	4	M8x1	8	1.5	4
6 - 35	--	SV312AKNL	16	17.5	40	4	M10x1	8	1.7	4
16 - 95	16 - 95	SV309AK	25	22	55	5	M12x1	20	6.6	4
35 - 185	35 - 185	SV310AK	32	32	80	6	M18x1.5	25	16	4
With shear head, tin-plated										
Cu 2.5/ Al 6-35	Cu 2.5/Al 6-50	SV312AKNLV	16	17.5	40	4	M10x1	8	1.7	4
16 - 35	16 - 50	SV319AKNLV	22	24	57	4	M12x1	15	7.6	4
16 - 95	16 - 95	*SV309AKV	25	22	55	5	M12x1	20	6.6	4
35 - 185	35 - 185	*SV310AKV	32	32	80	6	M18x1.5	25	16	4

- ▶ sm/se - conductor needs to be pre-rounded
- ▶ rm = round multi-stranded
- ▶ rm (v) = round multi-stranded compacted
- ▶ sm = sector stranded
- ▶ re = round solid
- ▶ se = sector solid

⚠ Please observe instructions at "Technical appendix" on page i-9

Screw connectors with 4 screws



- ▶ Ideal for connecting identical and different conductor cross-sections
- ▶ For connecting different conductor types and materials, e.g. to VDE 0295 Class 1 and 2 and Al conductors to DIN 48201 part 5
- ▶ With inspection hole for monitoring cable entry (dissimilar materials must not come into contact)

Characteristics

- Total cross-section: 25 - 185 mm²
- Special grooved profile inside for removing the oxidation layer when screwing
- Either with or without shear head
- Version with 4 screws

Material

- Insulated body: high-tensile aluminum alloy
- Screws: copper alloy, tin-plated

Surface

- Bright finished or tin-plated

Nominal cross section mm ²		Part No.	Dimension mm		bolt data			Weight/ 100 pcs. ~ kg	Packing unit/pcs
rm/sm	rm(v)/re/se		D	L	AF	Thread	Md Nm		
Without shear head, bright finished									
25 - 95	25 - 95	SV305	25	92	5	M12x1	20	12	4
35 - 185	35 - 185	SV306	32	108	6	M18x1.5	25	25	4
Without shear head, tin-plated									
25 - 95	25 - 95	SV305V	25	92	5	M12x1	20	12	4
35 - 185	35 - 185	SV306V	32	108	6	M18x1.5	25	25	4
With shear head, bright finished									
25 - 95	25 - 95	SV305AK	25	92	5	M12x1	20	12	4
35 - 185	35 - 185	SV306AK	32	108	6	M18x1.5	25	25	4
With shear head, tin-plated									
25 - 95	25 - 95	SV305AKV	25	92	5	M12x1	20	12	4
35 - 185	35 - 185	SV306AKV	32	108	6	M18x1.5	25	25	4

▶ sm/se - conductor needs to be pre-rounded

▶ rm = round multi-stranded

▶ rm (v) = round multi-stranded compacted

▶ sm = sector stranded

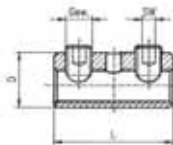
▶ re = round solid

▶ se = sector solid

🔗 Please observe instructions at "Technical appendix" on page i-9

Insulated screw connectors

- ▶ Ideal for connecting identical and different conductor cross-sections
- ▶ For connecting different conductor types and materials, e.g. to VDE 0295 Class 1 and 2 and Al conductors to DIN 48201 part 5
- ▶ With inspection hole for monitoring cable entry (dissimilar materials must not come into contact)



Characteristics

- Total cross-section: 6 - 185 mm²
- Special grooved profile inside for removing the oxidation layer when screwing
- Insulated body
- Version with 2 screws, without barrier
- Either with or without shear head

Material

- Insulated body: high-tensile aluminum alloy
- Screws: copper alloy, tin-plated

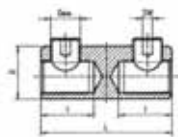
Surface

- Bright finished or tin-plated

Nominal cross section mm ²		Part No.	Dimension mm		AF	bolt data		Weight/ 100 pcs. ~ kg	Packing unit/pcs
rm/sm	rm(v)/re/se		D	L		Thread	Md Nm		
Without shear head, bright finished									
6 - 25	6 - 35	SV400	14	40	4	M8x1	8	1.7	4
25 - 95	25 - 95	SV410	25	55	5	M12x1	20	6	4
35 - 185	35 - 185	SV420	32	80	6	M18x1.5	25	14.5	4
Without shear head, tin-plated									
16 - 35	16 - 50	SV405V	22	57	5	M10x1.5	15	5	4
35 - 185	35 - 185	SV420V	32	80	6	M18x1.5	25	14.5	4
With shear head, bright finished									
25 - 95	25 - 95	SV410AK	25	55	5	M12x1	20	6	4
35 - 185	35 - 185	SV420AK	32	80	6	M18x1.5	25	14.5	4

- ▶ rm = round multi-stranded
- ▶ rm (v) = round multi-stranded compacted
- ▶ sm = sector stranded
- ▶ re = round solid
- ▶ se = sector solid
- ▶ sm/se - conductor needs to be pre-rounded
- ⚠ Please observe instructions at "Technical appendix" on page i-9

Insulated screw connectors with barrier



- ▶ Ideal for connecting identical and different conductor cross-sections
- ▶ For connecting different conductor types and materials, e.g. to VDE 0295 Class 1 and 2 and Al conductors to DIN 48201 part 5

Characteristics

- Total cross-section: 25 - 185 mm²
- Special grooved profile inside for removing the oxidation layer when screwing
- Insulated body
- Version with 2 screws
- Either with or without shear head

Material

- Insulated body: high-tensile aluminum alloy
- Screws: copper alloy, tin-plated

Surface

- Bright finished

Order info

- ** = Version with fixed countersink shear head, part number appendix "VK"

Nominal cross section mm ²		Part No.	Dimension mm			bolt data			Weight/ 100 pcs. ~ kg	Packing unit/ pcs
rm/sm	rm(v)/re/se		D	I	L	AF	Thread	Md Nm		
Without shear head										
25 - 95	25 - 95	SV430	25	22	55	5	M12x1	20	6.6	4
35 - 185	35 - 185	SV440	32	32	80	6	M18x1.5	25	16.0	4
With shear head										
25 - 95	25 - 95	SV430AK	25	22	55	5	M12x1	20	6.6	4
35 - 185	35 - 185	**SV440AK	32	32	80	6	M 18 x 1.5	25	16.0	4

- ▶ sm/se - conductor needs to be pre-rounded
- ▶ rm = round multi-stranded
- ▶ rm (v) = round multi-stranded compacted
- ▶ sm = sector stranded
- ▶ re = round solid
- ▶ se = sector solid

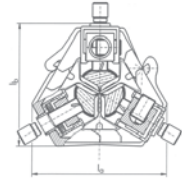
ⓘ Please observe instructions at "Technical appendix" on page i-9

Compact tap connectors with shear head, for three conductor cable

- ▶ Suitable for main and branch conductors made from Al and Cu
- ▶ The split of the main conductor is omitted
- ▶ For use e.g. with energy suppliers

Characteristics

- To VDE, can be installed under voltage with corresponding fully insulated assembly tools
- With shear heads for the main conductor, fixed




Nominal cross section mm ² Main conductor				Tap conductor		Part No.	Clamp data Dimension mm			Circle dia.	Bolts		Weight/ pcs. ~kg	Packing unit/pcs
Cu rm/ sm	Cu rm(v) / re/se	Al rm/sm	Al rm(v) / re/se	rm/sm	rm(v)/ re/se		la	lb	Width		AF	Thread		
70 - 150	70 - 150	70 - 150	70 - 150	6 - 70	6 - 95	KSK1503	84	76	45	90	5	M10x1/ M10	0.35	1

- ▶ sm/se - conductor needs to be pre-rounded
- ▶ rm = round multi-stranded
- ▶ rm (v) = round multi-stranded compacted
- ▶ sm = sector stranded
- ▶ re = round solid
- ▶ se = sector solid

ⓘ Please observe instructions at the Technical Appendix" on page i-10 and the corresponding assembly tools on page 476

Compact tap connectors with shear head, for four conductor cable



- ▶ Suitable for main and branch conductors made from Al and Cu
- ▶ The split of the main conductor is omitted
- ▶ For use e.g. with energy suppliers

Characteristics

- To VDE, can be installed under voltage with corresponding fully insulated assembly tools
- With shear heads for the main conductor, fixed

Nominal cross section mm ² Main conductor				Tap conductor		Part No.	Clamp data Dimension mm			Bolt data			Weight/ pcs. ~kg	Packing unit/pcs
Cu rm/sm	Cu rm(v) / re/se	Al rm/sm	Al rm(v) / re/se	rm/sm	rm(v)/ re/se		la	lb	Width	Circle dia.	AF	Thread		
70 - 150	70 - 150	70 - 150	70 - 150	6 - 70	6 - 95	KSK1504	107	90	46	110	5	M10x1/ M10	0.63	1
70 - 150	70 - 150	70 - 150	70 - 185	6 - 35	6 - 50	KSK1854	107	90	52	106	5	M10x1/ M10	0.58	1

- ▶ sm/se - conductor needs to be pre-rounded
- ▶ rm = round multi-stranded
- ▶ rm (v) = round multi-stranded compacted
- ▶ sm = sector stranded
- ▶ re = round solid
- ▶ se = sector solid

ⓘ Please observe instructions at the "Technical Appendix" on page i-10 and the corresponding assembly tools at page 476

 Compact tap connector, for four conductor cable, for main conductor 25-50 mm² Cu rm/sm


- ▶ Suitable for main and branch conductors made from Al and Cu
- ▶ The split of the main conductor is omitted
- ▶ For use e.g. with energy suppliers

Characteristics

- To VDE, can be installed under voltage with corresponding fully insulated assembly tools

Nominal cross section mm ² Main conductor				Tap conductor		Part No.	Dimension mm			Bolt data			Weight/ pcs. ~kg	Packing unit/pcs
Cu rm/sm	Cu rm(v) / re/se	Al rm/sm	Al rm(v) / re/se	rm/sm	rm(v)/ re/se		la	lb	Width	Circle dia.	AF	Thread		
25 - 50	25 - 50	25 - 50	35 - 70	6 - 35	6 - 50	KSK504	88	75	50	91	5	M10x1/ M10	0.46	1

- ▶ sm/se - conductor needs to be pre-rounded
- ▶ rm = round multi-stranded
- ▶ rm (v) = round multi-stranded compacted
- ▶ sm = sector stranded
- ▶ re = round solid
- ▶ se = sector solid

ⓘ Please observe instructions at the Technical Appendix" on page i-11 and the corresponding assembly tools on page 476

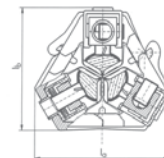
Compact tap connectors, for three conductor cable

- ▶ Suitable for main and branch conductors made from Al and Cu
- ▶ The split of the main conductor is omitted
- ▶ For use e.g. with energy suppliers



Characteristics

- To VDE, can be installed under voltage with corresponding fully insulated assembly tools



Nominal cross section mm ² Main conductor				Tap conductor		Part No.	Dimension mm			Bolt data			Weight/ pcs. ~kg	Packing unit/pcs
Cu rm/sm	Cu rm(v) / re/se	Al rm/sm	Al rm(v) / re/se	rm/sm	rm(v)/ re/se		la	lb	Width	Circle dia.	AF	Thread		
70 - 150	70 - 150	70 - 150	70 - 150	6 - 70	6 - 95	SKR1503	84	76	45	90	5	M10x1/ M10	0.38	1

- ▶ sm/se - conductor needs to be pre-rounded
- ▶ rm = round multi-stranded
- ▶ rm (v) = round multi-stranded compacted
- ▶ sm = sector stranded
- ▶ re = round solid

- ▶ se = sector solid
- ▶ Please observe instructions at the Technical Appendix* on page i-10 and the corresponding assembly tools at page 476

Compact tap connectors, for four conductor cables, for main conductor 70 - 150 mm² Cu rm/sm

- ▶ Suitable for main and branch conductors made from Al and Cu
- ▶ The split of the main conductor is omitted
- ▶ For use e.g. with energy suppliers



Characteristics

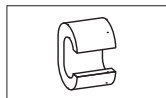
- To VDE, can be installed under voltage with corresponding fully insulated assembly tools
- Suitable for main and branch conductors made from Al and Cu



Nominal cross section mm ² Main conductor				Tap conductor		Part No.	Dimension mm			Bolt data			Weight/ pcs. ~kg	Packing unit/pcs
Cu rm/sm	Cu rm(v) / re/se	Al rm/sm	Al rm(v) / re/se	rm/sm	rm(v)/ re/se		la	lb	Width	Circle dia.	AF	Thread		
70 - 95	70 - 95	70 - 95	70 - 120	6 - 35	6 - 50	SKR1204	90	77	50	93	5	M10x1/ M10	0.46	1
70 - 120	70 - 120	70 - 120	70 - 150	6 - 35	6 - 50	SKR150504	93	80	50	62	5	M10x1/ M10	0.46	1
70 - 120	70 - 120	70 - 150	70 - 150	6 - 70	6 - 95	SKR1504	107	90	46	110	5	M10x1/ M10	0.62	1
95 - 150	95 - 150	95 - 150	95 - 150	16 - 120	16 - 150	SKR1501504	118	118	93	120	5	M12x1/ M12	1.34	1
95 - 150	95 - 150	95 - 150	95 - 185	6 - 70	6 - 95	SKR1854	107	96	46	114	5	M10x1/ M10	0.58	1

- ▶ sm/se - conductor needs to be pre-rounded
- ▶ rm = round multi-stranded
- ▶ rm (v) = round multi-stranded compacted
- ▶ sm = sector stranded
- ▶ re = round solid


- ▶ se = sector solid
- ▶ Please observe instructions at the Technical Appendix* on page i-10 and the corresponding assembly tools at page 476



■ Tool application chart

C-Clamps

Crimping range corresponds to nominal cross-section mm²	Crimping tools		Tool type						Crimp profile	Page (Tool)	
	Tools	Crimping head/ Adapter	Mechanical crimping tools	mechanical, electrical, pneumatic, crimping tools with interchangeable dies/heads	Hand hydraulic crimping tools	Battery powered crimping tools	Hydraulic crimping systems	Hydraulic crimping heads			
4-35	K354			•					○	260	
	EK354					•			○	314	
	EK354L					•			○	316	
4-50	K18			•					○	262	
	HK6018					•			○	286	
	EK5018L						•		○	320	
	PK18							•	○	362	
	THK18						•		○	362	
	HK60UNV + UA18					•			○	354	
	EK60UNVL + UA18						•		○	357	
	EKM60UNVL + UA18						•		○	356	
	PK60UNV + UA18							•	○	355	
	K22				•					○	264
	HK6022						•			○	288
	EK6022L							•		○	324
	EKM6022L							•		○	322
	PK22								•	○	364
	THK22							•		○	364
HK60UNV + UA22					•				○	354	
EK60UNVL + UA22							•		○	357	
EKM60UNVL + UA22							•		○	356	
PK60UNV + UA22								•	○	355	
10-70	HK12030				•				○	292	
	HK12042					•			○	294	
	HK120U					•			○	296	
	EK12030L						•		○	330	
	EK12042L						•		○	332	
	EK120UL						•		○	334	
	EK120UNVL						•		○	358	
	HK122EL380						•		○	390	
	PK12042							•	○	368	
	PK120U							•	○	370	
10-185	HK252						•		○	388	
	HK252EL380						•		○	391	
	PK252							•	○	372	



■ Tool application chart

H-Clamps

Crimping range corresponds to nominal cross-section mm ²	Crimping tools			Tool type					Crimp profile	Page (Tool)
	Tools	Crimping head/ Adapter	Mechanical crimping tools	mechanical, electrical, pneumatic, crimping tools with interchangeable dies/heads	Hand hydraulic crimping tools	Battery powered crimping tools	Hydraulic crimping systems	Hydraulic crimping heads		
70	K22			•					○	264
	HK6022				•				○	288
	EK6022L					•			○	324
	EKM6022L					•			○	322
	EK60UNVL	+ UA22				•			○	357
	THK22						•		○	364
	PK22							•	○	364
70-120	HK12030				•				○	292
	HK12042				•				○	294
	HK120U				•				○	296
	EK12030L					•			○	330
	EK12042L					•			○	332
	EK120UL					•			○	334
	EK120UNVL					•			○	358
	HK122EL380						•		○	390
	PK12042							•	○	368
	PK120U							•	○	370
	HK252						•		○	388
	HK252EL380						•		○	391
	PK252							•	○	372

No more spliced conductors.


Non-insulated and insulated cable end-sleeves.

Crimped cable end-sleeves avoid splicing of individual wires of fine and superfine stranded copper conductors. In addition, cables can be inserted into connecting terminals much more easily, effective electrical connections in the terminals being guaranteed.

Cable end-sleeves are made from high quality electrolytic copper and are tin or silver-plated to prevent oxidation.



- Non-insulated cable end-sleeves to DIN 46228, Part 1.
- Insulated cable end-sleeves to DIN 46228, Part 4, with CSA testing.
- Insulated twin cable end sleeves for conductor loops.
- Insulated cable end-sleeves for short circuit-resistant conductors.



The easy-entry insulation enables fast insertion of conductors with no splicing.



■ *Non-insulated cable end-sleeves* in all sizes and lengths.

- ▶ With nominal cross sections from 0.25 mm² to 240 mm².
- ▶ Also silver plated design.

Benefits:

- ▶ Fine and superfine stranded conductors up to a nominal cross section of 240 mm² can be crimped to the standardized chamber dimension without splicing and within the DIN range.
- ▶ The silver plated design provides excellent conductivity and outstanding contact properties and are the ideal solution for applications in aggressive environments.
- ▶ Klauke crimping profiles, such as the special trapezoid crimp, enable crimping of thinned, compacted or fine stranded conductors.



■ *Polypropylene* makes the difference.



- ▶ Insulated cable end-sleeves with nominal cross-sections from 0.14 mm² to 150 mm².
- ▶ Calibrated cable end-sleeves **can be used in fully-automated cable harness processing.**
- ▶ Designs to DIN 46228, Part 4, and two further colour codes.
- ▶ In different lengths.
- ▶ With easy-entry polypropylene insulation for continuous load to 105 °C.
- ▶ Halogen-free
- ▶ CSA-tested designs.
- ▶ With nominal cross-sections from 1.5 mm² to 16 mm² for short circuit-resistant conductors.

Benefits:

- ▶ The conductors can be **connected to the clamps better and faster** after crimping.
- ▶ Calibrated precision.
- ▶ Easy-entry polypropylene insulation for simple conductor insertion.
- ▶ Halogen-free insulation prevents hydrochloric acid-containing vapours from developing in case of fire.
- ▶ Permanently safe installation with heat and age-resistant plastic collars.

■ *Simple, multiple population.*

- ▶ Twin cable end-sleeves with nominal cross sections from 0.25 mm² to 16 mm².
- ▶ In different lengths.
- ▶ DIN colour code.
- ▶ Halogen-free polypropylene insulation.
- ▶ CSA-tested.

Benefits:

- ▶ In tight areas, twin cable end-sleeves are often the only alternative for conductor loops.
- ▶ **The solution for multiple configuration of clamps.**



Cable end-sleeves, acc. to DIN, copper



- ▶ For fine and superfine stranded conductors, e.g. VDE 0295 Class 5 and 6
- ▶ Burr-free, with expansion for easy cable insertion
- ▶ Crimped cable end-sleeves for easy mounting to cable clamps

Characteristics

- Total cross-section: 0.25 - 240 mm²
- Acc. to DIN 46228 part 1 and similar versions

Material

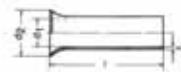
- Copper acc. to EN 13600

Surface

- Tin-plated

Order info

- Silver plated version also available, without part number appendix "V", exception: part number 705V silver plated = part number 7050



Nominal cross section mm ²	Part No.	Dimension mm				Weight/ 1000 pcs.~ kg	Packing unit/pcs
		d1	d2	l	s		
0.25	*695V	0.75	1.7	5	0.15	0.02	1000
	*697V	0.75	1.7	7	0.15	0.03	1000
0.34	*705V	0.85	1.8	5	0.15	0.02	1000
	*707V	0.85	1.8	7	0.15	0.03	1000
0.5	*718V	1.00	2.1	6	0.15	0.03	1000
	*7186V	1.00	2.1	8	0.15	0.04	1000
	*71810V	1.00	2.1	10	0.15	0.05	1000
	*718V	1.20	2.3	6	0.15	0.04	1000
0.75	*718V	1.20	2.3	8	0.15	0.05	1000
	*7110V	1.20	2.3	10	0.15	0.06	1000
	*7112V	1.20	2.3	12	0.15	0.08	1000
	*7115V	1.20	2.3	15	0.15	0.09	1000
	*72S6V	1.40	2.5	6	0.15	0.04	1000
1	*72S8V	1.40	2.5	8	0.15	0.06	1000
	*72S10V	1.40	2.5	10	0.15	0.07	1000
	*72S12V	1.40	2.5	12	0.15	0.08	1000
	*72S15V	1.40	2.5	15	0.15	0.10	1000
	*726V	1.70	2.8	6	0.15	0.05	1000
	*727V	1.70	2.8	7	0.15	0.06	1000
1.5	*728V	1.70	2.8	8	0.15	0.07	1000
	*7210V	1.70	2.8	10	0.15	0.09	1000
	*7212V	1.70	2.8	12	0.15	0.10	1000
	*7215V	1.70	2.8	15	0.15	0.13	1000
	*7218V	1.70	2.8	18	0.15	0.15	1000
	*7220V	1.70	2.8	20	0.15	0.17	1000
	*737V	2.20	3.4	7	0.15	0.08	1000
	*738V	2.20	3.4	8	0.15	0.09	1000
2.5	*7310V	2.20	3.4	10	0.15	0.11	1000
	*7312V	2.20	3.4	12	0.15	0.13	1000
	*7315V	2.20	3.4	15	0.15	0.17	1000
	*7318V	2.20	3.4	18	0.15	0.20	1000
	*7320V	2.20	3.4	20	0.15	0.22	1000

Cable end-sleeves, acc. to DIN, Cu

Nominal cross section mm ²	Part No.	Dimension mm				Weight/ 1000 pcs.– kg	Packing unit/pcs	
		d1	d2	l	s			
4	*748V	2.80	4.0	8	0.20	0.14	1000	
	749V	2.80	4.0	9	0.20	0.16	1000	
	*7410V	2.80	4.0	10	0.20	0.17	1000	
	7412V	2.80	4.0	12	0.20	0.20	1000	
	7415V	2.80	4.0	15	0.20	0.27	1000	
	7418V	2.80	4.0	18	0.20	0.32	1000	
	*7420V	2.80	4.0	20	0.20	0.35	1000	
6	7510V	3.50	4.7	10	0.20	0.23	100	
	7512V	3.50	4.7	12	0.20	0.27	100	
	7515V	3.50	4.7	15	0.20	0.34	100	
	7518V	3.50	4.7	18	0.20	0.40	100	
	*7520V	3.50	4.7	20	0.20	0.45	100	
	*7525V	3.50	4.7	25	0.20	0.56	100	
	*7610V	4.5	5.8	10	0.2	0.27	100	
10	7612V	4.5	5.8	12	0.2	0.33	100	
	7615V	4.5	5.8	15	0.2	0.41	100	
	7618V	4.5	5.8	18	0.2	0.49	100	
	*7620V	4.5	5.8	20	0.2	0.55	100	
	*7625V	4.5	5.8	25	0.2	0.68	100	
	16	7712V	5.8	7.5	12	0.2	0.43	100
		7715V	5.8	7.5	15	0.2	0.53	100
7718V		5.8	7.5	18	0.2	0.60	100	
*7720V		5.8	7.5	20	0.2	0.70	100	
7725V		5.8	7.5	25	0.2	0.87	100	
7732V		5.8	7.5	32	0.2	1.11	100	
25		*7812V	7.3	9.5	12	0.2	0.80	50
	7815V	7.3	9.5	15	0.2	0.99	50	
	7818V	7.3	9.5	18	0.2	1.18	50	
	*7820V	7.3	9.5	20	0.2	1.31	50	
	7825V	7.3	9.5	25	0.2	1.63	50	
	*7828V	7.3	9.5	28	0.2	1.82	50	
	7832V	7.3	9.5	32	0.2	2.07	50	
35	*7912V	8.3	11.0	12	0.2	0.90	50	
	*7915V	8.3	11.0	15	0.2	1.12	50	
	7918V	8.3	11.0	18	0.2	1.34	50	
	*7920V	8.3	11.0	20	0.2	1.48	50	
	*7922V	8.3	11.0	22	0.2	1.63	50	
	7925V	8.3	11.0	25	0.2	1.80	50	
	*7930V	8.3	11.0	30	0.2	2.20	50	
50	7932V	8.3	11.0	32	0.2	2.35	50	
	8018V	10.5	13.0	18	0.3	1.69	50	
	*8022V	10.5	13.0	22	0.3	2.05	50	
	8025V	10.5	13.0	25	0.3	2.32	50	
	*8030V	10.5	13.0	30	0.3	2.77	50	
	8032V	10.5	13.0	32	0.3	2.95	50	
	70	*8122V	12.7	15.0	22	0.4	3.31	25
*8125V		12.7	15.0	25	0.4	3.75	25	
*8130V		12.7	15.0	30	0.4	4.48	25	
*8132V		12.7	15.0	32	0.4	4.78	25	



Cable end-sleeves, acc. to DIN, Cu

Nominal cross section mm ²	Part No.	Dimension mm				Weight/ 1000 pcs.~ kg	Packing unit/pcs
		d1	d2	l	s		
95	*8225V	14.7	17.0	25	0.4	4.32	25
	*8230V	14.7	17.0	30	0.4	5.17	25
	*8232V	14.7	17.0	32	0.4	5.17	25
	*8234V	14.7	17.0	34	0.4	5.84	25
	*8330V	16.7	19.0	30	0.5	7.35	25
120	*8332V	16.7	19.0	32	0.5	7.83	25
	*8334V	16.7	19.0	34	0.5	8.31	25
	*8338V	16.7	19.0	38	0.5	9.28	25
	*8340V	16.7	19.0	40	0.5	9.76	25
	*8432V	18.7	21.0	32	0.5	8.75	25
150	*8434V	18.7	21.0	34	0.5	9.28	25
	*8438V	18.7	21.0	38	0.5	10.36	25
	*8440V	18.7	21.0	40	0.5	10.89	25
	*8532V	20.2	23.5	32	0.6	11.38	25
185	*8540V	20.2	23.5	40	0.6	14.17	25
	*8634V	23.0	24.0	34	0.5	11.25	25
240	*8640V	23.0	24.0	40	0.5	13.23	25

▶ * = not standardized

▶ Tools: see chart page 165

Cable end -sleeves, acc. to DIN, brass



- ▶ For fine and superfine stranded conductors, e.g. VDE 0295 Class 5 and 6
- ▶ Crimped cable end-sleeves for splice-free mounting to cable clamps

Characteristics

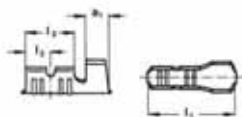
- Total cross-section: 0.5 - 2.5 mm²
- Acc. to DIN 46228, part 2

Material

- Brass (CuZn)

Surface

- Tin-plated to protect against corrosion

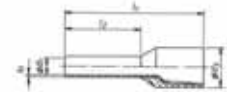


Nominal cross section mm ²	Nominal size to DIN	Part No.	Dimension mm					Weight/ 1000 pcs.~ kg	Packing unit/pcs
			a1	l1	l2	l3	s		
0.5-1	B 1 - 7	SHZ71	2.5	11	3.5	7	0.3	0.20	100
1.5	B 1.5 - 7	SHZ72	2.5	11	3.5	7	0.3	0.23	100
2.5	B 2.5 - 7	SHZ73	2.5	11	3.5	7	0.3	0.32	100

▶ Tools: see chart page 167

Insulated cable end-sleeves, acc. to DIN, Easy Entry

- ▶ For fine and superfine stranded conductors
- ▶ Easy-Entry insulation for easy cable insertion
- ▶ Crimped cable end-sleeves for easy mounting to cable clamps



Characteristics

- Total cross-section: 0.5 - 150 mm²
- Colour-coding and tube dimension to DIN 46228, part 4 (0.5 - 50 mm²)
- Halide free
- Heat resistant to 105° C

Material

- Copper acc. to EN 13600
- Synthetic material: polypropylene

Surface

- Tin-plated to protect against corrosion

Order info

- Now also available in handy plastic boxes for smaller requirements, part number appendix "SB"

Nominal cross section mm ²	Part No.	Colour	Dimension mm					Weight/ 1000 pcs.~ kg	Packing unit/ pcs
			d1	d3	l1	l2	s1		
0.5	4696	□	1.0	3.1	12	6	0.15	0.070	1000
	4698	□	1.0	3.1	14	8	0.15	0.070	1000
	GR4698	□	1.0	3.1	14	8	0.15	0.070	500 ***
	46910	□	1.0	3.1	16	10	0.15	0.085	1000
0.75	4706	■	1.2	3.3	12	6	0.15	0.080	1000
	4708	■	1.2	3.3	14	8	0.15	0.080	1000**
	GR4708	■	1.2	3.3	14	8	0.15	0.080	500 ***
	47010	■	1.2	3.3	16	10	0.15	0.100	1000
1	47012	■	1.2	3.3	18	12	0.15	0.105	1000
	4716	■	1.4	3.5	12	6	0.15	0.090	1000
	4718	■	1.4	3.5	14	8	0.15	0.100	1000**
	GR4718	■	1.4	3.5	14	8	0.15	0.100	500 ***
1.5	47110	■	1.4	3.5	16	10	0.15	0.120	1000
	47112	■	1.4	3.5	18	12	0.15	0.125	1000
	4726	■	1.7	4.0	12	6	0.15	0.105	1000
	4728	■	1.7	4.0	14	8	0.15	0.110	1000**
2.5	GR4728	■	1.7	4.0	14	8	0.15	0.110	500 ***
	47210	■	1.7	4.0	16	10	0.15	0.130	1000
	47212	■	1.7	4.0	18	12	0.15	0.150	1000
	47218	■	1.7	4.0	24	18	0.15	0.190	1000
4	4738	■	2.2	4.7	14	8	0.15	0.150	1000**
	GR4738	■	2.2	4.7	14	8	0.15	0.150	500 ***
	47312	■	2.2	4.7	18	12	0.15	0.200	1000
6	47318	■	2.2	4.7	24	18	0.15	0.250	1000
	47410	■	2.8	5.4	17	10	0.20	0.210	100**
	47412	■	2.8	5.4	20	12	0.20	0.250	100
10	47418	■	2.8	5.4	26	18	0.20	0.320	100
	47512	■	3.5	6.9	20	12	0.20	0.350	100**
	47518	■	3.5	6.9	26	18	0.20	0.460	100
16	47612	■	4.5	8.4	22	12	0.20	0.450	100**
	47618	■	4.5	8.4	28	18	0.20	0.650	100
16	47712	■	5.8	9.6	24	12	0.20	0.650	100**
	47718	■	5.8	9.6	28	18	0.20	0.800	100

Insulated cable end-sleeves, acc. to DIN, Easy Entry

Nominal cross section mm ²	Part No.	Colour	Dimension mm					Weight/ 1000 pcs.– kg	Packing unit/ pcs
			d1	d3	l1	l2	s1		
25	47816	Yellow	7.3	12.0	30	16	0.20	1.600	50
	47818	Yellow	7.3	12.0	32	18	0.20	1.700	50
	47822	Yellow	7.3	12.0	36	22	0.20	2.000	50
35	47916	Red	8.3	13.5	30	16	0.20	1.900	50
	47918	Red	8.3	13.5	32	18	0.20	2.100	50
	47925	Red	8.3	13.5	39	25	0.20	2.500	50
50	48020	Blue	10.3	16.0	36	20	0.30	3.300	50
	48025	Blue	10.3	16.0	40	25	0.30	3.600	50
70	*48121	Yellow	13.5	17.2	37	21	0.40	4.620	25
95	*48225	Red	14.7	19.2	44	25	0.40	6.000	25
120	*48327	Blue	16.7	21.4	48	27	0.45	7.850	25
150	*48432	Yellow	19.5	25.0	58	32	0.50	12.330	25


▶ * = not standardized

▶ ** = Also available in small handy packs

▶ *** = Quantity per bag

▶ Tools: see chart page 168

Insulated cable end-sleeves, acc. to DIN, Easy Entry, colour code 1



- ▶ For fine and superfine stranded conductors
- ▶ Easy-Entry insulation for easy cable insertion
- ▶ Crimped cable end-sleeves for easy mounting to cable clamps

Characteristics

- Total cross-section: 0.14 - 50 mm²
- Acc. to DIN 46228, part 4 (0.5 - 50 mm²)
- Halide free
- Heat resistant to 105° C

Material

- Copper acc. to EN 13600
- Synthetic material: polypropylene

Surface

- Tin-plated to protect against corrosion (other surfaces available upon request)

Nominal cross section mm ²	Part No.	Colour	Dimension mm					Weight/ 1000 pcs.– kg	Packing unit/ pcs
			d1	d3	l1	l2	s1		
0.14	*166GR	Grey	0.7	2.3	10.4	6	0.12	0.035	1000
	*166GRL	Grey	0.7	2.3	12.4	8	0.12	0.040	1000
0.25	*167H	Light Blue	0.8	2.3	10.4	6	0.15	0.045	1000
	*167HL	Light Blue	0.8	2.3	12.4	8	0.15	0.050	1000
0.34	*168T	Teal	0.8	2.5	10.4	6	0.15	0.045	1000
	*168TL	Teal	0.8	2.5	12.4	8	0.15	0.050	1000
0.5	1690K	Orange	1.0	3.0	12.0	6	0.15	0.070	1000
	1690	Orange	1.0	3.0	14.0	8	0.15	0.070	1000
	GR1690	Orange	1.0	3.0	14.0	8	0.15	0.070	500 **
	1690H	Orange	1.0	3.0	16.0	10	0.15	0.085	1000

Insulated cable end-sleeves, acc. to DIN, Easy Entry, colour code 1

Nominal cross section mm²	Part No.	Colour	Dimension mm					Weight/ 1000 pcs.~ kg	Packing unit/ pcs
			d1	d3	l1	l2	s1		
0.75	170WK	□	1.2	3.2	12.4	6	0.15	0.080	1000
	170W	□	1.2	3.2	14.6	8	0.15	0.080	1000
	GR170W	□	1.2	3.2	14.6	8	0.15	0.080	500 **
	170WH	□	1.2	3.2	16.4	10	0.15	0.100	1000
	170WL	□	1.2	3.2	18.4	12	0.15	0.105	1000
1	171GK	■	1.4	3.5	12.4	6	0.15	0.090	1000
	171G	■	1.4	3.5	14.6	8	0.15	0.100	1000
	GR171G	■	1.4	3.5	14.6	8	0.15	0.100	500 **
	171GH	■	1.4	3.5	16.4	10	0.15	0.120	1000
	171GL	■	1.4	3.5	18.4	12	0.15	0.125	1000
1.5	172RK	■	1.7	4.0	12.0	6	0.15	0.105	1000
	172RO	■	1.7	4.0	14.6	8	0.15	0.110	1000
	GR172RO	■	1.7	4.0	14.6	8	0.15	0.110	500 **
	172RH	■	1.7	4.0	16.4	10	0.15	0.130	1000
	172RM	■	1.7	4.0	18.4	12	0.15	0.140	1000
2.5	172RL	■	1.7	4.0	24.4	18	0.15	0.190	1000
	173B	■	2.3	4.9	15.2	8	0.15	0.150	1000
	GR173B	■	2.3	4.9	15.2	8	0.15	0.150	500 **
	173BH	■	2.3	4.9	19.0	12	0.15	0.200	1000
	173BL	■	2.3	4.9	25.0	18	0.15	0.250	1000
4	174GR	■	2.9	5.5	16.5	10	0.15	0.210	100
	174GRH	■	2.9	5.5	19.5	12	0.15	0.250	100
	174GRL	■	2.9	5.5	25.5	18	0.15	0.320	100
6	175S	■	3.5	6.3	20.0	12	0.20	0.350	100
	175SL	■	3.5	6.3	26.0	18	0.20	0.460	100
10	176E	■	4.5	8.0	21.5	12	0.20	0.450	100
	176EL	■	4.5	8.0	27.5	18	0.20	0.650	100
16	177GR	■	5.8	9.6	22.2	12	0.20	0.650	100
	177GRL	■	5.8	9.6	28.2	18	0.20	0.800	100
25	178BR	■	7.3	12.1	29.0	16	0.20	1.600	50
	178BRL	■	7.3	12.1	35.0	22	0.20	2.000	50
35	179B	■	8.3	13.6	30.0	16	0.20	1.900	50
	179BL	■	8.3	13.6	39.0	25	0.20	2.500	50
50	180O	■	10.3	16.4	36.4	20	0.35	3.300	50
	180OL	■	10.3	16.4	41.4	25	0.35	4.000	50

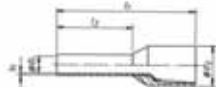

▶ * = not standardized

▶ ** = Quantity per bag

▶ Tools: see chart page 168



Insulated cable end-sleeves acc. to DIN, Easy Entry, colour code 2



- ▶ For fine and superfine stranded conductors
- ▶ Easy-Entry insulation for easy cable insertion
- ▶ Crimped cable end-sleeves for easy mounting to cable clamps

Characteristics

- Total cross-section: 0.14 - 25 mm²
- Acc. to DIN 46228, part 4 (0.5 - 25 mm²)
- Halide free
- Heat resistant to 105° C

Material

- Copper acc. to EN 13600
- Synthetic material: polypropylene

Surface

- Tin-plated to protect against corrosion

Nominal cross section mm ²	Part No.	Colour	Dimension mm					Weight/ 1000 pcs.~ kg	Packing unit/ pcs
			d1	d3	l1	l2	s1		
0.14	*1666	■	0.7	2.4	10.4	6	0.12	0.035	1000
	*1668	■	0.7	2.4	12.4	8	0.12	0.040	1000
0.25	*1676	■	0.8	2.5	11.0	6	0.15	0.045	1000
	*1678	■	0.8	2.5	13.0	8	0.15	0.050	1000
0.34	*1686	■	0.8	2.5	11.0	6	0.15	0.045	1000
	*1688	■	0.8	2.5	13.0	8	0.15	0.050	1000
0.5	1696	□	1.0	3.1	11.0	6	0.15	0.070	1000
	1698	□	1.0	3.1	13.0	8	0.15	0.080	1000
	GR1698	□	1.0	3.1	13.0	8	0.15	0.080	500**
0.75	1706	■	1.2	3.2	11.5	6	0.15	0.080	1000
	1708	■	1.2	3.2	13.5	8	0.15	0.095	1000
	GR1708	■	1.2	3.2	13.5	8	0.15	0.095	500**
1	1716	■	1.4	3.4	11.5	6	0.15	0.085	1000
	1718	■	1.4	3.4	13.5	8	0.15	0.100	1000
	GR1718	■	1.4	3.4	13.5	8	0.15	0.100	500**
1.5	1726	■	1.7	3.9	11.5	6	0.15	0.100	1000
	1728	■	1.7	3.9	13.5	8	0.15	0.120	1000
	GR1728	■	1.7	3.9	13.5	8	0.15	0.120	500**
	17210	■	1.7	3.9	16.4	10	0.15	0.130	1000
	17212	■	1.7	3.9	18.4	12	0.15	0.140	1000
	17218	■	1.7	3.9	22.8	18	0.15	0.220	1000
2.5	1738	■	2.2	4.7	14.5	8	0.15	0.140	1000
	GR1738	■	2.2	4.7	14.5	8	0.15	0.140	500**
	17312	■	2.2	4.7	19.0	12	0.15	0.200	1000
4	17318	■	2.2	4.7	24.0	18	0.15	0.280	1000
	17410	■	2.8	5.5	16.5	10	0.20	0.260	100
	17412	■	2.8	5.5	20.0	12	0.20	0.300	100
6	17418	■	2.8	5.5	25.5	18	0.20	0.390	100
	17512	■	3.5	7.0	20.0	12	0.20	0.410	100
	17518	■	3.5	7.0	26.0	18	0.20	0.530	100
10	17612	■	4.5	8.4	21.5	12	0.20	0.550	100
	17618	■	4.5	8.4	27.0	18	0.20	0.710	100
16	17712	■	5.8	9.8	23.5	12	0.20	0.660	100
	17718	■	5.8	9.8	29.0	18	0.20	0.850	100

Insulated cable end-sleeves acc. to DIN, Easy Entry, colour code 2

Nominal cross section mm²	Part No.	Colour	Dimension mm					Weight/ 1000 pcs.~ kg	Packing unit/ pcs
			d1	d3	l1	l2	s1		
25	17816	■	7.3	12.0	28.0	16	0.20	1.500	50
	17818	■	7.3	12.0	30.0	18	0.20	1.550	50
	17822	■	7.3	12.0	34.0	22	0.20	2.000	50

▶ * = not standardized

▶ ** = Quantity per bag

▶ **Tools: see chart page 168**

Insulated cable end-sleeves with lug

- ▶ For fine and superfine stranded conductors
- ▶ With identification system for max. 6 identification rings



Characteristics

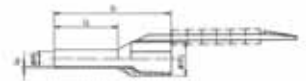
- Total cross-section: 0.5 - 2.5 mm²
- Dimensions acc. to DIN 46228 part 4
- Insulated, halogen-free
- Heat resistant to 105° C
- Easy-Entry insulation for easy cable insertion

Material

- Copper acc. to EN 13600
- Synthetic material: polypropylene

Surface

- Tin-plated to protect against corrosion



Nominal cross section mm²	Part No.	Colour	Dimension mm					Weight/ 1000 pcs.~ kg	Packing unit/pcs
			d1	d3	l1	l2	s1		
0.5	3698	□	1.0	3.1	13.0	8	0.15	0.16	1000
0.75	3708	■	1.2	3.2	13.5	8	0.15	0.16	1000
1	3718	■	1.4	3.4	13.5	8	0.15	0.18	1000
1.5	3728	■	1.7	3.9	13.5	8	0.15	0.20	1000
2.5	3738	■	2.2	4.7	14.5	8	0.15	0.22	1000

▶ **Tools: see chart page 168**

Identification rings and insert fork

- ▶ For identifying insulated cable end-sleeves with lugs

Characteristics

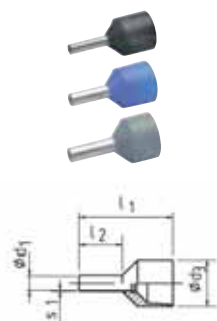
- Differing numbers / letters in the identification rings
- Packaging unit in booklet format, 200 of each symbol
- Insert fork A300 for inserting the identification rings on the insulated cable end-sleeves



Part No.	Colour	Packing unit/pcs
Identification rings		
380/-	■	1
380/+	■	1
380/0 bis 9	■	1
380/A bis Z*	■	1
Insert fork		
A300		1

▶ * = without letters "I" and "O"

Insulated cable end-sleeves for short circuit resistant conductors



- ▶ For short circuit resistant conductors (e.g. NSGAFOU)
- ▶ Crimped cable end-sleeves for easy mounting to cable clamps

Characteristics

- Total cross-section: 1.5 - 16 mm²
- Insulated, halogen-free
- Heat resistant to 105° C
- Easy-Entry insulation for easy cable insertion
- Colour-coded cross-section assignment

Material

- Copper acc. to EN 13600
- Synthetic material: polypropylene

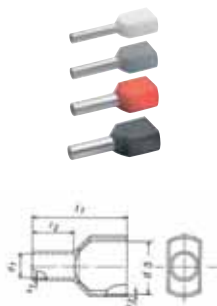
Surface

- Tin-plated to protect against corrosion

Nominal cross section mm ²	Part No.	Colour	Dimension mm						Weight/ 1000 pcs.~ kg	Packing unit/pcs
			d1	d3	l1	l2	s1	s2		
1.5	4328	■	1.8	8.1	17.5	8	0.15	0.22	100	
	43210	■	1.8	8.1	19.5	10	0.15	0.27	100	
2.5	4338	■	2.3	8.6	17.5	8	0.15	0.24	100	
	43312	■	2.3	8.6	21.5	12	0.15	0.36	100	
4	43410	■	2.9	10.5	19.5	10	0.20	0.36	100	
6	43512	■	3.6	11.0	23.0	12	0.20	0.49	100	
10	43612	■	4.6	11.7	24.0	12	0.20	0.65	100	
16	43712	■	6.0	14.4	25.5	12	0.20	0.93	100	

▶ Tools: see chart page 168

Insulated twin cable end-sleeves



- ▶ For fine and superfine stranded conductors
- ▶ For multi purpose use of clamps
- ▶ Colour-coding following DIN 46228 part 4 (0.5 - 16 mm²)
- ▶ Crimped cable end-sleeves for easy mounting to cable clamps

Characteristics

- Total cross-section: 2 x 0.25 - 2 x 16 mm²
- Insulated, halogen-free
- Heat resistant to 105° C
- Easy-Entry insulation for easy cable insertion

Material

- Copper acc. to EN 13600
- Synthetic material: polypropylene

Surface

- Tin-plated to protect against corrosion (other surfaces available upon request)

Nominal cross section mm ²	Part No.	Colour	Dimension mm						Weight/ 1000 pcs.~ kg	Packing unit/ pcs
			d1	d3	l1	l2	s1	s2		
2 x 0.25	8678	■	1.15	1.8/3.4	15.0	8	0.15	0.25	0.110	1000
2 x 0.34	8688	■	1.15	1.8/3.4	15.0	8	0.15	0.25	0.110	1000
2 x 0.5	8698	■	1.50	2.5/4.7	15.0	8	0.15	0.25	0.110	1000
2 x 0.75	8708	■	1.80	2.8/5.0	15.0	8	0.15	0.25	0.130	1000
2 x 0.75	87010	■	1.80	2.8/5.0	17.0	10	0.15	0.25	0.150	1000

Insulated twin cable end-sleeves

Nominal cross section mm ²	Part No.	Colour	Dimension mm						Weight/ 1000 pcs.~ kg	Packing unit/ pcs
			d1	d3	l1	l2	s1	s2		
2 x 1	8718	■	2.05	3.4/5.4	15.0	8	0.15	0.30	0.170	1000
	87110	■	2.05	3.4/5.4	17.0	10	0.15	0.30	0.170	1000
2 x 1.5	8728	■	2.30	3.6/6.6	16.0	8	0.15	0.30	0.183	1000
	87212	■	2.30	3.6/6.6	20.0	12	0.15	0.30	0.237	1000
2 x 2.5	87310	■	2.90	4.2/7.8	18.5	10	0.20	0.30	0.312	100
	87313	■	2.90	4.2/7.8	21.5	13	0.20	0.30	0.340	100
2 x 4	87412	■	3.80	4.9/8.8	23.0	12	0.20	0.30	0.467	100
2 x 6	87514	■	4.90	6.9/10.0	26.0	14	0.20	0.40	0.730	100
2 x 10	87614	■	6.50	7.2/13.0	26.0	14	0.20	0.40	0.884	100
2 x 16	87714	■	8.30	9.6/18.4	30.0	14	0.20	0.40	1.273	100

► **Tools: see chart page 171**

Insulated cable end-sleeves, strips

- For fine and superfine stranded conductors
- Crimped cable end-sleeves for easy mounting to cable clamps



Characteristics

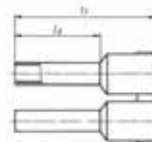

- Total cross-section: 0.5 - 2.5 mm²
- Colour-coding and tube dimension to DIN 46228, part 4
- Insulated, halogen-free
- Heat resistant to 105° C
- Easy-Entry insulation for easy cable insertion

Material

- Copper acc. to EN 13600
- Synthetic material: polypropylene

Surface

- Tin-plated to protect against corrosion



Nominal cross section mm ²	Part No.	Colour	Dimension mm		Weight/ 1000 pcs.~ kg	Packing unit/pcs
			l1	l2		
0.5	ST9698	□	14	8	0.100	500
0.75	ST9708	■	14	8	0.100	500
1	ST9718	■	14	8	0.100	500
1.5	ST9728	■	14	8	0.100	500
2.5	ST9738	■	14	8	0.100	500

Insulated cable end-sleeves, small coil



- ▶ For fine and superfine stranded conductors
- ▶ Easy-Entry insulation for easy cable insertion
- ▶ Crimped cable end-sleeves for easy mounting to cable clamps
- ▶ Coiled insulated cable-end sleeves for machine processing

Characteristics

- Colour-coding and tube dimension to DIN 46228, part 4
- Insulated, halogen-free
- Heat resistant to 105° C

Material

- Copper acc. to EN 13600
- Synthetic material: polypropylene

Surface

- Tin-plated to protect against corrosion

Nominal cross section mm ²	Part No.	Colour	Dimension mm		Weight/ 1000 pcs.~ kg	Packing unit/pcs
			l1	l2		
0.5	BAK9698	□	14	8	0.136	1100
0.75	BAK9708	■	14	8	0.154	1100
1	BAK9718	■	14	8	0.187	800
1.5	BAK9728	■	14	8	0.200	800
2.5	BAK9738	■	14	8	0.300	500

Insulated cable end-sleeves, large coil



- ▶ For fine and superfine stranded conductors
- ▶ Easy-Entry insulation for easy cable insertion
- ▶ Crimped cable end-sleeves for easy mounting to cable clamps
- ▶ Coiled insulated cable-end sleeves for machine processing

Characteristics

- Colour-coding and tube dimension to DIN 46228, part 4
- Insulated, halogen-free
- Heat resistant to 105° C

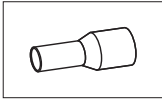
Material

- Copper acc. to EN 13600
- Synthetic material: polypropylene

Surface

- Tin-plated to protect against corrosion

Nominal cross section mm ²	Part No.	Colour	Dimension mm		Weight/ 1000 pcs.~ kg	Packing unit/pcs
			l1	l2		
0.5	BAG9698	□	14	8	0.120	10000
0.75	BAG9708	■	14	8	0.130	10000
1	BAG9718	■	14	8	0.160	7500
1.5	BAG9728	■	14	8	0.173	7500
2.5	BAG9738	■	14	8	0.230	5000

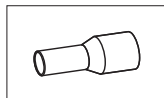


■ Tool application chart

**Cable end-sleeves
acc. to DIN 46228, part 1**

Crimping range corresponds to nominal cross-section mm²	Crimping tools		Tool type						Crimp profile	Page (Tool)
	Tools	Crimping head/ Adapter	Mechanical crimping tools	mechanical, electrical, pneumatic, crimping tools with interchangeable dies/heads	Hand hydraulic crimping tools	Battery powered crimping tools	Hydraulic crimping systems	Hydraulic crimping heads		
0,14-2,5	K1		•						□	224
	K48		•						□	224
0,14-6	K32		•						□	225
	K37		•						□	226
	KP1	+KP312		•					□	256
	KP1L	+KP312		•					□	256
	EKP1	+KP312				•			□	312
	TEKP1	+KP312		•					□	281
	KPM15	+KP312		•					□	282
	0,14-10	K303		•						◇
KP1		+KP303		•					◇	256
KP1L		+KP303		•					◇	256
EKP1		+KP303				•			◇	312
TEKP1		+KP303		•					◇	281
KPM15		+KP303		•					◇	282
0,14-50	K50			•					□	259
	EK50ML			•					□	278
	EK1550					•			□	308
	EK1550G					•			□	310
0,25-6	K38ERGO		•					◇	228	
0,5-2,5	K4		•					☺	222	
0,5-6	K36		•						□	225
	K382		•						◇	227
0,5-16	K3		•					☺	223	
1,5-6	K46		•						☺	222
	KP1	+KP351		•					○	256
	KP1L	+KP351		•					○	256
	EKP1	+KP351				•			○	312
	TEKP1	+KP351		•					○	281
	KPM15	+KP351		•					○	282
6-16	K34		•					□	226	
10-16	KP1	+KP304		•					◇	256
	KP1L	+KP304		•					◇	256
	EKP1	+KP304				•			◇	312
	TEKP1	+KP304		•					◇	281
	KPM15	+KP304		•					◇	282

See next page

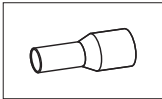


■ Tool application chart

Cable end-sleeves
acc. to DIN 46228, part 1

Crimping range corresponds to nominal cross-section mm²	Crimping tools		Tool type						Crimp profile	Page (Tool)	
	Tools	Crimping head/ Adapter	Mechanical crimping tools	mechanical, electrical, pneumatic, crimping tools with interchangeable dies/heads	Hand hydraulic crimping tools	Battery powered crimping tools	Hydraulic crimp- ing systems	Hydraulic crimp- ing heads			
10-16	KP1	+KP352		•					○	256	
	KP1L	+KP352		•					○	256	
	EKP1	+KP352				•			○	312	
	TEKP1	+KP352		•					○	281	
	KPM15	+KP352		•					○	282	
10-25	K39		•						□	227	
10-35	K35		•						☺	223	
10-50	K271		•						☹	230	
	K28		•						□	231	
	EK354					•			□	314	
	K354			•					□	260	
	EK354L					•			□	316	
	EK505L					•			□	318	
10-95	K18			•					□	☹	262
	HK6018				•				□	☹	286
	EK5018L					•			□	☹	320
	PK18							•	□	☹	362
	THK18						•		□	☹	362
	HK60UNV	+ UA18			•				□	☹	354
	EK60UNVL	+ UA18				•			□	☹	357
	EKM60UNVL	+ UA18				•			□	☹	356
	PK60UNV	+ UA18						•	□	☹	355
10-150	THK22					•			□	☹	364
10-240	K22			•					□	☹	264
	HK6022				•				□	☹	288
	EK6022L					•			□	☹	324
	EKM6022L					•			□	☹	322
	PK22							•	□	☹	364
	HK60UNV	+ UA22			•				□	☹	354
	EK60UNVL	+ UA22				•			□	☹	357
	EKM60UNVL	+ UA22				•			□	☹	356
	PK60UNV	+ UA22						•	□	☹	355

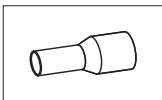
See next page



■ Tool application chart

**Cable end-sleeves
acc. to DIN 46228, part 1**

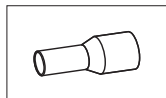
Crimping range corresponds to nominal cross-section mm²	Crimping tools		Tool type						Crimp profile	Page (Tool)	
	Tools	Crimping head/ Adapter	Mechanical crimping tools	mechanical, electrical, pneumatic, crimping tools with interchangeable dies/heads	Hand hydraulic crimping tools	Battery powered crimping tools	Hydraulic crimping systems	Hydraulic crimping heads			
25-240	HK12030				•						292
	HK12042				•						294
	PK12042							•			368
	PK120U							•			370
	HK252						•				388
	PK252							•			372
	HK120U					•					296
	EK12030L						•				330
	EK12042L						•				332
	EK120UL						•				334
EK120UNVL						•				358	
50-95	K272		•								230
	K29		•								231



■ Tool application chart

**Cable end-sleeves
acc. to DIN 46228, part 2**

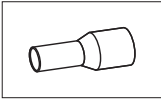
Crimping range corresponds to nominal cross-section mm²	Crimping tools		Tool type						Crimp profile	Page (Tool)
	Tools	Crimping head/ Adapter	Mechanical crimping tools	mechanical, electrical, pneumatic, crimping tools with interchangeable dies/heads	Hand hydraulic crimping tools	Battery powered crimping tools	Hydraulic crimping systems	Hydraulic crimping heads		
0.5x2.5	KP1	+KP66		•						256
	KP1L	+KP66		•						256
	EKP1	+KP66				•				312
	TEKP1	+KP66		•						281
	KPM15	+KP66		•						282



■ Tool application chart

**Insulated cable end-sleeves
to DIN 46228, part 4
Insulated cable end-sleeves
for short circuit resistant conductors**

Crimping range corresponds to nominal cross-section mm²	Crimping tools		Tool type					Crimp profile	Page (Tool)	
	Tools	Crimping head/ Adapter	Mechanical crimping tools	mechanical, electrical, pneumatic, crimping tools with interchangeable dies/heads	Hand hydraulic crimping tools	Battery powered crimping tools	Hydraulic crimping systems			Hydraulic crimping heads
0.14-2.5	K1		•						□	224
	K48		•						□	224
0.14-6	K32		•						□	225
	K37		•						□	226
	KP1	+KP312		•					□	256
	KP1L	+KP312		•					□	256
	EKP1	+KP312				•			□	312
	TEKP1	+KP312		•					□	281
	KPM15	+KP312		•					□	282
0.14-10	K303		•						◇	229
	KP1	+KP303		•					◇	256
	KP1L	+KP303		•					◇	256
	EKP1	+KP303				•			◇	312
	TEKP1	+KP303		•					◇	281
	KPM15	+KP303		•					◇	282
0.14-50	K50			•					☞	259
	EK50ML			•					☞	278
	EK1550					•			☞	308
	EK1550G					•			☞	310
0.25-6	K38ERGO		•					◇	228	
0,5-2,5	K4		•					☺	222	
0,5-6	K36		•						□	225
	K382		•						◇	227
0,5-16	K3		•					☺	223	
1.5-6	K46		•						☺	222
	KP1	+KP351		•					○	256
	KP1L	+KP351		•					○	256
	EKP1	+KP351				•			○	312
	TEKP1	+KP351		•					○	281
	KPM15	+KP351		•					○	282
6-16	K34		•					□	226	
10-16	KP1	+KP304		•					◇	256
	KP1L	+KP304		•					◇	256
	EKP1	+KP304				•			◇	312
	TEKP1	+KP304		•					◇	281
	KPM15	+KP304		•					◇	282
	KP1	+KP352		•					○	256
	KP1L	+KP352		•					○	256
	EKP1	+KP352				•			○	312



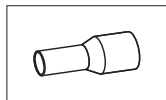
■ Tool application chart

**Insulated cable end-sleeves
to DIN 46228, part 4
Insulated cable end-sleeves
for short circuit resistant conductors**

Crimping range corresponds to nominal cross-section mm²	Crimping tools		Tool type						Crimp profile	Page (Tool)	
	Tools	Crimping head/ Adapter	Mechanical crimping tools	mechanical, electrical, pneumatic, crimping tools with interchangeable dies/heads	Hand hydraulic crimping tools	Battery powered crimping tools	Hydraulic crimping systems	Hydraulic crimping heads			
10-16	TEKP1	+KP352		•					○	281	
	KPM15	+KP352		•					○	282	
10-25	K39		•						□	227	
10-35	K35		•						☺	223	
10-50	K271		•						☺	230	
	K28		•						□	231	
	K354			•					□	260	
	EK354					•			□	314	
	EK354L					•			□	316	
	10-95	K18			•					□	☺
HK6018					•				□	☺	286
EK5018L						•			□	☺	320
PK18								•	□	☺	362
THK18							•		□	☺	362
HK60UNV		+ UA18			•				□	☺	354
EK60UNVL		+ UA18				•			□	☺	357
EKM60UNVL		+ UA18				•			□	☺	356
PK60UNV		+ UA18						•	□	☺	355
10-150		K22			•					□	☺
	HK6022				•				□	☺	288
	EK6022L					•			□	☺	324
	EKM6022L					•			□	☺	322
	PK22							•	□	☺	364
	THK22						•		□	☺	364
	HK60UNV	+ UA22			•				□	☺	354
	EK60UNVL	+ UA22				•			□	☺	357
	EKM60UNVL	+ UA22				•			□	☺	356
	PK60UNV	+ UA22						•	□	☺	355
25-150	HK12030				•				□	☺	292
	HK12042				•				□	☺	294
	HK120U				•				□	☺	296
	EK12030L					•			□	☺	330
	EK12042L					•			□	☺	332
	EK120UL					•			□	☺	334
	HK122EL380						•		□	☺	390
	PK12042							•	□	☺	368
	PK120U							•	□	☺	370



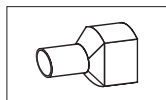
Cable end-sleeves



■ Tool application chart

Insulated cable end-sleeves to DIN 46228, part 4
Insulated cable end-sleeves for short circuit resistant conductors

Crimping range corresponds to nominal cross-section mm²	Crimping tools		Tool type						Crimp profile	Page (Tool)	
	Tools	Crimping head/ Adapter	Mechanical crimping tools	mechanical, electrical, pneumatic, crimping tools with interchangeable dies/heads	Hand hydraulic crimping tools	Battery powered crimping tools	Hydraulic crimping systems	Hydraulic crimping heads			
25-150	HK252						•		□	☞	388
	HK252EL380						•		□	☞	391
	PK252							•	□	☞	372
50-95	K272		•							☞	230
	K29		•							□	231

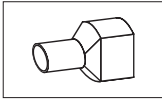


■ Tool application chart

Insulated twin cable end-sleeves

Crimping range corresponds to nominal cross-section mm²	Crimping tools		Tool type						Crimp profile	Page (Tool)	
	Tools	Crimping head/ Adapter	Mechanical crimping tools	mechanical, electrical, pneumatic, crimping tools with interchangeable dies/heads	Hand hydraulic crimping tools	Battery powered crimping tools	Hydraulic crimping systems	Hydraulic crimping heads			
2x0,5-2x2,5	K32		•							□	225
	K382		•							□	227
	K38ERGO		•							◇	228
	KP1	+KP312		•						□	256
	KP1L	+KP312		•						□	256
	EKP1	+KP312				•				□	312
	TEKP1	+KP312		•						□	281
	KPM15	+KP312		•						□	282
2x0,5-2x4	K303		•							◇	229
	K36		•							□	225
	KP1	+KP303		•						◇	256
	KP1L	+KP303		•						◇	256
	EKP1	+KP303				•				◇	312
	TEKP1	+KP303		•						◇	281
	KPM15	+KP303		•						◇	282
2x4-2x6	K34		•							□	226
	KP1									◇	256
	EKP1	+KP304				•				◇	312
	TEKP1	+KP304		•						◇	281

See next page




■ **Tool application chart**

**Insulated
twin cable end-sleeves**

Crimping range corresponds to nominal cross-section mm²	Crimping tools		Tool type						Crimp profile	Page (Tool)
	Tools	Crimping head/ Adapter	Mechanical crimping tools	mechanical, electrical, pneumatic, crimping tools with interchangeable dies/heads	Hand hydraulic crimping tools	Battery powered crimping tools	Hydraulic crimping systems	Hydraulic crimping heads		
2x4-2x16	K271		•							230
	K28		•							231
	K354			•						260
	EK354						•			314
	EK354L						•			316
	K18			•						262
	HK6018					•				286
	EK505L						•			318
	EK5018L						•			320
	PK18							•		362
	THK18							•		362
	HK60UNV	+ UA18				•				354
	EK60UNVL	+ UA18					•			357
	EKM60UNVL	+ UA18					•			356
	PK60UNV	+ UA18						•		355
	THK22							•		364
	K22			•						264
	HK6022					•				288
	EK6022L						•			324
	EKM6022L						•			322
	PK22							•		364
	HK60UNV	+ UA22				•				354
	EK60UNVL	+ UA22					•			357
	EKM60UNVL	+ UA22					•			356
	PK60UNV	+ UA22						•		355

*Small parts,
big impact.*



Insulated and non-insulated cable connections.

To guarantee ultimate safety at all times, specific quality and installation requirements exist for insulated and non-insulated connections. We often hear about technical failures being caused by faulty connections. That's why quality is so important. Because when it comes to electrical connections, minor causes can have major, expensive consequences.

For optimum processing of Klauke connecting materials, we therefore recommend the use of Klauke tools. A harmonised system for professional users in trade and industry.



The Klauke range carries various designs of both insulated and non-insulated cable connections for diverse applications.

- Insulated and non-insulated cable connections for professional users.
- Halogen-free insulation.
- Insulated connectors, heat resistant to 105 °C.
- Hard-soldered in the crimping area.

■ Heat resistant insulation to 105 °C.

- ▶ Cable connections with nominal cross-sections from 0.1 mm² to 6 mm².
- ▶ Halogen-free and heat resistant to 105 °C.
- ▶ Simple processing thanks to easy-entry insulation.
- ▶ **Hard-soldered in the crimping area.**
- ▶ Grooved profile on the inside.

Benefits:

- ▶ The use of these optimised quality materials guarantees reliable electrical connections.
- ▶ Electrical conductivity is maintained, even at higher temperatures.
- ▶ Halogen-free, flame-retardant polyamide insulation releases no toxic vapours in case of fire.
- ▶ Easy-entry polyamide insulation for simple conductor insertion.
- ▶ High-tensile strength thanks to grooved profile in the crimping area permits higher mechanical continuous stress.



■ Receptacles with strain relief.



▶ More from Page 179.


- ▶ Standardised connectors with 2.8; 4.8; 6.3 and 9.5 mm tab width.
- ▶ With grooved profile and additional copper ring in the insulation area.
- ▶ Receptacles, multiple type.
- ▶ Fully-insulated receptacles.

Benefits:

- ▶ Standardised tabs enable use for a broad range of applications, including control installations and machine wiring.
- ▶ **The grooved profile increases the hold in the crimping area.**
- ▶ The connections relieved by copper rings in the crimping area better withstand stresses and vibrations.

■ With indent point for defined pulling forces.

- ▶ Receptacle with indent point.
- ▶ For harmonised, flexible cables.
- ▶ Receptacles also available in bronze.

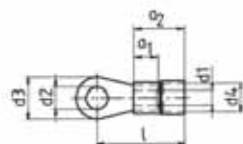


Benefits:

- ▶ The additional indent point increases the mechanical rating and **guarantees that the connections will withstand the defined pulling forces even after repeated pulling actions.**
- ▶ Thanks to the material's improved spring characteristics, connectors with bronze receptacles have a higher contact strength and are able to better withstand mechanical stresses, especially at high temperatures.

▶ More from Page 179.

Insulated solderless terminals



- ▶ Acc. to DIN 46237 with flared insulation sleeve
- ▶ For fine and superfine stranded conductors
- ▶ High-quality brazing process in the crimp area

Characteristics

- Total cross-section: 0.1 - 6 mm²
- Insulated, halogen-free
- Heat resistant to 105° C
- Easy-Entry insulation for easy cable insertion
- Cross-section-dependent colour-coding

Material

- Cu-ETP
- Insulation sleeve: PA

Surface

- Tin-plated

Order info

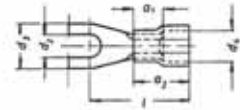
- Now also available in handy plastic boxes for smaller requirements, part number appendix "SB"

Nominal cross section mm ²	Nominal size to DIN	Part No.	Colour	Dimension mm								Weight/100 pcs. - kg	Packing unit/pcs
				a1	a2	d1	d2	d3	d4	l	s		
0.1-0.4	--	*6192	Yellow	--	--	1.0	2.3	5.0	2.2	14.0	0.5	0.020	100
		*61925	Yellow	--	--	1.0	2.6	5.0	2.2	14.0	0.5	0.020	100
		*6193	Yellow	--	--	1.0	3.3	5.0	2.2	14.0	0.5	0.020	100
		*61935	Yellow	--	--	1.0	3.8	6.5	2.2	16.0	0.5	0.025	100
		*6194	Yellow	--	--	1.0	4.4	7.0	2.2	16.0	0.5	0.025	100
		*6195	Yellow	--	--	1.0	5.4	8.0	2.2	15.0	0.5	0.025	100
0.5-1	2.5-1	62025	Red	5	10.5	1.6	2.8	6.0	4.5	16.5	0.8	0.060	100
	3.0-1	6203	Red	5	10.5	1.6	3.2	6.0	4.5	16.5	0.8	0.060	100
	3.5-1	62035	Red	5	10.5	1.6	3.7	6.0	4.5	16.5	0.8	0.550	100
	4.0-1	6204	Red	5	10.5	1.6	4.3	8.0	4.5	17.5	0.8	0.070	100**
	5.0-1	6205	Red	5	10.5	1.6	5.3	10.0	4.5	18.5	0.8	0.090	100
	--	*6206	Red	5	10.5	1.6	6.5	11.0	4.5	20.5	0.8	0.080	100
1.5-2.5	--	*6208	Red	5	10.5	1.6	8.4	14.0	4.5	22.5	0.8	0.130	100
	--	*62010	Red	5	10.5	1.6	10.5	18.0	4.5	24.5	0.8	0.130	100
	3.0-2.5	6303	Blue	5	11.5	2.3	3.2	6.0	5.1	17.5	0.8	0.065	100
	3.5-2.5	63035	Blue	5	11.5	2.3	3.7	6.0	5.1	17.5	0.8	0.065	100
	4.0-2.5	6304	Blue	5	11.5	2.3	4.3	8.0	5.1	18.5	0.8	0.080	100**
	5.0-2.5	6305	Blue	5	11.5	2.3	5.3	10.0	5.1	20.5	0.8	0.090	100**
4-6	6.0-2.5	6306	Blue	5	11.5	2.3	6.5	11.0	5.1	22.5	0.8	0.110	100
	8.0-2.5	6308	Blue	5	11.5	2.3	8.4	14.0	5.1	23.5	0.8	0.130	100
	--	*63010	Blue	5	11.5	2.3	10.5	18.0	5.1	25.5	0.8	0.160	100
	4.0-6	6504	Yellow	6	12.5	3.6	4.3	8.0	6.5	20.5	1.0	0.140	100
	5.0-6	6505	Yellow	6	12.5	3.6	5.3	10.0	6.5	21.5	1.0	0.160	100
	6.0-6	6506	Yellow	6	12.5	3.6	6.5	11.0	6.5	22.5	1.0	0.170	100**
10.0-6	8.0-6	6508	Yellow	6	12.5	3.6	8.4	14.0	6.5	25.5	1.0	0.220	100
	10.0-6	65010	Yellow	6	12.5	3.6	10.5	18.0	6.5	27.5	1.0	0.290	100

- ▶ * = not standardized
- ▶ ** = Also available in small handy packs
- ▶ 0.1 - 0.4 mm² not CSA tested
- ▶ Tools: see chart page 193

Insulated solderless terminals, fork type

- ▶ Acc. to DIN 46237 with flared insulation sleeve
- ▶ For fine and superfine stranded conductors
- ▶ High-quality brazing process in the crimp area
- ▶ Fork-type version for simple and direct screw mounting



Characteristics

- Total cross-section: 0.1 - 6 mm²
- Insulated, halogen-free
- Heat resistant to 105° C
- Easy-Entry insulation for easy cable insertion
- Cross-section-dependent colour-coding

Material

- Cu-ETP
- Insulation sleeve: PA


Surface

- Tin-plated

Nominal cross section mm ²	Nominal size to DIN	Part No.	Colour	Dimension mm									Weight/ 100 pcs. ~ kg	Packing unit/pcs
				a1	a2	d1	d2	d3	d4	l	s			
0.1-0.4	--	*619C3	Yellow	--	--	--	3.2	5.0	--	14.0	0.5	0.020	100	
	3.0-1	620C3	Red	5	10.5	1.6	3.2	6.0	4.5	16.5	0.8	0.060	100	
	3.5-1	620C35	Red	5	10.5	1.6	3.7	6.8	4.5	17.5	0.8	0.060	100	
0.5-1	4.0-1	620C4	Red	5	10.5	1.6	4.3	6.8	4.5	17.5	0.8	0.070	100	
	5.0-1	620C5	Red	5	10.5	1.6	5.3	10.0	4.5	18.5	0.8	0.090	100	
	--	*620C6	Red	5	10.5	1.6	6.5	11.0	4.5	20.5	0.8	0.080	100	
1.5-2.5	3.0-2.5	630C3	Blue	5	11.5	2.3	3.2	6.0	5.1	17.5	0.8	0.060	100	
	3.5-2.5	630C35	Blue	5	11.5	2.3	3.7	6.8	5.1	18.5	0.8	0.065	100	
	4.0-2.5	630C4	Blue	5	11.5	2.3	4.3	6.8	5.1	18.5	0.8	0.080	100	
	5.0-2.5	630C5	Blue	5	11.5	2.3	5.3	10.0	5.1	20.5	0.8	0.090	100	
	6.0-2.5	630C6	Blue	5	11.5	2.3	6.5	11.0	5.1	22.5	0.8	0.110	100	
4-6	4.0-6	650C4	Yellow	6	12.5	3.6	4.3	8.0	6.5	20.5	1.0	0.140	100	
	5.0-6	650C5	Yellow	6	12.5	3.6	5.3	10.0	6.5	21.5	1.0	0.160	100	
	6.0-6	650C6	Yellow	6	12.5	3.6	6.5	11.0	6.5	22.5	1.0	0.170	100	
	8.0-6	650C8	Yellow	6	12.5	3.6	8.4	14.0	6.5	25.5	1.0	0.220	100	
	10.0-6	650C10	Yellow	6	12.5	3.6	10.5	18.0	6.5	27.5	1.0	0.280	100	

- ▶ * = not standardized
- ▶ 0.1 - 0.4 mm² not CSA tested
- ▶ **Tools: see chart page 193**

Insulated pin terminals



- ▶ Acc. to DIN 46231 with flared insulation sleeve
- ▶ For fine and superfine stranded conductors
- ▶ High-quality brazing process in the crimp area

Characteristics

- Total cross-section: 0.1 - 6 mm²
- Insulated, halogen-free
- Cross-section-dependent colour-coding
- Heat resistant to 105° C
- Easy-Entry insulation for easy cable insertion

Material

- Cu-ETP
- Insulation sleeve: PA


Surface

- Tin-plated

Nominal cross section mm ²	Nominal size to DIN	Part No.	Colour	Dimension mm								Weight/ 100 pcs. ~ kg	Packing unit/pcs
				a1	a2	d3	d4	l1	l2	s			
0.1-0.4	--	*704	Yellow	--	--	1.4	--	18.0	9.0	0.5	0.020	100	
0.5-1	1	705	Red	5	10.5	1.9	4.5	22.0	10.0	0.8	0.065	100	
		*705K	Red	5	10.5	1.9	4.5	18.0	6.0	0.8	0.060	100	
1.5-2.5	2.5	710	Blue	5	11.5	1.9	5.1	23.0	10.0	0.8	0.065	100	
		*710K	Blue	5	11.5	1.9	5.1	19.5	6.5	0.8	0.060	100	
		*710L	Blue	5	11.5	1.9	5.1	27.5	16.0	0.8	0.100	100	
4-6	6	715	Yellow	6	12.5	2.7	6.5	26.0	11.0	1.0	0.160	100	

- ▶ * = not standardized
- ▶ 0.1 - 0.4 mm² not CSA tested
- ▶ Tools: see chart page 193

Insulated pin receptacles



- ▶ For fine and superfine stranded conductors
- ▶ High quality bronze material provides optimum spring characteristic and improved contact strength

Characteristics

- Total cross-section: 0.5 - 6 mm²
- Cross-section-dependent colour-coding
- Heat resistant to 70° C

Material

- CuSnZn (bronze)
- Insulation sleeve: PVC

Surface

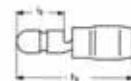
- Tin-plated

Nominal cross section mm ²	Part No.	Colour	Tab dia	Dimension mm		Weight/ 100 pcs. ~ kg	Packing unit/pcs
				l1	s		
0.5-1	920	Red	4	22	0.35	0.060	100
1.5-2.5	930	Blue	5	22	0.38	0.120	100
4-6	950	Yellow	5	22	0.38	0.125	100

- ▶ 1.5 - 2.5 mm² and 4 - 6 mm² not CSA tested
- ▶ Tools: see chart page 193

Insulated pin connectors

▶ For fine and superfine stranded conductors



Characteristics

- Total cross-section: 0.5 - 6 mm²
- Cross-section-dependent colour-coding
- Heat resistant to 70° C

Material

- CuZn (brass)
- Insulation sleeve: PVC

Surface

- Tin-plated to protect against corrosion

Nominal cross section mm ²	Part No.	Colour	Dimension mm				Weight/ 100 pcs. ~ kg	Packing unit/pcs
			Tab dia.	l1	l2	s		
0.5-1	1020	Red	4	22	9	0.38	0.060	100
1.5-2.5	1030	Blue	5	22	9	0.38	0.075	100
4-6	1050	Yellow	5	22	9	0.40	0.110	100

▶ 1.5 - 2.5 mm² and 4 - 6 mm² not CSA tested

▶ **Tools: see chart page 193**

Insulated pin receptacles, fully insulated

▶ For fine and superfine stranded conductors
 ▶ High quality bronze material provides optimum spring characteristic and improved contact strength



Characteristics

- Total cross-section: 0.5 - 6 mm²
- Insulated, halogen-free
- Cross-section-dependent colour-coding
- Heat resistant to 105° C

Material

- CuSnZn (bronze)
- Insulation sleeve: PA

Surface

- Tin-plated

Nominal cross section mm ²	Part No.	Colour	Dimension mm			Weight/ 100 pcs. ~ kg	Packing unit/pcs
			Tab dia.	l1	s		
0.5-1	920V	Red	4	24	0.38	0.065	100
4-6	950V	Yellow	5	27	0.40	0.150	100

▶ 4 - 6 mm² not CSA tested

▶ **Tools: see chart page 193**

Cable connections, insulated and non insulated

Insulated pin connectors, fully insulated



- ▶ For fine and superfine stranded conductors
- ▶ High quality bronze material provides optimum spring characteristic and improved contact strength

Characteristics

- Total cross-section: 0.5 - 6 mm²
- Insulated, halogen-free
- Cross-section-dependent colour-coding
- Heat resistant to 105° C

Material

- CuSnZn (bronze)
- Insulation sleeve: PA

Surface

- Tin-plated

Nominal cross section mm ²	Part No.	Colour	Tab dia.	Dimension mm			Weight/ 100 pcs. ~ kg	Packing unit/pcs
				l1	l2	s		
0.5-1	1020V	■	4	25	11	0.38	0.065	100
1.5-2.5	1030V	■	5	25	11	0.38	0.080	100
4-6	1050V	■	5	27	13	0.40	0.120	100

▶ 1.5 - 2.5 mm² and 4 - 6 mm² not CSA tested

▶ Tools: see chart page 193

Insulated receptacles, brass - tin plated

► For fine and superfine stranded conductors



Characteristics

- Total cross-section: 0.5 - 6 mm²
- Acc. to DIN 46245 part 1 - 3 and similar versions
- Insulated, halogen-free
- Cross-section-dependent colour-coding
- Heat resistant: PVC to 70° C, PA to 105° C

Material

- CuZn (brass)
- Insulation sleeve: PVC/PA

Surface

- Tin-plated

Order info

- Now also available in handy plastic boxes for smaller requirements, part number appendix "SB"

Nominal cross section mm ²	Nominal size to DIN	Part No.	Colour	Tab thickn.	Tab width	Dimension mm			Insulation material	Weight/ 100 pcs. ~ kg	Packing unit/ pcs	
						l1	l2	s				
0.5-1		8201	■	0.5	2.8	17.5	8.0	0.30	PVC	0.035	100	
		8201A	■	0.8	2.8	17.5	8.0	0.30	PVC	0.045	100	
	4.8 - 1	8202	■	0.5	4.8	18.0	6.0	0.35	PVC	0.065	100	
		8203	■	0.8	4.8	18.0	6.0	0.35	PVC	0.065	100	
		720	■	0.8	6.3	22.0	7.5	0.45	PVC	0.090	100*	
1.5-2.5		7208	■	0.8	7.7	25.0	9.5	0.40	PVC	0.110	100	
		8301	■	0.5	2.8	18.0	8.0	0.35	PA	0.050	100	
	4.8 - 2.5	8301A	■	0.8	2.8	18.0	8.0	0.35	PA	0.060	100	
		8302	■	0.5	4.8	18.0	6.0	0.35	PVC	0.070	100	
		8303	■	0.8	4.8	18.0	6.0	0.35	PVC	0.070	100	
		6.3 - 2.5	730	■	0.8	6.3	21.0	7.4	0.45	PVC	0.090	100*
			7308	■	0.8	7.7	25.0	9.5	0.45	PVC	0.115	100
4-6	6.3 - 6	8503	■	0.8	4.8	23.0	7.5	0.45	PA	0.138	100	
		750	■	0.8	6.3	21.0	7.5	0.45	PVC	0.100	100*	
		7509	■	1.2	9.5	26.5	12.0	0.45	PVC	0.150	100	

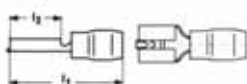
► Tools: see chart page 193

Cable connections, insulated and non insulated

Insulated receptacles, bronze - tin plated



- ▶ For fine and superfine stranded conductors
- ▶ High quality bronze material provides optimum spring characteristic and improved contact strength



Characteristics

- Total cross-section: 0.5 - 6 mm²
- Acc. to DIN 46245, part 3
- Cross-section-dependent colour-coding
- Heat resistant to 70° C

Material

- CuSnZn (bronze)
- Insulation sleeve: PVC

Surface

- Tin-plated

Nominal cross section mm ²	Nominal size to DIN	Part No.	Colour	Tab thickn.	Tab width	Dimension mm			Insulation material	Weight/ 100 pcs. ~ kg	Packing unit/ pcs
						l1	l2	s			
0,5-1	6,3 - 1	720BZ	■	0,8	6,3	22	7,5	0,45	PVC	0,09	100
1,5-2,5	6,3 - 2,5	730BZ	■	0,8	6,3	21	7,4	0,45	PVC	0,09	100
4-6	6,3 - 6	750BZ	■	0,8	6,3	21	7,5	0,45	PVC	0,10	100

▶ Tools: see chart page 193

Insulated receptacles, multiple type



- ▶ For fine and superfine stranded conductors

Characteristics

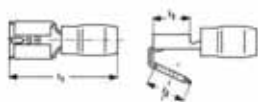
- Total cross-section: 0.5 - 6 mm²
- Cross-section-dependent colour-coding
- Heat resistant: PVC to 70° C

Material

- CuZn (brass)
- Insulation sleeve: PVC

Surface

- Tin-plated



Nominal cross section mm ²	Part No.	Colour	Tab thickn.	Tab width	Dimension mm				Insulation material	Weight/ 100 pcs. ~ kg	Packing unit/ pcs
					l1	l2	l3	s			
0.5-1	720AZ	■	0.8	6.3	22	7.5	8	0.4	PVC	0.11	100
1.5-2.5	730AZ	■	0.8	6.3	22	7.5	8	0.4	PVC	0.11	100
4-6	750AZ	■	0.8	6.3	25	8.0	8	0.4	PVC	0.18	100

▶ Tools: see chart page 193

Insulated receptacles, fully insulated

► For fine and superfine stranded conductors



Characteristics

- Total cross-section: 0.5 - 6 mm²
- Insulated, halogen-free
- Cross-section-dependent colour-coding
- Heat resistant: PVC to 70° C, PA to 105° C

Material

- CuZn (brass)
- Insulation sleeve: PVC/PA

Surface

- Tin-plated

Order info

- Now also available in handy plastic boxes for smaller requirements, part number appendix "SB"

Nominal cross section mm ²	Part No.	Colour	Tab thicken.	Tab width	Dimension mm			Insulation material	Weight/ 100 pcs. ~ kg	Packing unit/ pcs
					l1	l2	s			
0.5-1	8201V	■	0.5	2.8	19.0	5.5	0.25	PA	0.07	100
	8201AV	■	0.8	2.8	19.0	5.5	0.25	PA	0.07	100
	8202V	■	0.5	4.8	20.0	7.0	0.30	PVC	0.10	100
	8203V	■	0.8	4.8	20.0	7.0	0.30	PVC	0.10	100
	720V	■	0.8	6.3	21.0	7.5	0.45	PVC	0.08	100*
1.5-2.5	8301V	■	0.5	2.8	20.0	8.0	0.35	PVC	0.14	100
	8301AV	■	0.8	2.8	20.0	8.0	0.35	PVC	0.14	100
	8302V	■	0.5	4.8	20.5	7.0	0.30	PVC	0.11	100
	8303V	■	0.8	4.8	20.5	7.0	0.30	PVC	0.11	100
	730V	■	0.8	6.3	21.0	7.5	0.45	PVC	0.15	100*
4-6	8502V	■	0.5	4.8	20.5	9.5	0.40	PVC	0.15	100
	8503V	■	0.8	4.8	20.5	9.5	0.40	PVC	0.15	100
	750V	■	0.8	6.3	25.5	11.5	0.45	PVC	0.16	100

► * = Also available in small handy packs

► **Tools: see chart page 193**

Insulated tabs



► For fine and superfine stranded conductors



Characteristics

- Total cross-section: 0.5 - 6 mm²
- Insulated, halogen-free
- Cross-section-dependent colour-coding
- Heat resistant: PVC to 70° C, PA to 105° C

Material

- CuZn (brass)
- Insulation sleeve: PVC/PA

Surface

- Tin-plated

Order info

- Now also available in handy plastic boxes for smaller requirements, part number appendix "SB"



Nominal cross section mm ²	Part No.	Colour	Tab thicken.	Tab width	Dimension mm			Insulation material	Weight/ 100 pcs. ~ kg	Packing unit/ pcs
					l1	l2	s			
0.5-1	8201C	■	0.5	2.8	22.0	11.5	0.4	PA	0.040	100
	8201B	■	0.8	2.8	14.6	5.5	0.4	PVC	0.060	100
	8202B	■	0.5	4.8	22.0	11.5	0.5	PA	0.070	100
	8203B	■	0.8	4.8	22.0	11.5	0.4	PA	0.070	100
	820	■	0.8	6.3	22.0	8.0	0.4	PVC	0.060	100*
1.5-2.5	8302B	■	0.5	4.8	22.0	11.5	0.5	PA	0.070	100
	8303B	■	0.8	4.8	22.0	11.5	0.4	PA	0.070	100
	830	■	0.8	6.3	22.0	8.0	0.4	PVC	0.065	100*
4-6	8502B	■	0.5	4.8	24.5	10.5	0.4	PA	0.120	100
	8503B	■	0.8	4.8	24.5	10.5	0.4	PA	0.120	100
	850	■	0.8	6.3	22.0	8.0	0.4	PVC	0.110	100*

► * = Also available in small handy packs

► Tools: see chart page 193

Insulated closed end-splices



► For fine and superfine stranded conductors



Characteristics

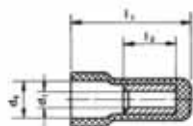
- Total cross-section: 1.5 - 6 mm²
- Insulated, halogen-free
- Cross-section-dependent colour-coding
- Heat resistant to 105° C

Material

- Cu-ETP
- Insulation sleeve: PA

Surface

- Tin-plated

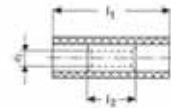


Nominal cross section mm ²	Part No.	Colour	Dimension mm					Weight/ 100 pcs. ~ kg	Packing unit/pcs
			d1	d2	l1	l2	s		
1.5-2.5	1130	■	2.3	5.2	16	7	0.8	0.05	100
4-6	1150	■	3.6	7.0	18	7	1.0	0.14	100

► Tools: see chart page 193

Insulated butt connectors

- ▶ For fine and superfine stranded conductors
- ▶ With buttmarks for precise cable insertion



Characteristics

- Total cross-section: 0.1 - 6 mm²
- Insulated, halogen-free
- Cross-section-dependent colour-coding
- Heat resistant to 105° C

Material

- Cu-ETP
- Insulation sleeve: PA

Surface

- Tin-plated

Order info

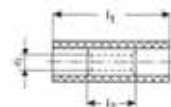
- Now also available in handy plastic boxes for smaller requirements, part number appendix "SB"

Nominal cross section mm ²	Part No.	Colour	Dimension mm			Weight/100 pcs. ~ kg	Packing unit/pcs
			d1	l1	l2		
0.1-0.4	669	Yellow	1.2	20	12	0.030	100
0.5-1	670	Red	1.6	25	15	0.090	100*
1.5-2.5	680	Blue	2.3	25	15	0.115	100*
4-6	700	Yellow	3.6	27	15	0.250	100*

- ▶ * = Also available in small handy packs
- ▶ 0.1 - 0.4 mm² not CSA tested
- ▶ **Tools: see chart page 193**

Insulated butt connectors, with heat shrink insulation

- ▶ For fine and superfine stranded conductors
- ▶ With buttmarks for precise cable insertion
- ▶ With waterproof heat shrink insulation



Characteristics

- Total cross-section: 0.5 - 6 mm²
- Insulated, halogen-free
- Cross-section-dependent colour-coding
- Special crimping tool required
- Heat resistant to 105° C

Material

- Cu-ETP
- Insulation sleeve: PE

Surface

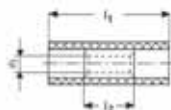
- Tin-plated

Nominal cross section mm ²	Part No.	Colour	Dimension mm			Weight/100 pcs. ~ kg	Packing unit/pcs
			d1	l1	l2		
0.5-1	670WS	Red	1.6	36	15	0.12	100
1.5-2.5	680WS	Blue	2.3	36	15	0.15	100
4-6	700WS	Yellow	3.4	41	15	0.25	100

- ▶ **Tools: see chart page 193**

Cable connections, insulated and non insulated

Insulated parallel compression joints



► For fine and superfine stranded conductors



Characteristics

- Total cross-section: 0,1 - 6 mm²
- Insulated, halogen-free
- Cross-section-dependent colour-coding
- Heat resistant to 105° C

Material

- Cu-ETP
- Insulation sleeve: PA

Surface

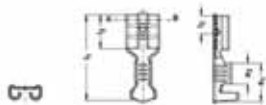
- Tin-plated

Nominal cross section mm ²	Part No.	Colour	Dimension mm			Weight/ 100 pcs. ~ kg	Packing unit/pcs
			d1	l1	l2		
0.1-0.4	769	Yellow	1.2	13	5	0.020	100
0.5-1	770	Red	1.6	17	7	0.030	100
1.5-2.5	780	Blue	2.3	17	7	0.035	100
4-6	790	Yellow	3.6	21	7	0.105	100

► 0.1 - 0.4 mm² not CSA tested

► Tools: see chart page 193

Non-insulated receptacles



► For fine and superfine stranded conductors



Characteristics

- Total cross-section: 0.5 - 6 mm²
- Acc. to DIN 46247 part 1 - 3 and similar versions
- With grooved profile for improved contact characteristics

Material

- CuZn (brass)

Surface

- Tin-plated

Order info

- * = This part is available in nickel-plated steel; part number appendix "ST"

Nominal cross section mm ²	Nominal size to DIN	Part No.	Tab thic kn.	Tab width	Dimension mm						Weight/ 100 pcs. ~ kg	Packing unit/pcs
					a1	a2	l1	l2	l3	s		
0.5-1	--	18251	0.5	2.8	5.0	2.8	12.5	5.0	3.3	0.30	0.025	100
		18251A	0.8	2.8	5.5	2.5	12.5	5.0	3.3	0.30	0.025	100
	B 2.8 - 1	18201A	0.8	2.8	5.5	2.5	14.0	6.3	3.3	0.25	0.025	100
	--	18202	0.5	4.8	6.0	3.4	15.6	6.0	3.8	0.35	0.050	100
	4.8 - 1	18203	0.8	4.8	6.0	3.4	15.6	6.0	3.8	0.35	0.050	100
1.5-2.5	6.3 - 1	1720	0.8	6.3	8.5	4.5	19.0	7.4	4.0	0.45	0.085	100
	4.8 - 2.5	18303	0.8	4.8	6.0	3.4	15.6	6.0	3.8	0.35	0.055	100
	6.3 - 2.5	*1730	0.8	6.3	8.5	4.5	19.0	7.4	4.0	0.45	0.082	100
	4-6	6.3 - 6	*1750	0.8	6.3	8.5	4.5	19.0	7.4	4.0	0.45	0.100

► Tools: see chart page 194

Non-insulated receptacles, multiple type

► For fine and superfine stranded conductors



Characteristics

- Total cross-section: 0.5 - 6 mm²
- Acc. to DIN 46247 part 1 - 3 and similar versions
- With grooved profile for improved contact characteristics

Material

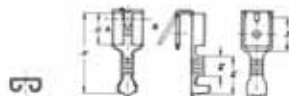
- CuZn (brass)

Surface

- Tin-plated

Order info

- * = Nickel-plated steel version also available, part number appendix "ST"



Nominal cross section mm ²	Part No.	Tab thckn.	Tab width	Dimension mm						Weight/ 100 pcs. ~ kg	Packing unit/ pcs
				a1	a2	l1	l2	l3	s		
0.5-1	18203AZ	0.8	4.8	6.0	3.4	15.6	7	6.0	0.38	0.09	100
	18303AZ	0.8	4.8	6.0	3.4	15.6	7	6.0	0.38	0.09	100
1.5-2.5	1730AZ	0.8	*6.3	8.5	4.5	19.2	8	7.5	0.38	0.13	100

► * = according to DIN 46345, also available in nickel-plated steel

► Tools: see chart page 194

Non-insulated receptacles with latch

► For fine and superfine stranded conductors



Characteristics

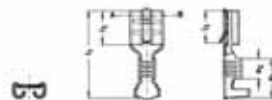
- Total cross-section: 0.5 - 6 mm²
- Acc. to DIN 46340, sheet 3
- With latch to engage in housings
- With grooved profile for improved contact characteristics

Material

- CuZn (brass)

Surface

- Tin-plated



Nominal cross section mm ²	Part No.	Tab thckn.	Tab width	Dimension mm						Weight/ 100 pcs. ~ kg	Packing unit/ pcs
				a1	a2	l1	l2	l3	s		
0.5-1	2720	0.8	6.3	8.5	4.5	19.2	7.4	7	0.38	0.070	100
1.5-2.5	2730	0.8	6.3	8.5	4.5	19.2	7.4	7	0.38	0.075	100
4-6	2750	0.8	6.3	8.5	4.5	19.2	7.4	7	0.38	0.090	100

► Tools: see chart page 194

Cable connections, insulated and non insulated

Non-insulated receptacles with lateral conductor connector



► For fine and superfine stranded conductors



Characteristics

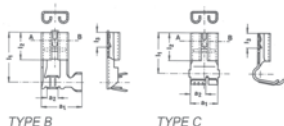
- Total cross-section: 0.5 - 2.5 mm²
- With grooved profile for improved contact characteristics

Material

- CuZn (brass)

Surface

- Tin-plated



Nominal cross section mm ²	Part No.	Tab thickn.	Tab width	Typ	Dimension mm								Weight/100 pcs. ~ kg	Packing unit/pcs
					a1	a2	l1	l2	l3	l4	s			
0.5-1	3720	0.8	6.3	B	11.0	3.0	12.5	7.4	4.0	7.2	0.38	0.080	100	
0.5-1.5	3725	0.8	6.3	C	7.5	4.0	11.00	7.4	4.0	7.2	0.45	0.085	100	
1.5 - 2.5	3735	0.8	6.3	B	11.0	3.0	13.5	7.0	4.0	7.2	0.38	0.085	100	

► Tools: see chart page 194

Non-insulated tabs



► For fine and superfine stranded conductors



Characteristics

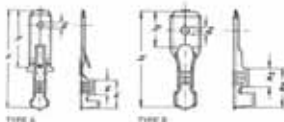
- Total cross-section: 0.5 - 6 mm²
- With grooved profile for improved contact characteristics

Material

- CuZn (Messing)

Surface

- Tin-plated



Nominal cross section mm ²	Nominal size to DIN	Part No.	Tab thickn.	Tab width	Typ	Dimension mm					Weight/100 pcs. ~ kg	Packing unit/pcs
						a1	a2	d2	l1	l2		
0.5-1	46343 B6.3 - 1	*2235	0.8	2.8	A	6.0	3.2	1.30	22.5	12.7	0.045	100
	46248 A6.3 - 2.5	2220	0.8	6.3	A	8.2	4.0	1.65	28.0	16.0	0.085	100
1.5-2.5	46343 B6.3 - 2.5	1830	0.8	6.3	B	9.0	4.5	1.65	20.0	8.0	0.065	100
	46343 B6.3 - 2.5	2230	0.8	6.3	A	8.2	4.0	1.65	28.0	16.0	0.090	100
4-6	46343 B6.3 - 6	2250	0.8	6.3	A	8.2	4.0	1.65	28.0	16.0	0.100	100

► * = Dimensions in plug sector acc. to DIN 46244

► Tools: see chart page 194

Insulation sleeves

▶ For non-insulated tabs

Characteristics

- For cross-sections from 0.5 - 6 mm²
- For post-insulation of crimped non-insulated receptacles

Material

- see table



Nominal cross section mm ²	Nominal size to DIN	Part No.	Colour	Typ	Dimension mm			Insulation material	for part no.	Weight/100 pcs. ~ kg	Packing unit/pcs
					b1	l	h1				
0.5-1	2.8	2755	□	A	6.5	20.0	4.0	PE	1825,18251,18251A,18201,18201A	0.015	100
0.5-1.5	4.8	2760	□	A	7.0	20.0	5.0	PE	18202,18203	0.015	100
1.5-2.5	4.8	2765	■	A	9.5	20.0	5.5	PE	18302,18303	0.025	100
0.5-2.5	6.3	2770	□	A	12.5	23.0	8.5	PE	1720,1730	0.035	100
0.5-2.5	6.3	2775	□	A	9.5	25.0	5.0	PE	1820,1830	0.030	100
0.5-4	6.3	2780	□	A	9.5	25.0	6.0	PE	1720,1730,1820,1830	0.030	100
0.5-6	6.3	2785	□	B	9.2	24.5	5.6	PA	1720,1730,1750,2720,2730,2750	0.055	100
0.5-6	6.3	2790	□	C	13.5	15.0	3.1	PVC	3720,3725,3735	0.060	100

Non-insulated tabs, angled type



Characteristics

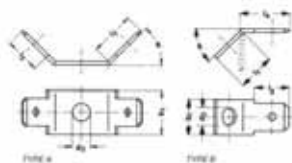
- Acc. to DIN 46342 part 1 and similar versions
- Dimensions in the plug sector to DIN 46244

Material

- CuZn (brass)

Surface

- Tin-plated



Nominal size to DIN	Part No.	Tab thickn.	Tab width	Typ	Dimension mm						Weight/ 100 pcs. ~ kg	Packing unit/ pcs
					a1	a2	l1	l2	l3	s		
--	2040	0.8	2.8	A	5.0	3.2	5.5	6.5	--	60°	0.040	100
	2045	0.8	6.3	A	10.0	4.3	8.0	10.0	--	45°	0.160	100
	2060	0.8	6.3	B	8.0	4.3	8.0	8.0	10.7	30°	0.085	100
	2070	0.8	6.3	B	8.0	3.2	8.0	8.0	10.7	45°	0.085	100
	2075	0.8	6.3	B	8.0	4.1	8.0	8.0	10.7	45°	0.085	100
B 6.3 - 0.8	2080	0.8	6.3	B	8.0	4.3	8.0	8.5	10.7	45°	0.085	100
--	2083	0.8	6.3	B	8.0	5.3	8.0	8.5	10.7	45°	0.080	100
	2090	0.8	6.3	B	8.0	5.3	8.0	8.0	10.7	45°	0.080	100
	2100	0.8	6.3	B	7.5	2.5	8.0	5.7	11.5	90°	0.075	100
	2105	0.8	6.3	B	8.0	3.2	8.0	8.0	11.5	90°	0.085	100
C 6.3 - 0.8	2115	0.8	6.3	B	8.0	4.3	8.0	8.5	11.5	90°	0.090	100

Non-insulated tabs, straight type



Characteristics

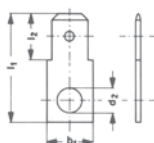
- Acc. to DIN 46342 part 1 and similar versions
- Dimensions in the plug sector to DIN 46244

Material

- CuZn (brass)

Surface

- Tin-plated



TYPE A

Nominal size to DIN	Part No.	Tab thickn.	Tab width	Typ	Dimension mm					Weight/ 100 pcs. ~ kg	Packing unit/ pcs
					b1	d2	l1	l2	s		
--	2123	0.8	2.8	A	4.5	3.1	13.0	5.5	0.8	0.028	100
A 6.3 - 0.8	2140	0.8	6.3	A	8.0	4.3	19.0	8.0	0.8	0.086	100
--	2145	0.8	6.3	A	8.0	5.3	19.0	8.0	0.8	0.080	100

Non-insulated tabs, for soldering applications

Characteristics

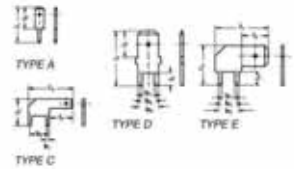
- Dimensions in the plug sector to DIN 46244
- For soldering in printed circuits

Material

- CuZn (brass)

Surface

- Tin-plated



Part No.	Tab thckn.	Tab width	Typ	Dimension mm									Weight/ 100 pcs. ~ kg	Packing unit/pcs
				b1	b2	b3	l1	l2	l3	l4	s			
2010	0.8	2.8	A	--	--	--	10.5	6.5	--	--	0.8	0.015	100	
2020	0.5	2.8	C	1.0	5	--	--	7.1	8	13.4	0.5	0.025	100	
2025	0.8	2.8	C	1.0	5	--	--	7.1	8	13.4	0.8	0.040	100	
2030	0.8	6.3	D	3.5	5	6.4	16.0	8.0	4	12.0	0.8	0.065	100	
2035	0.8	6.3	E	3.8	5	6.2	16.0	8.0	3	12.0	0.8	0.085	100	

Non-insulated multiple tabs

Characteristics

- Dimensions in the plug sector to DIN 46244

Material

- CuZn (brass)

Surface

- Tin-plated



Part No.	Tab thckn.	Tab width	Typ	Dimension mm									Weight/ 100 pcs. ~ kg	Packing unit/pcs
				a1	b2	b3	l1	l2	l3	h	w	s		
735	0.8	2.8	A	5	3.2	3.1	16.0	6.7	--	--	--	0.38	0.060	100
755	0.8	4.8	C	--	4.4	--	20.0	7.0	7.0	8.0	--	0.38	0.155	100
725	0.8	6.3	D	--	--	--	--	8	7.5	--	15°	0.38	0.115	100
775	0.8	6.3	C	--	--	--	20.5	12	7.5	9.6	--	0.38	0.200	100

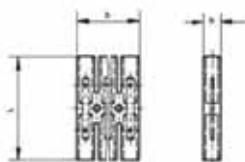
Cable connections, insulated and non insulated

Flexible connectors, tab width 2.8 mm



Characteristics

- With tabs 2.8 x 0.8 mm
- 1, 2 and 12-poles
- Further poles on request



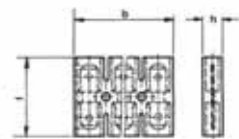
Part No.	Tab thickn.	Tab width	Poles	Dimension mm				Insulation material	Bolt size in mm		Weight/ 100 pcs. ~ kg	Packing unit/pcs
				b	l	h	s		distance	dia.		
8101	0.8	2.8	1	7.5	35	5.5	0.8	PVC	--	--	0.2	100
8102	0.8	2.8	2	15.0	35	5.5	0.8	PVC	--	2.7	0.3	50
81012	0.8	2.8	12	88.0	35	5.5	0.8	PVC	75	2.7	1.6	10

Flexible connectors, tab width 4.8 mm



Characteristics

- With tabs 4.8 x 0.8 mm
- 1, 2 and 12-poles
- Further poles on request

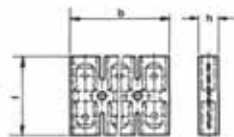


Part No.	Tab thickn.	Tab width	Poles	Dimension mm				Insulation material	Bolt size in mm		Weight/ 100 pcs. ~ kg	Packing unit/pcs
				b	l	h	s		distance	dia.		
8051	0.8	4.8	1	12.5	28	6.6	0.8	PVC	--	--	0.25	100
8052	0.8	4.8	2	25.0	28	6.6	0.8	PVC	--	3.2	0.50	50
80512	0.8	4.8	12	142.0	28	6.6	0.8	PVC	120	3.2	2.80	10

Flexible connectors, tab width 6.3 mm

Characteristics

- With tabs 6.3 x 0.8 mm
- 1, 2 and 12-poles
- Further poles on request

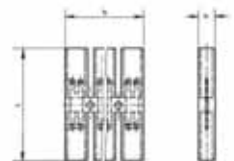


Part No.	Tab thickn.	Tab width	Poles	Dimension mm				Insulation material	Bolt size in mm		Weight/ 100 pcs. ~ kg	Packing unit/pcs
				b	l	h	s		distance	dia.		
8001	0.8	6.3	1	12.5	28	6.6	0.8	PVC	--	--	0.30	100
8002	0.8	6.3	2	25.0	28	6.6	0.8	PVC	--	3.7	0.55	50
80012	0.8	6.3	12	142.0	28	6.6	0.8	PVC	120	3.7	3.20	10

Polyamide connectors, tab width 2.8 and 6.3 mm

Characteristics

- With tabs 2.8 x 0.8 mm and 6.3 x 0.8 mm
- 1, 2 and 12-poles
- Further poles on request



Part No.	Tab thickn.	Tab width	Poles	Dimension mm				Insulation material	Bolt size in mm		Weight/ 100 pcs. ~ kg	Packing unit/pcs
				b	l	h	s		distance	dia.		
8011	0.8	6.3 and 2 x 2.8	1	10.0	50	7.5	0.8	Polyamid	--	--	0.25	100
8012	0.8	6.3 and 2 x 2.8	2	22.5	50	7.5	0.8	Polyamid	--	3.1	0.50	50
80112	0.8	6.3 and 2 x 2.8	12	147.5	50	7.5	0.8	Polyamid	125	3.1	3.10	10

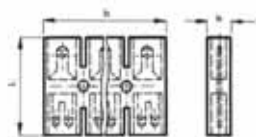
Cable connections, insulated and non insulated

Flexible circuit distributors, tab width 2.8 mm



Characteristics

- With tabs 2.8 x 0.8 mm
- 1 and 12-poles
- Further poles on request



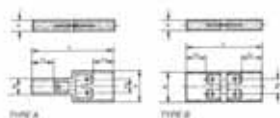
Part No.	Tab thickn.	Tab width	Poles	Dimension mm				Insulation material	Bolt size in mm		Weight/100 pcs. ~ kg	Packing unit/pcs
				b	l	h	s		distance	dia.		
8151	0,8	2,8	1	12,5	28	7	0,8	PVC	--	--	0,25	100
8152	0,8	2,8	12	147,0	28	7	0,8	PVC	123	3,2	2,80	10

Flexible circuit distributors, tab width 6.3 mm

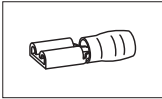


Characteristics

- With tabs 6.3 x 0.8 mm



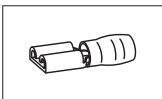
Part No.	Tab thickn.	Tab width	Typ	Dimension mm						Insulation material	Weight/100 pcs. ~ kg	Packing unit/pcs	
				b	b1	b2	l	l1	h				s
816	0.8	6.3	A	21	11.3	9	53	15	7.5	0.8	PVC	0.60	10
817	0.8	6.3	B	20	11.3	9	51	13	7.0	0.8	PVC	0.65	10



■ Tool application chart

Insulated cable connections

Crimping range corresponds to nominal cross-section mm ²	Crimping tools			Tool type					Crimp profile	Page (Tool)
	Tools	Crimping head/ Adapter	Mechanical crimping tools	mechanical, electrical, pneumatic, crimping tools with interchangeable dies/heads	Hand hydraulic crimping tools	Battery powered crimping tools	Hydraulic crimping systems	Hydraulic crimping heads		
0.1-1	K80		•						○	233
	KP1	+KP80		•					○	256
	KP1L	+KP80		•					○	256
	EKP1	+KP80				•			○	312
	TEKP1	+KP80		•					○	281
	KPM15	+KP80		•					○	282
0.5-2.5	K81		•						○	233
	KP1	+KP81		•					○	256
	KP1L	+KP81		•					○	256
	EKP1	+KP81				•			○	312
	TEKP1	+KP81		•					○	281
	KPM15	+KP81		•					○	282
0.5-6	K10		•						○	232
	K14		•						○	232
	K50			•					○	259
	EK50ML			•					○	278
	EK1550					•			○	308
	EK1550G					•			○	310
	K82		•						○	234
4-6	KP1	+KP83		•					○	256
	KP1L	+KP83		•					○	256
	EKP1	+KP83				•			○	312
	TEKP1	+KP83		•					○	281
	KPM15	+KP83		•					○	282

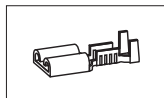


■ Tool application chart

Butt connectors with heat shrink insulation

Crimping range corresponds to nominal cross-section mm ²	Crimping tools			Tool type					Crimp profile	Page (Tool)
	Tools	Crimping head/ Adapter	Mechanical crimping tools	mechanical, electrical, pneumatic, crimping tools with interchangeable dies/heads	Hand hydraulic crimping tools	Battery powered crimping tools	Hydraulic crimping systems	Hydraulic crimping heads		
0.5-6	K50			•					○	259
	EK50ML			•					○	278
	EK1550					•			○	308
	EK1550G					•			○	310

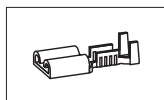
Cable connections, insulated and non insulated



■ Tool application chart

Non-insulated receptacles, straight type

Crimping range corresponds to nominal cross-section mm²	Crimping tools			Tool type					Crimp profile	Page (Tool)
	Tools	Crimping head/ Adapter	Mechanical crimping tools	mechanical, electrical, pneumatic, crimping tools with interchangeable dies/heads	Hand hydraulic crimping tools	Battery powered crimping tools	Hydraulic crimping systems	Hydraulic crimping heads		
0.1-1	K572		•						☺	235
	K67		•						☺	237
0.1-6	K50			•					☺	259
	EK50ML			•					☺	278
	EK1550					•			☺	308
	EK1550G					•			☺	310
0.5-2.5	K582		•						☺	236
	K65		•						☺	237
	K68		•						☺	239
0.5-6	K592		•						☺	236
	K60		•						☺	235



■ Tool application chart

Non-insulated receptacles, with lateral conductor connector

Part No.	Crimping tools			Tool type					Crimp profile	Page (Tool)
	Tools	Crimping head/ Adapter	Mechanical crimping tools	mechanical, electrical, pneumatic, crimping tools with interchangeable dies/heads	Hand hydraulic crimping tools	Battery powered crimping tools	Hydraulic crimping systems	Hydraulic crimping heads		
3720 3735	K50			•					☺	259
	EK50ML			•					☺	278
	EK1550					•			☺	308
	EK1550G					•			☺	310
	K63		•						☺	238
	SKP6			•					☺	258
3725	K50			•					☺	259
	EK50ML			•					☺	278
	EK1550					•			☺	308
	EK1550G					•			☺	310
	K64		•						☺	238
	SKP6			•					☺	258

Klauke®

Everything in its place.

Pocket boxes and assortment boxes.

Connecting materials and crimping tools immediately at hand, assorted and safely stored. Klauke assortment boxes offer you these benefits. The pocket boxes made from impact-resistant plastic are designed so that the connecting material remains in the pockets, even after an impact or strong vibrations. You save time, stay calm and don't lose any material.

Needless to say, the assortment boxes are also available empty. You can then use them for your own particular range of Klauke connecting materials.



- Pocket boxes from impact-resistant plastic with cable end-sleeves.
- Assortment boxes with tubular and compression cable lugs, cable end-sleeves and insulated cable connections with appropriate stripping and crimping tool.



The Klauke assortment boxes are available either full or empty for individual contents (special-purpose filling on request).



■ Cable end-sleeves assorted in pocket boxes.



- ▶ For cable end-sleeves with or without insulation.
- ▶ Rotating chute with zero positioning and indent.
- ▶ **From impact-resistant plastic.**
- ▶ Pocket boxes with raised edge.

Benefits:

- ▶ The cable end-sleeves are assorted for direct use. No need to search and quick progressing.
- ▶ Thanks to the practical opening, the required number is always taken.
- ▶ The pocket boxes are the ideal solution for rough site operation.
- ▶ The raised edge makes it easier to top up the pocket boxes. The boxes can also be stacked.

■ Practical assortments of connecting materials and tools.

- ▶ Matched to the most frequent applications.
- ▶ Sorting pockets close flush with the lid.
- ▶ **From impact-resistant, high-quality plastic.**
- ▶ Sturdy designs for use on construction sites.
- ▶ Now also for integration into TÜV-tested vehicle equipment systems from SORTIMO.

Benefits:

- ▶ You get a perfectly matched assortment of tools and connecting materials.
- ▶ Users always have the right materials at hand.
- ▶ The materials remain in the correct pocket during transportation, even in the event of a crash or strong vibrations.



▶ All assortment boxes are also available empty for individual filling.



SK 65 B Metal assortment box with tubular cable lugs and crimping tool



▶ Hammer-tone finished assortment box

Characteristics

- Sturdy steel carrying case with lock and handle
- Dimensions: 400x250x50 mm

Item		Part No.	
Assortment box with tubular cable lugs "standard type" and crimping tool K05		SK65B	
Scope of supply	Description	Quantity	Page
SK65L	Steel carrying case	1	215
K05	Crimping tool for tubular cable lugs and connectors, standard type 6 - 50 mm ²	1	247
1R6	Tubular cable lug without inspection hole, 6 mm ² , M6, Cu tinned	25	34
1R8	Tubular cable lug without inspection hole, 6 mm ² , M8, Cu tinned	25	34
2R6	Tubular cable lug without inspection hole, 10 mm ² , M6, Cu tinned	25	34
2R8	Tubular cable lug without inspection hole, 10 mm ² , M8, Cu tinned	25	34
3R8	Tubular cable lug without inspection hole, 16 mm ² , M8, Cu tinned	25	34
3R10	Tubular cable lug without inspection hole, 16 mm ² , M10, Cu tinned	25	34
4R8	Tubular cable lug without inspection hole, 25 mm ² , M8, Cu tinned	25	34
4R10	Tubular cable lug without inspection hole, 25 mm ² , M10, Cu tinned	25	34
5R8	Tubular cable lug without inspection hole, 35 mm ² , M8, Cu tinned	20	34
5R10	Tubular cable lug without inspection hole, 35 mm ² , M10, Cu tinned	20	34
6R10	Tubular cable lug without inspection hole, 50 mm ² , M10, Cu tinned	20	34
6R12	Tubular cable lug without inspection hole, 50 mm ² , M12, Cu tinned	20	34

SK 50 B Metal assortment box with DIN compression cable lugs and crimping tool



▶ Hammer-tone finished assortment box

Characteristics

- Sturdy steel carrying case with lock and handle
- Dimensions: 400x250x50 mm

Item		Part No.	
Assortment box from steel with DIN compression cable lugs and crimping tool		SK50B	
Scope of supply	Description	Quantity	Page
SK65L	Steel carrying case	1	215
K05D	Crimping tool for compression cable lugs and connectors (DIN 46235 / DIN 46267 part 1) 6 - 50 mm ²	1	247
101R5	Compression cable lug, DIN 46235, 6 mm ² , M5, Cu tinned	50	72
101R6	Compression cable lug, DIN 46235, 6 mm ² , M6, Cu tinned	50	72
102R5	Compression cable lug, DIN 46235, 10 mm ² , M5, Cu tinned	50	72
102R6	Compression cable lug, DIN 46235, 10 mm ² , M6, Cu tinned	50	72
103R8	Compression cable lug, DIN 46235, 16 mm ² , M8, Cu tinned	25	72
103R10	Compression cable lug, DIN 46235, 16 mm ² , M10, Cu tinned	25	72
104R8	Compression cable lug, DIN 46235, 25 mm ² , M8, Cu tinned	25	72
104R10	Compression cable lug, DIN 46235, 25 mm ² , M10, Cu tinned	25	72
105R8	Compression cable lug, DIN 46235, 35 mm ² , M8, Cu tinned	20	72
105R10	Compression cable lug, DIN 46235, 35 mm ² , M10, Cu tinned	20	72
106R10	Compression cable lug, DIN 46235, 50 mm ² , M10, Cu tinned	15	72
106R12	Compression cable lug, DIN 46235, 50 mm ² , M12, Cu tinned	15	72

L-BOXX 65BCB - plastic - with blue connection® equipment

▶ Extensive equipment based on the blue connection® product line, including crimping tool, cutting tool and electrician's knife

Characteristics

- Manufactured from shock and impact resistant ABS plastic, very robust, loadable to 100 kg
- Stackable using an Easy-Click system which allows an easy opening and closing
- Dimensions: 442x357x117 mm (W/D/H)



Item		Part No.	
L-BOXX from plastic with blue connection® equipment		LBOXX65BCB	
Scope of supply	Description	Quantity	Page
K05BC	Crimping tool for tubular cable lugs and connectors, blue connection® 6 - 50 mm²	1	246
K100	Hand-operated cutting tool for Cu and Al cables to 14 mm dia.	1	268
KL740416	Electrician's knife, without blade 4 - 16 mm dia.	1	520
6B6	Rohrkabelschuhe, blue connection®, 6 mm², M6, Cu	25	26
6B8	Tubular cable lugs, blue connection®, 6 mm², M8, Cu	25	26
10B6	Rohrkabelschuhe, blue connection®, 10 mm², M6, Cu	25	26
10B8	Rohrkabelschuhe, blue connection®, 10 mm², M8, Cu	25	26
16B10	Tubular cable lugs, blue connection®, 16 mm², M10, Cu	25	26
25B8	Tubular cable lugs, blue connection®, 25 mm², M8, Cu	20	26
25B10	Tubular cable lugs, blue connection®, 25 mm², M10, Cu	20	26
35B8	Tubular cable lugs, blue connection®, 35 mm², M8, Cu	20	26
35B10	Tubular cable lugs, blue connection®, 35 mm², M10, Cu	20	26
50B10	Tubular cable lugs, blue connection®, 50 mm², M10, Cu	20	26
LBOXX102LFG	L-BOXX with front handle (W/D/H: 442 x 357 x 117 mm)	1	

L-BOXX 65B - plastic - with standard equipment for electrical installation

Characteristics

- Manufactured from shock and impact resistant ABS plastic, very robust, loadable to 100 kg
- Stackable using an Easy-Click system which allows an easy opening and closing
- Dimensions: 442x357x117 mm (W/D/H)



Item		Part No.	
L-BOXX from plastic with standard equipment for electrical installation		LBOXX65B	
Scope of supply	Description	Quantity	Page
K05	Crimping tool for tubular cable lugs and connectors, standard type 6 - 50 mm²	1	247
K100	Hand-operated cutting tool for Cu and Al cables to 14 mm dia.	1	268
KL740416	Electrician's knife, without blade 4 - 16 mm dia.	1	520
1R6	Tubular cable lug without inspection hole, 6 mm², M6, Cu tinned	25	34
1R8	Tubular cable lug without inspection hole, 6 mm², M8, Cu tinned	25	34
2R6	Tubular cable lug without inspection hole, 10 mm², M6, Cu tinned	25	34
2R8	Tubular cable lug without inspection hole, 10 mm², M8, Cu tinned	25	34
3R10	Tubular cable lug without inspection hole, 16 mm², M10, Cu tinned	25	34
4R8	Tubular cable lug without inspection hole, 25 mm², M8, Cu tinned	20	34
4R10	Tubular cable lug without inspection hole, 25 mm², M10, Cu tinned	20	34
5R8	Tubular cable lug without inspection hole, 35 mm², M8, Cu tinned	20	34
5R10	Tubular cable lug without inspection hole, 35 mm², M10, Cu tinned	20	34
6R10	Tubular cable lug without inspection hole, 50 mm², M10, Cu tinned	15	34
LBOXX102LFG	L-BOXX with front handle (W/D/H: 442 x 357 x 117 mm)	1	

ST 23 B Pocket box with cable end-sleeves 0.25 - 1 mm²

▶ Pocket box made from impact-resistant plastic

Characteristics

- Stackable and resealable
- * = not standardized

Item	Part No.		
Pocket box with cable end-sleeves 0.25 - 1 mm ² to DIN 46228 part 1	ST23B		
Scope of supply	Description	Quantity	Page
ST23L	Pocket box	1	
*695V	Cable end-sleeve, 0.25 mm ² , 5mm long, Cu tinned	1000	154
*705V	Cable end-sleeve, 0.34 mm ² , 5mm long, Cu tinned	1000	154
716V	Cable end-sleeve DIN 46228 part 1, 0.75 mm ² , 6mm long, Cu tinned	1000	154
71S6V	Cable end-sleeve DIN 46228 part 1, 0.5 mm ² , 6mm long, Cu tinned	500	154
72S6V	Cable end-sleeve DIN 46228 part 1, 1.0 mm ² , 6mm long, Cu tinned	500	154

ST 21 B Pocket box with cable end-sleeves 0.5 - 2.5 mm²

▶ Pocket box made from impact-resistant plastic

Characteristics

- Stackable and resealable

Item	Part No.		
Pocket box with cable end-sleeves 0.5 - 2.5 mm ² to DIN 46228 part 1	ST21B		
Scope of supply	Description	Quantity	Page
ST21L	Pocket box	1	
71S6V	Cable end-sleeve DIN 46228 part 1, 0.5 mm ² , 6mm long, Cu tinned	1000	154
716V	Cable end-sleeve DIN 46228 part 1, 0.75 mm ² , 6mm long, Cu tinned	500	154
72S6V	Cable end-sleeve DIN 46228 part 1, 1.0 mm ² , 6mm long, Cu tinned	500	154
727V	Cable end-sleeve DIN 46228 part 1, 1.5 mm ² , 7mm long, Cu tinned	500	154
737V	Cable end-sleeve DIN 46228 part 1, 2.5 mm ² , 7mm long, Cu tinned	500	154

ST 22 B Pocket box with cable end-sleeves 4 - 16 mm²

▶ Pocket box made from impact-resistant plastic

Characteristics

- Stackable and resealable





Item	Part No.		
Pocket box with cable end-sleeves 4 - 16 mm ² to DIN 46228 part 1	ST22B		
Scope of supply	Description	Quantity	Page
ST22L	Pocket box	1	
749V	Cable end-sleeve DIN 46228 part 1, 4 mm ² , 9mm long, Cu tinned	200	155
7512V	Cable end-sleeve DIN 46228 part 1, 6 mm ² , 12mm long, Cu tinned	100	155
7612V	Cable end-sleeve DIN 46228 part 1, 10 mm ² , 12mm long, Cu tinned	70	155
7712V	Cable end-sleeve DIN 46228 part 1, 16 mm ² , 12mm long, Cu tinned	70	155

ST 15 B Pocket box with insulated twin cable end-sleeves 2 x 0.75 - 2 x 2.5 mm²

▶ Pocket box made from impact-resistant plastic

Characteristics

- Stackable and resealable

Item			Part No.	
Pocket box with twin cable end-sleeves 2 x 0.75 - 2 x 2.5 mm ²			ST15B	
Scope of supply	Colour	Description	Quantity	Page
ST15L		Pocket box	1	
8708		Ins. twin cable end-sleeve, 2 x 0.75 mm ²	50	162
8718		Ins. twin cable end-sleeve, 2 x 1 mm ²	50	162
8728		Ins. twin cable end-sleeve, 2 x 1.5 mm ²	50	162
87310		Ins. twin cable end-sleeve, 2 x 2.5 mm ²	50	162








ST 1 B Pocket box with ins. cable end-sleeves 0.5 - 2.5 mm², DIN 46228 p. 4, colour code 1

▶ Pocket box made from impact-resistant plastic

Characteristics

- Stackable and resealable

Item			Part No.	
Pocket box with insulated cable end-sleeves 0.5 - 2.5 mm ²			ST1B	
Scope of supply	Colour	Description	Quantity	Page
ST1L		Pocket box	1	
1690		Ins. cable end-sleeve DIN 46228 part 4, 0.5 mm ² , 14mm long	50	158
170W		Ins. cable end-sleeve DIN 46228 part 4, 0.75 mm ² , 14.6mm long	100	159
171G		Ins. cable end-sleeve DIN 46228 part 4, 1 mm ² , 14.6mm long	100	159
172R0		Ins. cable end-sleeve DIN 46228 part 4, 1.5 mm ² , 14.6mm long	100	159
173B		Ins. cable end-sleeve DIN 46228 part 4, 2.5 mm ² , 15.2mm long	50	159








ST 11 B Pocket box with insulated cable end-sleeves 0.5 - 2.5 mm², DIN 46228 part 4

▶ Pocket box made from impact-resistant plastic

Characteristics

- Stackable and resealable

Item			Part No.	
Pocket box with insulated cable end-sleeves 0.5 - 2.5 mm ²			ST11B	
Scope of supply	Colour	Description	Quantity	Page
ST11L		Pocket box	1	
4698		Ins. cable end-sleeve DIN 46228 part 4, 0.5 mm ² , 14mm long	50	157
4708		Ins. cable end-sleeve DIN 46228 part 4, 0.75 mm ² , 14mm long	100	157
4718		Ins. cable end-sleeve DIN 46228 part 4, 1 mm ² , 14mm long	100	157
4728		Ins. cable end-sleeve DIN 46228 part 4, 1.5 mm ² , 14mm long	100	157
4738		Ins. cable end-sleeve DIN 46228 part 4, 2.5 mm ² , 14mm long	50	157



ST 31 B Pocket box with ins. cable end-sleeves 0.5 - 2.5 mm², DIN 46228 p. 4, colour code 2

▶ Pocket box made from impact-resistant plastic

Characteristics

- Stackable and resealable

Item		Part No.		
Pocket box with insulated cable end-sleeves 0.5 - 2.5 mm ²		ST31B		
Scope of supply	Colour	Description	Quantity	Page
ST31L		Pocket box	1	
1698	<input type="checkbox"/>	Ins. cable end-sleeve DIN 46228 part 4, 0.5 mm ² , 13mm long	50	160
1708	<input type="checkbox"/>	Ins. cable end-sleeve DIN 46228 part 4, 0.75 mm ² , 13.5mm long	100	160
1718	<input type="checkbox"/>	Ins. cable end-sleeve DIN 46228 part 4, 1 mm ² , 13.5mm long	100	160
1728	<input type="checkbox"/>	Ins. cable end-sleeve DIN 46228 part 4, 1.5 mm ² , 13.5mm long	100	160
1738	<input type="checkbox"/>	Ins. cable end-sleeve DIN 46228 part 4, 2.5 mm ² , 14.5mm long	50	160

ST 12 B Pocket box with insulated cable end-sleeves 4 - 16 mm², DIN 46228 part 4

▶ Pocket box made from impact-resistant plastic

Characteristics

- Stackable and resealable

Item		Part No.		
Pocket box with insulated cable end-sleeves 4 - 16 mm ² to DIN 46228 part 4		ST12B		
Scope of supply	Colour	Description	Quantity	Page
ST12L		Pocket box	1	
47410	<input type="checkbox"/>	Ins. cable end-sleeve DIN 46228 part 4, 4 mm ² , 17mm long	50	157
47512	<input type="checkbox"/>	Ins. cable end-sleeve DIN 46228 part 4, 6 mm ² , 20mm long	20	157
47612	<input type="checkbox"/>	Ins. cable end-sleeve DIN 46228 part 4, 10 mm ² , 22mm long	20	157
47712	<input type="checkbox"/>	Ins. cable end-sleeve DIN 46228 part 4, 16 mm ² , 24mm long	10	157

ST 2 B Pocket box with cable end-sleeves 4 - 16 mm², DIN 46228 part 4, colour code 1

▶ Pocket box made from impact-resistant plastic

Characteristics

- Stackable and resealable





Item		Part No.		
Pocket box with insulated cable end-sleeves 4 - 16 mm ²		ST2B		
Scope of supply	Colour	Description	Quantity	Page
ST2L		Pocket box	1	
174GR	<input type="checkbox"/>	Ins. cable end-sleeve DIN 46228 part 4, 4 mm ² , 16.5mm long	50	159
175S	<input type="checkbox"/>	Ins. cable end-sleeve DIN 46228 part 4, 6 mm ² , 20mm long	20	159
176E	<input type="checkbox"/>	Ins. cable end-sleeve DIN 46228 part 4, 10 mm ² , 21.5mm long	20	159
177GR	<input type="checkbox"/>	Ins. cable end-sleeve DIN 46228 part 4, 16 mm ² , 22.2mm long	10	159

ST 32 B Pocket box with ins. cable end-sleeves 4 - 16 mm², DIN 46228 p. 4, colour code 2

▶ Pocket box made from impact-resistant plastic

Characteristics

- Stackable and resealable

Item			Part No.	
Pocket box with insulated cable end-sleeves 4 - 16 mm ²			ST32B	
Scope of supply	Colour	Description	Quantity	Page
ST32L		Pocket box	1	
17410		Ins. cable end-sleeve DIN 46228 part 4, 4 mm ² , 16.5mm long	50	160
17512		Ins. cable end-sleeve DIN 46228 part 4, 6 mm ² , 20mm long	20	160
17612		Ins. cable end-sleeve DIN 46228 part 4, 10 mm ² , 21.5mm long	20	160
17712		Ins. cable end-sleeve DIN 46228 part 4, 16 mm ² , 23.5mm long	10	160








ST 3 B Pocket box with ins. cable end-sleeves 0.25 - 1 mm², DIN 46228 p. 4, colour code 1

▶ Pocket box made from impact-resistant plastic

Characteristics

- Stackable and resealable
- * = Part No. 167H and 168T are not standardized

Item			Part No.	
Pocket box with insulated twin cable end-sleeves 0.25-1 mm ²			ST3B	
Scope of supply	Colour	Description	Quantity	Page
ST3L		Pocket box	1	
*167H		Ins. cable end-sleeve, 0.25 mm ² , 10.4mm long	30	158
*168T		Ins. cable end-sleeve, 0.34 mm ² , 10.4mm long	30	158
1690		Ins. cable end-sleeve DIN 46228 part 4, 0.5 mm ² , 14mm long	30	158
170W		Ins. cable end-sleeve DIN 46228 part 4, 0.75 mm ² , 14.6mm long	30	159
171G		Ins. cable end-sleeve DIN 46228 part 4, 1 mm ² , 14.6mm long	30	159








ST 13 B Pocket box with ins. cable end-sleeves 0.25 - 1 mm², DIN 46228 p. 4 and similar, colour code 1

▶ Pocket box made from impact-resistant plastic

Characteristics

- Stackable and resealable
- * = Part No. 167H and 168T are not standardized

Item			Part No.	
Pocket box with insulated cable end-sleeves 0.25 - 1 mm ² to DIN 46228 part 4			ST13B	
Scope of supply	Colour	Description	Quantity	Page
ST13L		Pocket box	1	
*167H		Ins. cable end-sleeve, 0.25 mm ² , 10.4mm long	30	158
*168T		Ins. cable end-sleeve, 0.34 mm ² , 10.4mm long	30	158
4698		Ins. cable end-sleeve DIN 46228 part 4, 0.5 mm ² , 14mm long	30	157
4708		Ins. cable end-sleeve DIN 46228 part 4, 0.75 mm ² , 14mm long	30	157
4718		Ins. cable end-sleeve DIN 46228 part 4, 1 mm ² , 14mm long	30	157








ST 33 B Pocket box with ins. cable end-sleeves 0.25 - 1 mm², DIN46228 p.4 and similar, colour code 2

▶ Pocket box made from impact-resistant plastic

Characteristics

- Stackable and resealable
- * = not standardized


Item			Part No.	
Pocket box with insulated cable end-sleeves 0.25 - 1 mm ²			ST33B	
Scope of supply	Colour	Description	Quantity	Page
ST33L		Pocket box	1	
*1676		Ins. cable end-sleeve, 0.25 mm ² , 11 mm long	30	160
*1686		Ins. cable end-sleeve, 0.34 mm ² , 11 mm long	30	160
1698		Ins. cable end-sleeve DIN 46228 part 4, 0.5 mm ² , 13 mm long	30	160
1708		Ins. cable end-sleeve DIN 46228 part 4, 0.75 mm ² , 13.5 mm long	30	160
1718		Ins. cable end-sleeve DIN 46228 part 4, 1 mm ² , 13.5 mm long	30	160

GR 4698 DO Pocket box with insulated cable end-sleeves 0.5 mm²

▶ Pocket box made from impact-resistant plastic

Characteristics

- Stackable and resealable


Item			Part No.	
Pocket box with insulated cable end-sleeves 0.5 mm ² to DIN 46228 part 4			GR4698DO	
Scope of supply	Colour	Description	Quantity	Page
4698		Ins. cable end-sleeve DIN 46228 part 4, 0.5 mm ² , 14 mm long	1000	157

GR 4708 DO Pocket box with insulated cable end-sleeves 0.75 mm²

▶ Pocket box made from impact-resistant plastic

Characteristics

- Stackable and resealable

Item			Part No.	
Pocket box with insulated cable end-sleeves 0.75 mm ² DIN 46228 part 4			GR4708DO	
Scope of supply	Colour	Description	Quantity	Page
4708		Ins. cable end-sleeve DIN 46228 part 4, 0.75 mm ² , 14 mm long	1000	157

GR 4718 DO Pocket box with insulated cable end-sleeves 1 mm²

▶ Pocket box made from impact-resistant plastic

Characteristics

- Stackable and resealable



Item			Part No.	
Pocket box with insulated cable end-sleeves 1 mm ² DIN 46228 part 4			GR4718DO	
Scope of supply	Colour	Description	Quantity	Page
4718	■	Ins. cable end-sleeve DIN 46228 part 4, 1 mm ² , 14mm long	1000	157

GR 4728 DO Pocket box with insulated cable end-sleeves 1.5 mm²

▶ Pocket box made from impact-resistant plastic

Characteristics

- Stackable and resealable



Item			Part No.	
Pocket box with insulated cable end-sleeves 1.5 mm ² DIN 46228 part 4			GR4728DO	
Scope of supply	Colour	Description	Quantity	Page
4728	■	Ins. cable end-sleeve DIN 46228 part 4, 1.5 mm ² , 14mm long	1000	157

GR 4738 DO Pocket box with insulated cable end-sleeves 2.5 mm²

▶ Pocket box made from impact-resistant plastic

Characteristics

- Stackable and resealable



Item			Part No.	
Pocket box with insulated cable end-sleeves 2.5 mm ² DIN 46228 part 4			GR4738DO	
Scope of supply	Colour	Description	Quantity	Page
4738	■	Ins. cable end-sleeve DIN 46228 part 4, 2.5 mm ² , 14mm long	1000	157

ST 5 L Assortment of empty pocket boxes

▶ Pocket box made from impact-resistant plastic

Characteristics

- Stackable and resealable



Item	Part No.
Assortment of pocket boxes	ST5L

SK 30 B Metal assortment box with cable end-sleeves and crimping tool



▶ Hammer-tone finished assortment box

Characteristics

- Dimensions: 200x140x40 mm

Item		Part No.	
Assortment box from steel with cable end-sleeves and crimping tool		SK30B	
Scope of supply	Description	Quantity	Page
SK30L	Steel carrying case	1	213
K48	Crimping tool for cable end-sleeves 0.14 - 2.5 mm ²	1	224
716V	Cable end-sleeve DIN 46228 part 1, 0.75 mm ² , 6mm long, Cu tinned	1000	154
72S6V	Cable end-sleeve DIN 46228 part 1, 1.0 mm ² , 6mm long, Cu tinned	1000	154
727V	Cable end-sleeve DIN 46228 part 1, 1.5 mm ² , 7mm long, Cu tinned	1000	154
737V	Cable end-sleeve DIN 46228 part 1, 2.5 mm ² , 7mm long, Cu tinned	1000	154

SK 32 B Metal assortment box with cable end-sleeves and crimping tool



▶ Broad cable end-sleeve range with single-acting crimping tool
▶ Hammer-tone finished assortment box

Characteristics

- Dimensions: 285x155x45 mm

Item		Part No.	
Assortment box from steel with cable end-sleeves and crimping tool		SK32B	
Scope of supply	Description	Quantity	Page
SK32L	Steel carrying case	1	213
K3	Crimping tool for cable end-sleeves 0.5 - 16 mm ²	1	223
716V	Cable end-sleeve DIN 46228 part 1, 0.75 mm ² , 6mm long, Cu tinned	1000	154
72S6V	Cable end-sleeve DIN 46228 part 1, 1.0 mm ² , 6mm long, Cu tinned	1000	154
727V	Cable end-sleeve DIN 46228 part 1, 1.5 mm ² , 7mm long, Cu tinned	1000	154
737V	Cable end-sleeve DIN 46228 part 1, 2.5 mm ² , 7mm long, Cu tinned	500	154
749V	Cable end-sleeve DIN 46228 part 1, 4 mm ² , 9mm long, Cu tinned	500	155
7510V	Cable end-sleeve DIN 46228 part 1, 6 mm ² , 10mm long, Cu tinned	500	155
7618V	Cable end-sleeve DIN 46228 part 1, 10 mm ² , 18mm long, Cu tinned	250	155
7718V	Cable end-sleeve DIN 46228 part 1, 16 mm ² , 18mm long, Cu tinned	150	155

SK 45 B Metal assortment box with insulated cable end-sleeves and crimping tool

- ▶ Four of the most important insulated cable end-sleeves in a steel carrying case including single-acting crimping tool
- ▶ Hammer-tone finished assortment box



Characteristics

- Dimensions: 200x140x40 mm

Item		Part No.		
Assortment box from steel with Ins. cable end-sleeves and crimping tool		SK45B		
Scope of supply	Colour	Description	Quantity	Page
SK30L		Steel carrying case	1	213
K48		Crimping tool for cable end-sleeves 0.14 - 2.5 mm ²	1	224
4708		Ins. cable end-sleeve DIN 46228 part 4, 0.75 mm ² , 14mm long	300	157
4718		Ins. cable end-sleeve DIN 46228 part 4, 1 mm ² , 14mm long	300	157
4728		Ins. cable end-sleeve DIN 46228 part 4, 1.5 mm ² , 14mm long	300	157
4738		Ins. cable end-sleeve DIN 46228 part 4, 2.5 mm ² , 14mm long	200	157

SK 47 B Metal assortment box with insulated cable end-sleeves and crimping tool

- ▶ Hammer-tone finished assortment box



Characteristics

- Dimensions: 285x155x45 mm

Item		Part No.		
Assortment box from steel with Ins. cable end-sleeves and crimping tool		SK47B		
Scope of supply	Colour	Description	Quantity	Page
SK32L		Steel carrying case	1	213
K3		Crimping tool for cable end-sleeves 0.5 - 16 mm ²	1	223
4708		Ins. cable end-sleeve DIN 46228 part 4, 0.75 mm ² , 14mm long	200	157
4718		Ins. cable end-sleeve DIN 46228 part 4, 1 mm ² , 14mm long	200	157
4728		Ins. cable end-sleeve DIN 46228 part 4, 1.5 mm ² , 14mm long	200	157
4738		Ins. cable end-sleeve DIN 46228 part 4, 2.5 mm ² , 14mm long	200	157
47410		Ins. cable end-sleeve DIN 46228 part 4, 4 mm ² , 17mm long	100	157
47512		Ins. cable end-sleeve DIN 46228 part 4, 6 mm ² , 20mm long	100	157
47618		Ins. cable end-sleeve DIN 46228 part 4, 10 mm ² , 28mm long	100	157
47718		Ins. cable end-sleeve DIN 46228 part 4, 16 mm ² , 28mm long	50	157

SK 30/3 P Plastic assortment box with insulated cable end-sleeves and tools



Characteristics

- Dimensions: 395x295x106 mm

Item				Part No.	
Assortment box from plastic with Ins. cable end-sleeves and tools				SK303P	
Scope of supply	Colour	Description	Quantity	Page	
K432		Automatic wire stripping tool K43/2 0.02 - 10 mm ²	1	516	
K303		Crimping tool for cable end-sleeves and twin cable end-sleeves 0.08 - 10 mm ²	1	229	
4698	<input type="checkbox"/>	Ins. cable end-sleeve DIN 46228 part 4, 0.5 mm ² , 14mm long	400	157	
4708	<input type="checkbox"/>	Ins. cable end-sleeve DIN 46228 part 4, 0.75 mm ² , 14mm long	400	157	
4718	<input type="checkbox"/>	Ins. cable end-sleeve DIN 46228 part 4, 1 mm ² , 14mm long	400	157	
4728	<input type="checkbox"/>	Ins. cable end-sleeve DIN 46228 part 4, 1.5 mm ² , 14mm long	400	157	
4738	<input type="checkbox"/>	Ins. cable end-sleeve DIN 46228 part 4, 2.5 mm ² , 14mm long	200	157	
47410	<input type="checkbox"/>	Ins. cable end-sleeve DIN 46228 part 4, 4 mm ² , 17mm long	200	157	
47512	<input type="checkbox"/>	Ins. cable end-sleeve DIN 46228 part 4, 6 mm ² , 20mm long	100	157	
47612	<input type="checkbox"/>	Ins. cable end-sleeve DIN 46228 part 4, 10 mm ² , 22mm long	100	157	

SK 30/3 S Plastic assortment box with insulated cable end-sleeves and crimping tool



Characteristics

- Dimensions: 275x230x83 mm

Item				Part No.	
Assortment box from plastic with Ins. cable end-sleeves and crimping tool				SK303S	
Scope of supply	Colour	Description	Quantity	Page	
K303		Crimping tool for cable end-sleeves and twin cable end-sleeves 0.08 - 10 mm ²	1	229	
4698	<input type="checkbox"/>	Ins. cable end-sleeve DIN 46228 part 4, 0.5 mm ² , 14mm long	100	157	
4708	<input type="checkbox"/>	Ins. cable end-sleeve DIN 46228 part 4, 0.75 mm ² , 14mm long	100	157	
4718	<input type="checkbox"/>	Ins. cable end-sleeve DIN 46228 part 4, 1 mm ² , 14mm long	100	157	
4728	<input type="checkbox"/>	Ins. cable end-sleeve DIN 46228 part 4, 1.5 mm ² , 14mm long	100	157	
4738	<input type="checkbox"/>	Ins. cable end-sleeve DIN 46228 part 4, 2.5 mm ² , 14mm long	50	157	
47410	<input type="checkbox"/>	Ins. cable end-sleeve DIN 46228 part 4, 4 mm ² , 17mm long	50	157	
47512	<input type="checkbox"/>	Ins. cable end-sleeve DIN 46228 part 4, 6 mm ² , 20mm long	30	157	
47612	<input type="checkbox"/>	Ins. cable end-sleeve DIN 46228 part 4, 10 mm ² , 22mm long	30	157	

SK 43 NB Metal assortment box with insulated cable end-sleeves and tools

▶ High-performance 4-edge crimping tool including wire stripping tool

Characteristics

- Dimensions: 370x210x40 mm



Item		Part No.		
Assortment box from steel with Ins. cable end-sleeves and tools		SK43NB		
Scope of supply	Colour	Description	Quantity	Page
SK43L		Steel carrying case	1	213
K432		Automatic wire stripping tool K43/2 0.02 - 10 mm ²	1	516
K303		Crimping tool for cable end-sleeves and twin cable end-sleeves 0.08 - 10 mm ²	1	229
4698		Ins. cable end-sleeve DIN 46228 part 4, 0.5 mm ² , 14mm long	500	157
4708		Ins. cable end-sleeve DIN 46228 part 4, 0.75 mm ² , 14mm long	500	157
4718		Ins. cable end-sleeve DIN 46228 part 4, 1 mm ² , 14mm long	400	157
4728		Ins. cable end-sleeve DIN 46228 part 4, 1.5 mm ² , 14mm long	400	157
4738		Ins. cable end-sleeve DIN 46228 part 4, 2.5 mm ² , 14mm long	300	157
47410		Ins. cable end-sleeve DIN 46228 part 4, 4 mm ² , 17mm long	100	157
47512		Ins. cable end-sleeve DIN 46228 part 4, 6 mm ² , 20mm long	100	157
47612		Ins. cable end-sleeve DIN 46228 part 4, 10 mm ² , 22mm long	100	157

MK 210 B Metal assortment box with insulated terminals and crimping tool

▶ Hammer-tone finished assortment box

Characteristics

- Dimensions: 250x155x40 mm



Item		Part No.		
Assortment box from steel with Ins. cable connections and crimping tool		MK210B		
Scope of supply	Colour	Description	Quantity	Page
MK210L		Steel carrying case	1	214
K10		Crimping tool for insulated cable connections 0.5 - 6 mm ²	1	232
620C4		Ins. solderless terminal M4 DIN 46237, 0.5-1 mm ² , fork-type	50	175
6305		Ins. solderless terminal M5 DIN 46237, PA insulated sleeve, 1.5-2.5 mm ²	50	174
710		Ins. pin terminal DIN 46231, 1.5-2.5 mm ² , 23mm long	50	176
6505		Ins. solderless terminal M5 DIN 46237, PA insulated sleeve, 4-6 mm ²	25	174

MK 220 B Metal assortment box with insulated terminals and crimping tool



▶ Hammer-tone finished assortment box

Characteristics

- Dimensions: 370x160x40 mm

Item			Part No.	
Assortment box from steel with Ins. cable connections and crimping tool			MK220B	
Scope of supply	Colour	Description	Quantity	Page
MK220L		Steel carrying case	1	214
K10		Crimping tool for insulated cable connections 0.5 - 6 mm ²	1	232
6205	■	Ins. solderless terminal M5 DIN 46237, PA insulated sleeve, 0.5-1 mm ²	50	174
6305	■	Ins. solderless terminal M5 DIN 46237, PA insulated sleeve, 1.5-2.5 mm ²	50	174
620C4	■	Ins. solderless terminal M4 DIN 46237, 0.5-1 mm ² , fork-type	50	175
630C4	■	Ins. solderless terminal M4 DIN 46237, 1.5-2.5 mm ² , fork-type	50	175
705	■	Ins. pin terminal DIN 46231, 0.5-1 mm ² , 22mm long	50	176
710	■	Ins. pin terminal DIN 46231, 1.5-2.5 mm ² , 23mm long	50	176
6505	■	Ins. solderless terminal M5 DIN 46237, PA insulated sleeve, 4-6 mm ²	25	174
715	■	Ins. pin terminal DIN 46231, 0.1-0.4 mm ² , 26mm long	25	176

MK 230 B 507 Metal assortment box with insulated terminals and crimping tool



▶ Hammer-tone finished assortment box

Characteristics

- Dimensions: 366x230x51 mm
- * = not standardized

Item			Part No.	
Assortment box from steel with Ins. cable connections and crimping tool			MK230B507	
Scope of supply	Colour	Description	Quantity	Page
MK230L		Steel carrying case	1	214
K507		Crimping tool with interchangeable dies	1	258
6204	■	Ins. solderless terminal M4 DIN 46237, PA insulated sleeve, 0.5-1 mm ²	50	174
6205	■	Ins. solderless terminal M5 DIN 46237, PA insulated sleeve, 0.5-1 mm ²	50	174
*6206	■	Ins. solderless terminal M6, PA insulated sleeve, 0.5-1 mm ²	50	174
6304	■	Ins. solderless terminal M4 DIN 46237, PA insulated sleeve, 1.5-2.5 mm ²	50	174
6305	■	Ins. solderless terminal M5 DIN 46237, PA insulated sleeve, 1.5-2.5 mm ²	50	174
6306	■	Ins. solderless terminal M6 DIN 46237, PA insulated sleeve, 1.5-2.5 mm ²	50	174
670	■	Ins. butt connector, 0.5-1 mm ²	50	183
680	■	Ins. butt connector, 1.5-2.5 mm ²	50	183
705	■	Ins. pin terminal DIN 46231, 0.5-1 mm ² , 22mm long	50	176
710	■	Ins. pin terminal DIN 46231, 1.5-2.5 mm ² , 23mm long	50	176
730	■	Ins. receptacle 6.3x0.8 mm DIN 46245 part 3, 1.5-2.5 mm ²	50	179
830	■	Ins. tab 6.3x0.8 mm, 1.5-2.5 mm ²	50	182
620C4	■	Ins. solderless terminal M4 DIN 46237, 0.5-1 mm ² , fork-type	50	175
630C4	■	Ins. solderless terminal M4 DIN 46237, 1.5-2.5 mm ² , fork-type	50	175
715	■	Ins. pin terminal DIN 46231, 0.1-0.4 mm ² , 26mm long	25	176
700	■	Ins. butt connector, 4-6 mm ²	25	183
6505	■	Ins. solderless terminal M5 DIN 46237, PA insulated sleeve, 4-6 mm ²	25	174
6506	■	Ins. solderless terminal M6 DIN 46237, PA insulated sleeve, 4-6 mm ²	25	174
650C6	■	Ins. solderless terminal M6 DIN 46237, 4-6 mm ² , fork-type	25	175

LBOXX 230 B - plastic - with standard equipment for electrical installation

Characteristics

- Dimensions: 442x357x117 mm (W/D/H)



Item		Part No.		
L-BOXX from plastic with standard equipment for electrical installation.		LBOXX230B		
Scope of supply	Colour	Description	Quantity	Page
K432		Automatic wire stripping tool K43/2 0.02 - 10 mm ²	1	516
K507		Crimping tool with interchangeable dies	1	258
720	■	Ins. receptacle 6.3x0.8 mm DIN 46245 part 3, 0.5-1 mm ²	50	179
730	■	Ins. receptacle 6.3x0.8 mm DIN 46245 part 3, 1.5-2.5 mm ²	50	179
820	■	Ins. tab 6.3x0.8 mm, 0.5-1 mm ²	50	182
830	■	Ins. tab 6.3x0.8 mm, 1.5-2.5 mm ²	50	182
6204	■	Ins. solderless terminal M4 DIN 46237, PA insulated sleeve, 0.5-1 mm ²	50	174
6305	■	Ins. solderless terminal M5 DIN 46237, PA insulated sleeve, 1.5-2.5 mm ²	50	174
6506	■	Ins. solderless terminal M6 DIN 46237, PA insulated sleeve, 4-6 mm ²	50	174
670	■	Ins. butt connector, 0.5-1 mm ²	50	183
680	■	Ins. butt connector, 1.5-2.5 mm ²	50	183
700	■	Ins. butt connector, 4-6 mm ²	25	183
16505		Solderless terminals DIN 46234, 4-6 mm ² , M5, Cu tinned	50	88
16506		Solderless terminals, DIN 46234, 4-6 mm ² , M6, Cu tinned	50	88
1652C5		Solderless terminals, fork-type, 10 mm ² , M5, Cu-ETP tinned	50	92
1652C6		Solderless terminals, fork-type, 10 mm ² , M6, Cu-ETP tinned	50	92
4708	■	Ins. cable end-sleeve DIN 46228 part 4, 0.75 mm ² , 14mm long	400	157
4718	■	Ins. cable end-sleeve DIN 46228 part 4, 1 mm ² , 14mm long	400	157
4728	■	Ins. cable end-sleeve DIN 46228 part 4, 1.5 mm ² , 14mm long	400	157
4738	■	Ins. cable end-sleeve DIN 46228 part 4, 2.5 mm ² , 14mm long	200	157
47410	■	Ins. cable end-sleeve DIN 46228 part 4, 4 mm ² , 17mm long	100	157
47512	■	Ins. cable end-sleeve DIN 46228 part 4, 6 mm ² , 20mm long	100	157
47612	■	Ins. cable end-sleeve DIN 46228 part 4, 10 mm ² , 22mm long	100	157
LBOXX102LFG		L-BOXX with front handle (W/D/H: 442 x 357 x 117 mm)	1	

SK 82 P Plastic assortment box with insulated terminals and tools



Characteristics

- Dimensions: 395x295x106 mm

Item		Part No.		
Assortment box from plastic with insulated terminals and tools		SK82P		
Scope of supply	Colour	Description	Quantity	Page
K432		Automatic wire stripping tool K43/2 0.02 - 10 mm ²	1	516
K82A		Crimping tool for insulated cable connections 0,5 - 6 mm ²	1	234
6204	■	Ins. solderless terminal M4 DIN 46237, PA insulated sleeve, 0,5-1 mm ²	50	174
6205	■	Ins. solderless terminal M5 DIN 46237, PA insulated sleeve, 0,5-1 mm ²	50	174
670	■	Ins. butt connector, 0,5-1 mm ²	50	183
720	■	Ins. receptacle 6.3x0.8 mm DIN 46245 part 3, 0,5-1 mm ²	50	179
6304	■	Ins. solderless terminal M4 DIN 46237, PA insulated sleeve, 1,5-2,5 mm ²	50	174
6305	■	Ins. solderless terminal M5 DIN 46237, PA insulated sleeve, 1,5-2,5 mm ²	50	174
680	■	Ins. butt connector, 1,5-2,5 mm ²	50	183
730	■	Ins. receptacle 6.3x0.8 mm DIN 46245 part 3, 1,5-2,5 mm ²	50	179
6505	■	Ins. solderless terminal M5 DIN 46237, PA insulated sleeve, 4-6 mm ²	20	174
6506	■	Ins. solderless terminal M6 DIN 46237, PA insulated sleeve, 4-6 mm ²	20	174
700	■	Ins. butt connector, 4-6 mm ²	20	183
715	■	Ins. pin terminal DIN 46231, 0.1-0.4 mm ² , 26mm long	20	176
620C4	■	Ins. solderless terminal M4 DIN 46237, 0,5-1 mm ² , fork-type	20	175
630C4	■	Ins. solderless terminal M4 DIN 46237, 1,5-2,5 mm ² , fork-type	20	175
705	■	Ins. pin terminal DIN 46231, 0,5-1 mm ² , 22mm long	20	176
710	■	Ins. pin terminal DIN 46231, 1,5-2,5 mm ² , 23mm long	20	176

SK 82 S Plastic assortment box with insulated terminals and tools



Item		Part No.		
Assortment box from plastic with insulated terminals and tools		SK82S		
Scope of supply	Colour	Description	Quantity	Page
K82A		Crimping tool for insulated cable connections 0,5 - 6 mm ²	1	234
6204	■	Ins. solderless terminal M4 DIN 46237, PA insulated sleeve, 0,5-1 mm ²	20	174
6205	■	Ins. solderless terminal M5 DIN 46237, PA insulated sleeve, 0,5-1 mm ²	20	174
670	■	Ins. butt connector, 0,5-1 mm ²	20	183
720	■	Ins. receptacle 6.3x0.8 mm DIN 46245 part 3, 0,5-1 mm ²	20	179
6304	■	Ins. solderless terminal M4 DIN 46237, PA insulated sleeve, 1,5-2,5 mm ²	20	174
680	■	Ins. butt connector, 1,5-2,5 mm ²	20	183
730	■	Ins. receptacle 6.3x0.8 mm DIN 46245 part 3, 1,5-2,5 mm ²	20	179
6305	■	Ins. solderless terminal M5 DIN 46237, PA insulated sleeve, 1,5-2,5 mm ²	20	174

SK 30 L Steel carrying case

▶ Hammer-tone finished assortment box

Characteristics

- 4 small and 1 large additional compartments with lock
- For optional storage of crimping tools type K1, K4, K46 and K48
- Dimensions: 200x140x40 mm
- Weight: 1.2 kg



Item	Part No.
Steel carrying case	SK30L

SK 32 L Steel carrying case

▶ Hammer-tone finished assortment box

Characteristics

- 8 small and 1 large additional compartments with lock
- For optional storage of crimping tools type K3 and K35
- Dimensions: 285x155x45 mm
- Weight: 1.3 kg



Item	Part No.
Steel carrying case	SK32L

SK 4 L Steel carrying case

▶ Hammer-tone finished assortment box

Characteristics

- 6 small and 1 large additional compartments with lock
- For optional storage of crimping tools type K02, K2, K16, K25, K28 and K29
- Dimensions: 370x160x40 mm
- Weight: 1.4 kg



Item	Part No.
Steel carrying case	SK4L

SK 43 L Steel carrying case

▶ Hammer-tone finished assortment box

Characteristics

- 8 small and 2 large additional compartments with lock
- For storage of crimping tool K 32 and wire stripper K 41
- Dimensions: 370x210x40 mm
- Weight: 1.9 kg



Item	Part No.
Steel carrying case	SK43L

MK 55 Steel carrying case



▶ Hammer-tone finished assortment box

Characteristics

- 8 small and 1 large additional compartments with lock
- For storage of 8 pairs of dies and crimping tool K50
- Dimensions: 245x130x37 mm
- Weight: 0.7 kg

Item	Part No.
Steel carrying case	MK55

MK 210 L Steel carrying case



▶ Hammer-tone finished assortment box

Characteristics

- 4 small and 1 large additional compartments with lock
- For storage of crimping tools K 10 or K 82
- Dimensions: 250x155x40 mm
- Weight: 1.0 kg

Item	Part No.
Steel carrying case	MK210L

MK 220 L Steel carrying case



▶ Hammer-tone finished assortment box

Characteristics

- 8 small and 1 large additional compartments with lock
- For storage of crimping tools K 10 or K 82
- Dimensions: 370x160x40 mm
- Weight: 1.4 kg

Item	Part No.
Steel carrying case	MK220L

MK 230 L Steel carrying case



▶ Hammer-tone finished assortment box

Characteristics

- 19 small and 1 large additional compartments with lock and handle
- For storage of crimping tools K 10 or K 82
- Dimensions: 366x230x51 mm
- Weight: 2.4 kg

Item	Part No.
Steel carrying case	MK230L

SK 65 L Steel carrying case

▶ Hammer-tone finished assortment box

Characteristics

- 12 small and 1 large additional compartments with lock and handle
- For optional storage of crimping tools type K 05, K 05 BC, K 35/4
- Dimensions: 400x250x50 mm
- Weight: 2.3 kg



Item	Part No.
Steel carrying case	SK65L

SK 120 L Steel carrying case

▶ Hammer-tone finished assortment box

Characteristics

- 8 small and 1 large additional compartments with lock and handle
- For optional storage of crimping tools type K 06, K 06 BC, K 08, K 09 and K 09 BC or cable cutters K 105/1
- Dimensions: 680x265x65 mm
- Weight: 4.7 kg



Item	Part No.
Steel carrying case	SK120L

MK 18 Steel carrying case

▶ Hammer-tone finished assortment box

Characteristics

- 34 small and 1 large additional compartments with lock and handle
- For storage of 34 pairs of dies and crimping tool K 18
- Dimensions: 605x300x50 mm
- Weight: 4.6 kg



Item	Part No.
Steel carrying case	MK18



MK 22 Steel carrying case



▶ Hammer-tone finished assortment box

Characteristics

- 17 small and 1 large additional compartments with lock and handle
- For storage of 17 pairs of dies and crimping tool K 22
- Dimensions: 600x220x65 mm
- Weight: 3.5 kg

Item	Part No.
Steel carrying case	MK22

KKPE Plastic case

**Characteristics**

- For storing complete crimping die sets
- With lock and handle

Item	Part No.
Plastic case for crimping dies of series 22	KKPE
Plastic case for crimping dies of series 4	KKPEH25

MK/KP 1 Plastic case

**Characteristics**

- For storage of crimping tools KP1 and KP1L and 10 crimping heads of the Klauke Pro Series
- With lock and handle
- Dimensions: 395x295x106 mm
- Weight: 1.0 kg

Item	Part No.
Plastic case	MK/KP1

MKU Steel carrying case with wheels



▶ Hammer-tone finished assortment box

Characteristics

- With additional compartment for dies with lock and handle
- For storage of hydraulic crimping tools HK12/2, HK25/2 or HK45
- Dimensions: 810x310x210 mm
- Weight: 10.0 kg

Item	Part No.
Steel carrying case	MKU

TT2 Carrying bag

Characteristics

- For storage of all crimping and cutting heads (except SDK 105, SDK 120 and PK1000)
- Weight: 0.48 kg

Item	Part No.
Carrying bag	TT2



TT4 Carrying bag

Characteristics

- For storage of cutting heads SDK 105 and SDK 120
- Weight: 0.73 kg

Item	Part No.
Carrying bag	TT4



” *High-performance at the touch of a button, where conventional hand tools fail. For this reason we developed battery powered tools with intelligent crimping, cutting and punching functions.“*



Sonja Abele,
Development

Mechanical crimping and cutting tools	220
Mechanical crimping tools	220
Mechanical crimping tools for the photovoltaic	253
Mechanical crimping tools with interchangeable dies	256
Mechanical cutting tools	266
Electric and pneumatic crimping tools	276
Electromechanical crimping tool Klauke micro	276
Electric and pneumatic crimping tools	280
Hand-operated hydraulic crimping and cutting tools	284
Hand-operated hydraulic crimping tools	284
Hand-operated hydraulic cutting tools	298
Battery-powered crimping and cutting tools	304
Battery-powered crimping tools	306
Battery-powered cutting tools	336
Hydraulic universal tools and heads	353
Hydraulic crimping and cutting heads	360
Hydraulic drive units	380
Hydraulic systems	386
Hydraulic crimping systems	388
Hydraulic cutting systems	392
Safety cutting units	394
Accessories for hydraulic tools	396
Batteries and mains sets	397
Battery chargers	399
Force and pressure gauge systems	405



Powerful crimping *by hand.*

Mechanical tools for crimping.

We all have overwhelming power - as long we have the right tool to hand.

The diversity of conductor types and connecting materials calls for numerous different standards for crimping tools. Klauke offers the right solution for all applications. All mechanical crimping tools are made from the highest quality materials, are rust-proof and surface-finished. The products are set apart by their extremely long service life. Unique precision and high quality material guarantee safe and, most important, long-lasting electrical connections. The tools' ergonomic handles and perfected drives optimise transmission of the hand force.



- Crimping tools for Klauke connecting material with nominal cross sections from 0.08 to 400 mm².
- Optimised profile forms for all applications.
- Precise drives for exact crimping results.
- Clear designation of the crimping profiles.



■ Precise crimping *for all cross-sections.*






- ▶ The use of high-grade steels and the annealing process that follows guarantee a long service life for the mechanical crimping tools.
- ▶ Power-optimized drive with integrated ratchet and pre-tension setting.
- ▶ Ergonomic handles, low weight, clear designation of the crimping profiles and telescopic handles for two-handed operation.



Benefits:

- ▶ Many years of low wear use.
- ▶ The integrated ratchet with pre-tension setting guarantees process safety and complete crimping results.
- ▶ Materials processed quickly and effortlessly.

■ Tools for cable end-sleeves: *Which tool for which cable end-sleeve?*

Cross-section max. mm ²	Tool	Crimping profile					Design		Drive	
							Front crimping	Side crimping	10.68 mm	Force- supported
2.5	K4	✓						✓	✓	
	K1		✓					✓	✓	
	K48		✓					✓	✓	
6	K46	✓						✓	✓	
	K36		✓				✓		✓	
	K32		✓				✓			✓
	K37		✓					✓		✓
	K38/2				✓		✓			✓
	KP31/2*		✓					✓		✓
	K38Ergo				✓		✓			✓
	K50 ¹⁾		✓					✓		✓
	KP35/1					✓				✓
	10	K30/3				✓			✓	
KP30/3					✓			✓		✓
K507			✓					✓		✓
16	K3	✓						✓		✓
	K34		✓				✓			✓
	KP30/4				✓			✓		✓
	KP35/2					✓		✓		✓
25	K39		✓						✓	
35	K35	✓						✓		✓
	K27/1			✓				✓		✓
50	K28		✓					✓		✓
	K35/4 ¹⁾		✓					✓		✓
	K27/2			✓				✓		✓
95	K29		✓					✓		✓
	K18 ¹⁾		✓	✓				✓		✓
240	K22 ¹⁾		✓	✓				✓		✓

K = Crimping tool

KP = Pro series crimping head

¹⁾ Interchangeable dies

*Also available as Pro series

K 4 Crimping tool for cable end-sleeves 0.5 - 2.5 mm²

- ▶ Indent crimping for round clamp opening
- ▶ Spring-supported tool opening

Characteristics

- One crimp profile per cross-section
- Lateral insertion
- Exact cross-section assignment
- Ergonomic handles

Technical data	
Crimping range	0.5 - 2.5 mm ²
Length	150 mm
Weight	0.16 kg

Item	Part No.
Crimping tool for cable end-sleeves 0.5 - 2.5 mm ²	K4

Accessories	Part No.	Page
Steel carrying case	SK30L	213

K 46 Crimping tool for cable end-sleeves 1.5 - 6 mm²

- ▶ Indent crimping for round clamp opening
- ▶ Spring-supported tool opening

Characteristics

- One crimp profile per cross-section
- Lateral insertion
- Exact cross-section assignment
- Ergonomic handles

Technical data	
Crimping range	1.5 - 6 mm ²
Length	150 mm
Weight	0.16 kg

Item	Part No.
Crimping tool for cable end-sleeves 1.5 - 6 mm ²	K46

Accessories	Part No.	Page
Steel carrying case	SK30L	213

K 3 Crimping tool for cable end-sleeves 0.5 - 16 mm²

- ▶ Indent crimping for round clamp opening
- ▶ With wire cutter

Characteristics

- One crimp profile per cross-section
- Lateral insertion
- Exact cross-section assignment
- Ergonomic handles

Technical data	
Crimping range	0.5 - 16 mm ²
Length	230 mm
Weight	0.24 kg

Item	Part No.
Crimping tool for cable end-sleeves 0.5 - 16 mm ²	K3

Accessories	Part No.	Page
Steel carrying case	SK32L	213



K 35 Crimping tool for cable end-sleeves 10 - 35 mm²

- ▶ Indent crimping for round clamp opening
- ▶ For large cross-sections to 35 mm²

Characteristics

- One crimp profile per cross-section
- Lateral insertion
- Exact cross-section assignment
- Ergonomic handles

Technical data	
Crimping range	10 - 35 mm ²
Length	230 mm
Weight	0.24 kg

Item	Part No.
Crimping tool for cable end-sleeves 10 - 35 mm ²	K35

Accessories	Part No.	Page
Steel carrying case	SK32L	213



K 1 Crimping tool for cable end-sleeves 0.14 - 2.5 mm²

- ▶ Trapezoid crimping suitable for box terminals
- ▶ Spring-supported tool opening
- ▶ With wire stripper and cutter

Characteristics

- One crimp profile per cross-section
- Lateral insertion
- Exact cross-section assignment
- Ergonomic handles
- Interchangeable stripping blades

Technical data		
Crimping range	0.14 - 2.5 mm ²	
Length	175 mm	
Weight	0.19 kg	
Item	Part No.	
Crimping tool for cable end-sleeves 0.14 - 2.5 mm ²	K1	
Accessories	Part No.	Page
Steel carrying case	SK30L	213

K 48 Crimping tool for cable end-sleeves 0.14 - 2.5 mm²

- ▶ Trapezoid crimping suitable for box terminals
- ▶ Spring-supported tool opening

Characteristics

- One crimp profile per cross-section
- Lateral insertion
- Exact cross-section assignment
- Ergonomic handles

Technical data		
Crimping range	0.14 - 2.5 mm ²	
Length	150 mm	
Weight	0.16 kg	
Item	Part No.	
Crimping tool for cable end-sleeves 0.14 - 2.5 mm ²	K48	
Accessories	Part No.	Page
Steel carrying case	SK30L	213

K 36 Crimping tool for cable end-sleeves and twin cable end-sleeves 0.5 - 6 mm²

- ▶ Two crimping profiles with the cross-section areas 0.5 - 2.5 mm² and 4 - 6 mm²
- ▶ Spring-supported tool opening

Characteristics

- Front insertion (front crimping)
- Ergonomic non-slip handles

Technical data	
Crimping range total	0.5 - 6 mm ²
Cable end-sleeves	0.5 - 2.5 and 4 - 6 mm ²
Twin cable end-sleeves	2x0.5 - 2x1.5 and 2x2.5 - 2x4 mm ²
Length	200 mm
Weight	0.22 kg
Item	Part No.
Crimping tool for cable end-sleeves and twin cable end-sleeves 0.5 - 6 mm ²	K36

Accessories	Part No.	Page
Steel carrying case	SK32L	213



K 32 Crimping tool for cable end-sleeves and twin cable end-sleeves 0.14 - 6 mm²

- ▶ One crimping profile for cross-sections from 0.14 - 6 mm² due to automatic cross-section adjustment
- ▶ Trapezoid crimping suitable for box terminals
- ▶ Spring-supported tool opening

Characteristics

- With ratchet for consistent crimp results
- Front insertion (front crimping)
- Ergonomic handles
- Non-slip handles

Technical data	
Crimping range total	0.14 - 6 mm ²
Cable end-sleeves	0.14 - 6 mm ²
Twin cable end-sleeves	2 x 0.5 - 2 x 2.5 mm ²
Length	210 mm
Weight	0.35 kg
Item	Part No.
Crimping tool for cable end-sleeves and twin cable end-sleeves 0.14 - 6 mm ²	K32

Accessories	Part No.	Page
Steel carrying case	SK43L	213



K 34 Crimping tool for cable end-sleeves and twin cable end-sleeves 6 - 16 mm²

- ▶ Trapezoid crimping suitable for box terminals
- ▶ Spring-supported tool opening
- ▶ One crimping profile for cross-sections from 6 - 16 mm² due to automatic cross-section adjustment

Characteristics

- With ratchet for consistent crimp results
- Front insertion (front crimping)
- Non-slip handles

Technical data		
Crimping range total	6 - 16 mm ²	
cable end-sleeves	6 - 16 mm ²	
Twincable end-sleeves	2 x 4 - 2 x 6 mm ²	
Length	210 mm	
Weight	0.5 kg	
Item	Part No.	
Crimping tool for cable end-sleeves and twin cable end-sleeves 6 - 16 mm ²	K34	
Accessories	Part No.	Page
Steel carrying case	SK43L	213

K 37 Crimping tool for cable end-sleeves 0.14 - 6 mm²

- ▶ Trapezoid crimping suitable for box terminals
- ▶ Tool pre-tensioning adjustable

Characteristics

- An adjusting disc balances the wear of the crimping tool
- One crimp profile per cross-section
- With ratchet for consistent crimp results
- Lateral insertion
- Exact cross-section assignment

Technical data		
Crimping range	0.14 - 6 mm ²	
Length	200 mm	
Weight	0.36 kg	
Item	Part No.	
Crimping tool for cable end-sleeves 0.14 - 6 mm ²	K37	
Accessories	Part No.	Page
Steel carrying case	SK43L	213

K 39 Crimping tool for cable end-sleeves 10 - 25 mm²

- ▶ Trapezoid crimping suitable for box terminals
- ▶ Tool pre-tensioning adjustable

Characteristics

- An adjusting disc balances the wear of the crimping tool
- One crimp profile per cross-section
- With ratchet for consistent crimp results
- Lateral insertion
- Exact cross-section assignment

Technical data	
Crimping range	10 - 25 mm ²
Length	200 mm
Weight	0.36 kg
Item	Part No.
Crimping tool for cable end-sleeves 10 - 25 mm ²	K39

Accessories	Part No.	Page
Steel carrying case	SK43L	213



K 38/2 Crimping tool for cable end-sleeves and twin cable end-sleeves 0.5 - 6 mm²

- ▶ Square crimping suitable for box terminals and spring clamp technology
- ▶ An adjusting disc balances the wear of the crimping tool
- ▶ One crimping profile for cross-sections from 0.5 - 6 mm² due to automatic cross-section adjustment

Characteristics

- Accurate drive
- With ratchet for consistent crimp results
- Front insertion (front crimping)

Technical data	
Crimping range total	0.5 - 6 mm ²
Cable end-sleeves	0.5 - 6 mm ²
Twin cable end-sleeves	2 x 0.5 - 2 x 2.5 mm ²
Length	190 mm
Weight	0.3 kg
Item	Part No.
Crimping tool for cable end-sleeves and twin cable end-sleeves 0.5 - 6 mm ²	K382

Accessories	Part No.	Page
Steel carrying case	SK43L	213



K 38 ERGO Crimping tool for cable end-sleeves and twin cable end-sleeves 0.25 - 6 mm²

- ▶ Square crimping suitable for box terminals and spring clamp technology
- ▶ Ergonomic design
- ▶ Low hand crimping force

Characteristics

- Precise drive with ratchet for consistent crimp results
- Front insertion (front crimping)
- Reduced space requirement for processing
- Automatic cross-section range adjustment from 0.25 - 6 mm²
- Max. length of cable end-sleeves to be crimped 18 mm, from 12 mm in two steps

Technical data	
Crimping range total	0.25 - 6 mm ²
Cable end-sleeves	0.25 - 6 mm ²
Twin cable end-sleeves	2 x 0.5 - 2 x 2.5 mm ²
Length	160 mm
Weight	0.4 kg
Item	Part No.
Crimping tool for cable end-sleeves and twin cable end-sleeves 0.25 - 6 mm ²	K38ERGO

K 38 ERGO SET Plastic case with cable end-sleeves, twin cable end-sleeves and crimping tool





- ▶ Square crimping suitable for box terminals and spring clamp technology
- ▶ Ergonomic design
- ▶ Low hand crimping force
- ▶ Plastic tool case

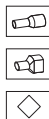
Characteristics

- Accurate drive with ratchet
- Front insertion (front crimping)
- Reduced space requirement for processing
- Automatic cross-section range adjustment from 0.25 - 6 mm²
- Max. length of cable end-sleeves to be crimped 18 mm, from 12 mm in two steps

Technical data	
Crimping range total	0.25 - 6 mm ²
Cable end-sleeves	0.25 - 6 mm ²
Twin cable end-sleeves	2 x 0.5 – 2 x 2.5 mm ²
Dimensions	235 x 180 x 50 mm
Length	160 mm
Weight	0.740 kg

Item	Part No.
Plastic case with cable end-sleeves, twin cable end-sleeves and crimping tool	K38ERGOSET

Scope of supply	Colour	Part No.	Quantity	Page
Crimping tool for cable end-sleeves and twin cable end-sleeves 0.25 - 6 mm ²		K38ERGO	1	228
Ins. cable end-sleeve DIN 46228 part 4, 0.5 mm ² , 14mm long		4698	100	157
Ins. cable end-sleeve DIN 46228 part 4, 0.75 mm ² , 14mm long		4708	100	157
Ins. cable end-sleeve DIN 46228 part 4, 1 mm ² , 14mm long		4718	100	157
Ins. cable end-sleeve DIN 46228 part 4, 1.5 mm ² , 14mm long		4728	100	157



K 30/3 Crimping tool for cable end-sleeves and twin cable end-sleeves 0.08 - 10 mm²

- ▶ Square crimping suitable for box terminals and spring clamp technology

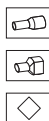
Characteristics

- One crimping profile for cross-sections from 0.08 - 10 mm² due to automatic cross-section adjustment
- With ratchet for consistent crimp results
- Lateral insertion
- Non-slip handles

Technical data	
Crimping range total	0.08 - 10 mm ²
Cable end-sleeves	0.08 - 10 mm ²
Twin cable end-sleeves	2 x 0.5 - 2 x 4 mm ²
Length	190 mm
Weight	0.3 kg

Item	Part No.
Crimping tool for cable end-sleeves and twin cable end-sleeves 0.08 - 10 mm ²	K303

Accessories	Part No.	Page
Steel carrying case	SK30L	213



K 27/1 Crimping tool for cable end-sleeves and twin cable end-sleeves 4 - 50 mm²

- ▶ Special trapezoid crimping suitable for box terminals
- ▶ Special type, especially suitable for fine stranded conductors

Characteristics

- One crimp profile per cross-section
- With ratchet for consistent crimp results
- Lateral insertion
- Exact cross-section assignment thanks to permanent marking on the crimping tool
- Non-slip handles

Technical data	
Crimping range total	2 x 4 - 50 mm ²
Cable end-sleeves	10 - 50 mm ²
Twin cable end-sleeves	2 x 4 - 2 x 16 mm ²
Length	335 mm
Weight	0.8 kg
Item	Part No.
Crimping tool for cable end-sleeves and twin cable end-sleeves 2 x 4 - 50 mm ²	K271

Accessories	Part No.	Page
Steel carrying case	SK4L	213

K 27/2 Crimping tool for cable end-sleeves 50 - 95 mm²

- ▶ Special trapezoid crimping suitable for box terminals
- ▶ Special type, especially suitable for fine stranded conductors
- ▶ For large cross-sections to 95 mm²

Characteristics

- One crimp profile per cross-section
- With ratchet for consistent crimp results
- Lateral insertion
- Exact cross-section assignment thanks to permanent marking on the crimping tool
- Non-slip handles

Technical data	
Crimping range	50 - 95 mm ²
Length	335 mm
Weight	0.8 kg
Item	Part No.
Crimping tool for cable end-sleeves 50 - 95 mm ²	K272

Accessories	Part No.	Page
Steel carrying case	SK4L	213

K 28 Crimping tool for cable end-sleeves and twin cable end-sleeves 4 - 50 mm²

▶ Trapezoid crimping suitable for box terminals

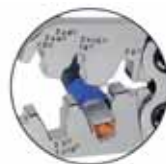
Characteristics

- One crimp profile per cross-section
- With ratchet for consistent crimp results
- Lateral insertion
- Exact cross-section assignment thanks to permanent marking on the crimping tool
- Non-slip handles

Technical data	
Crimping range total	4-50 mm ²
Cable end-sleeves	10-50 mm ²
Twin cable end-sleeves	2 x 4-2 x 16 mm ²
Length	335 mm
Weight	0.8 kg

Item	Part No.
Crimping tool for cable end-sleeves and twin cable end-sleeves 4 - 50 mm ²	K28

Accessories	Part No.	Page
Steel carrying case	SK4L	213



K 29 Crimping tool for cable end-sleeves 50 - 95 mm²

▶ Trapezoid crimping suitable for box terminals
 ▶ For large cross-sections to 95 mm²

Characteristics

- One crimp profile per cross-section
- With ratchet for consistent crimp results
- Lateral insertion
- Non-slip handles

Technical data	
Crimping range	50 - 95 mm ²
Length	335 mm
Weight	0.8 kg

Item	Part No.
Crimping tool for cable end-sleeves 50 - 95 mm ²	K29

Accessories	Part No.	Page
Steel carrying case	SK4L	213



K 10 Crimping tool for insulated cable connections 0.5 - 6 mm²

- ▶ Oval crimping
- ▶ To shorten screws M2.6 - M6
- ▶ With wire stripper and cutter

Characteristics

- Stripping and crimping is done in two operations
- Wire stripping tool for cross-sections 0.5 - 6 mm²
- Colour-coded cross-section assignment

Technical data	
Crimping range total	0.5 - 6 mm ²
Red insulation sleeve	0.5 - 1.0 mm ²
Blue insulation sleeve	1.5 - 2.5 mm ²
Yellow insulation sleeve	4.0 - 6.0 mm ²
Length	210 mm
Weight	0.19 kg
Item	Part No.
Crimping tool for insulated cable connections 0.5 - 6 mm ²	K10

Accessories	Part No.	Page
Steel carrying case	MK210L	214

K 14 Crimping tool for insulated cable connections 0.5 - 6 mm²

- ▶ Oval crimping
- ▶ Spring-supported tool opening
- ▶ With wire stripper and cutter

Characteristics

- Additional three-stage positioning
- Colour-coded cross-section assignment
- Adjustable tool pre-tensioning

Technical data	
Crimping range total	0.5 - 6 mm ²
Red insulation sleeve	0.5 - 1.0 mm ²
Blue insulation sleeve	1.5 - 2.5 mm ²
Yellow insulation sleeve	4.0 - 6.0 mm ²
Length	215 mm
Weight	0.5 kg
Item	Part No.
Crimping tool for insulated cable connections 0.5 - 6 mm ²	K14

Accessories	Part No.	Page
Steel carrying case	MK210L	214

K 80 Presswerkzeug für isolierte Kabelverbindungen 0,1 - 1 mm²

- ▶ Crimping of conductor and insulation in one step
- ▶ An adjusting disc balances the wear of the crimping tool

Characteristics

- Accurate drive
- With ratchet for consistent crimp results
- Colour-coded cross-section assignment
- Non-slip handles

Technical data	
Crimping range total	0.1 - 1 mm ²
Red insulation sleeve	0.5 - 1.0 mm ²
Yellow insulation sleeve	0.1 - 0.4 mm ²
Length	195 mm
Weight	0.38 kg

Item	Part No.
Crimping tool for insulated cable connections 0.1 - 1 mm ²	K80

Accessories	Part No.	Page
Steel carrying case	SK43L	213



K 81 Crimping tool for insulated cable connections 0.5 - 2.5 mm²

- ▶ Crimping of conductor and insulation in one step
- ▶ An adjusting disc balances the wear of the crimping tool

Characteristics

- Double crimping, oval shape
- Accurate drive
- With ratchet for consistent crimp results
- Colour-coded cross-section assignment

Technical data	
Crimping range total	0.5 - 2.5 mm ²
Red insulation sleeve	0.5 - 1.0 mm ²
Blue insulation sleeve	1.5 - 2.5 mm ²
Length	195 mm
Weight	0.38 kg

Item	Part No.
Crimping tool for insulated cable connections 0.5 - 2.5 mm ²	K81

Accessories	Part No.	Page
Steel carrying case	SK43L	213



K 82 Crimping tool for insulated cable connections 0.5 - 6 mm²

- ▶ 33% less effort
- ▶ 3-component handle
- ▶ Highest material quality for a long service life
- ▶ Precise pre-tension setting for the maintenance of a constant crimping performance

Characteristics

- Less effort required due to a new mechanical lever system
- 3-component handles. Yellow: a hard core for perfect power transmission. Blue: soft ergonomic handle surface. Grey: super soft non-slip handles.
- Easy handling due to the reduced opening width of the tool, optimal ergonomic due to the position of the palms and fingers, which is gentle to the joints.
- Crimping of conductor and insulation in one step

Technical data	
Crimping range total	0.5 - 6.0 mm ²
Red insulation sleeve	0.5 - 1.0 mm ²
Blue insulation sleeve	1.5 - 2.5 mm ²
Yellow insulation sleeve	4.0 - 6.0 mm ²
Length	225 mm
Weight	0.53 kg
Item	Part No.
Crimping tool for insulated cable connections 0.5 - 6 mm ²	K82A

Accessories	Part No.	Page
Steel carrying case	MK230L	214

K 16 Crimping tool for insulated solderless terminals 10 + 16 mm²

- ▶ Oval crimping
- ▶ Crimping tool even for meter connections

Characteristics

- With ratchet for consistent crimp results
- Colour-coded cross-section assignment

Technical data	
Crimping range total	10 + 16 mm ²
Red insulation sleeve	10 mm ²
Blue insulation sleeve	16 mm ²
Length	305 mm
Weight	0.61 kg
Item	Part No.
Crimping tool for insulated solderless terminals 10 + 16 mm ²	K16

Accessories	Part No.	Page
Steel carrying case	SK4L	213

K 60 Crimping tool for non-insulated tabs and receptacles 0.5 - 6 mm²

- ▶ Roll-crimping
- ▶ To shorten screws M2.5 - M6

Characteristics

- Crimping of conductor and insulation in two steps
- With wire stripper and cutter for cross-sections 0.75 - 6 mm²
- For 2.8 and 4.8 and 6.3 mm tab widths

Technical data		
Crimping range	0.5 - 6 mm ²	
Length	225 mm	
Weight	0.2 kg	
Item	Part No.	
Crimping tool for non-insulated tabs and receptacles 0.5 - 6 mm ²	K60	
Accessories	Part No.	Page
Steel carrying case	MK210L	214



K 57/2 Crimping tool for non-insulated tabs and receptacles 2.8 mm; 0.1 - 1 mm²

- ▶ Roll-crimping
- ▶ Crimping of conductor and insulation in one step
- ▶ Spring-supported tool opening
- ▶ Tool pre-tensioning adjustable

Characteristics

- With ratchet for consistent crimp results
- Exact cross-section assignment thanks to permanent marking on the crimping tool
- An adjusting disc balances the wear of the crimping tool
- For tabs and receptacles, tab width 2.8 mm

Technical data	
Crimping range	0.1-1 mm ²
Length	220 mm
Weight	0.55 kg
Item	Part No.
Crimping tool for non-insulated tabs and receptacles 2.8 mm; 0.1 - 1 mm ²	K572



K 58/2 Crimping tool for non-insulated tabs and receptacles 4.8 mm; 0.5 - 2.5 mm²

- ▶ Roll-crimping
- ▶ Crimping of conductor and insulation in one step
- ▶ Tool pre-tensioning adjustable

Characteristics

- Spring-supported tool opening
- With ratchet for consistent crimp results
- Exact cross-section assignment thanks to permanent marking on the crimping tool
- An adjusting disc balances the wear of the crimping tool
- For tabs and receptacles, tab width 4.8 mm

Technical data	
Crimping range	0.5 - 2.5 mm ²
Length	220 mm
Weight	0.55 kg
Item	Part No.
Crimping tool for non-insulated tabs and receptacles 4.8 mm; 0.5 - 2.5 mm ²	K582

K 59/2 Crimping tool for non-insulated tabs and receptacles 6.3 mm; 0.5 - 6 mm²

- ▶ Roll-crimping
- ▶ Crimping of conductor and insulation in one step
- ▶ Tool pre-tensioning adjustable

Characteristics

- With ratchet for consistent crimp results
- Exact cross-section assignment thanks to permanent marking on the crimping tool
- Spring-supported tool opening
- An adjusting disc balances the wear of the crimping tool
- For tabs and receptacles, tab width 6.3 mm

Technical data	
Crimping range	0.5 - 6 mm ²
Length	220 mm
Weight	0.51 kg
Item	Part No.
Crimping tool for non-insulated tabs and receptacles 6.3 mm; 0.5 - 6 mm ²	K592

K 67 Crimping tool for non-insulated tabs and receptacles 2.8 mm; 0.1 - 1 mm²

- ▶ Roll-crimping
- ▶ Crimping of conductor and insulation in one step
- ▶ Spring-supported tool opening

Characteristics

- With ratchet for consistent crimp results
- Parallel guided crimping jaws
- For tabs and receptacles, tab width 2.8 mm

Technical data	
Crimping range	0.1 - 1 mm ²
Length	210 mm
Weight	0.5 kg

Item	Part No.
Crimping tool for non-insulated tabs and receptacles 2.8 mm; 0.1 - 1 mm ²	K67

Accessories	Part No.	Page
Steel carrying case	MK210L	214



K 65 Crimping tool for non-insulated tabs and receptacles 4.8 mm; 0.5 - 2.5 mm²

- ▶ Roll-crimping
- ▶ Crimping of conductor and insulation in one step
- ▶ Spring-supported tool opening

Characteristics

- With ratchet for consistent crimp results
- Parallel guided crimping jaws
- For tabs and receptacles, tab width 4.8 mm

Technical data	
Crimping range	0.5 - 2.5 mm ²
Length	265 mm
Weight	0.6 kg

Item	Part No.
Crimping tool for non-insulated tabs and receptacles 4.8 mm; 0.5 - 2.5 mm ²	K65

Accessories	Part No.	Page
Steel carrying case	MK210L	214



K 63 Crimping tool for non-insulated tabs and receptacles 6.3 mm; 0.5 - 2.5 mm² with lateral conductor connector

- ▶ Roll-crimping
- ▶ Crimping of conductor and insulation in one step

Characteristics

- With ratchet for consistent crimp results
- Excellent leverage
- Parallel guided crimping jaws
- For tabs and receptacles, tab width 6.3 mm

Technical data

Crimping range	0.5 - 2.5 mm ²
Length	265 mm
Weight	0.6 kg

Item	Part No.
Crimping tool for non-insulated tabs and receptacles 6.3 mm; 0.5 - 2.5 mm ² with lateral conductor connector	K63

K 64 Crimping tool for non-insulated tabs and receptacles 6.3 mm; 0.5 - 1.5 mm² with lateral conductor connector

- ▶ Roll-crimping
- ▶ Crimping of conductor and insulation in one step

Characteristics

- With ratchet for consistent crimp results
- Excellent leverage
- Parallel guided crimping jaws
- For tabs and receptacles, tab width 6.3 mm

Technical data

Crimping range	0.5 - 1.5 mm ²
Length	265 mm
Weight	0.6 kg

Item	Part No.
Crimping tool for non-insulated tabs and receptacles 6.3 mm; 0.5 - 1.5 mm ² with lateral conductor connector	K64

K 68 Crimping tool for non-insulated tabs and receptacles 6.3 mm; 0.5 - 2.5 mm²

- ▶ Roll-crimping
- ▶ Crimping of conductor and insulation in one step
- ▶ Spring-supported tool opening

Characteristics

- With ratchet for consistent crimp results
- Parallel guided crimping jaws
- For tabs and receptacles, tab width 6.3 mm

Technical data	
Crimping range	0.5 - 2.5 mm ²
Length	265 mm
Weight	0.6 kg
Item	Part No.
Crimping tool for non-insulated tabs and receptacles 6.3 mm tab width 0.5 - 2.5 mm ²	K68



K 93 Crimping tool for connectors for solid conductors 1.5 - 4 mm²

- ▶ Hexagonal crimping
- ▶ Tool pre-tensioning adjustable

Characteristics

- Accurate drive
- With ratchet for consistent crimp results
- Exact cross-section assignment thanks to permanent marking on the crimping tool
- Non-slip handles
- An adjusting disc balances the wear of the crimping tool

Technical data	
Crimping range	1.5 - 4 mm ²
Length	220 mm
Weight	0.56 kg
Item	Part No.
Crimping tool for connectors for solid conductors 1.5 - 4 mm ²	K93



K 94 Crimping tool for tubular cable lugs and connectors for solid conductors 6 - 10 mm²

- ▶ Hexagonal crimping
- ▶ Tool pre-tensioning adjustable

Characteristics

- Accurate drive
- With ratchet for consistent crimp results
- Exact cross-section assignment thanks to permanent marking on the crimping tool
- Non-slip handles
- An adjusting disc balances the wear of the crimping tool

Technical data

Crimping range	6 - 10 mm ²
Length	220 mm
Weight	0.56 kg

Item	Part No.
Crimping tool for tubular cable lugs and connectors for solid conductors 6 - 10 mm ²	K94

K 13 Crimping tool 0.5 - 6 mm²

- ▶ Indent crimping
- ▶ To shorten screws M2.6 - M6
- ▶ With wire stripper and cutter

Characteristics

- For tubular cable lugs and connectors standard type, as well as solderless terminals DIN 46234 and pin terminals DIN 46230

Technical data

Crimping range	0.5 - 6 mm ²
Length	210 mm
Weight	0.23 kg

Item	Part No.
Crimping tool 0.5 - 6 mm ²	K13

Accessories	Part No.	Page
Steel carrying case	MK210L	214

K 2 Crimping tool for tubular cable lugs and connectors, standard type, 0.75 - 16 mm²

- ▶ Indent crimping
- ▶ Ideal crimping tool with spring supported tool opening

Characteristics

- With ratchet for consistent crimp results
- Exact cross-section assignment thanks to permanent marking on the crimping tool

Technical data	
Crimping range	0.75 - 16 mm ²
Length	325 mm
Weight	0.6 kg

Item	Part No.
Crimping tool for tubular cable lugs and connectors, standard type 0.75 - 16 mm ²	K2

Accessories	Part No.	Page
Steel carrying case	SK4L	213



K 02 Crimping tool for tubular cable lugs and connectors for solid conductors 0.75 - 16 mm²

- ▶ Indent crimping
- ▶ Ideal crimping tool with spring supported tool opening
- ▶ For tubular cable lugs and connectors for solid conductors

Characteristics

- With ratchet for consistent crimp results
- Exact cross-section assignment thanks to permanent marking on the crimping tool

Technical data	
Crimping range	0.75 - 16 mm ²
Length	325 mm
Weight	0.6 kg

Item	Part No.
Crimping tool for tubular cable lugs and connectors for solid conductors 0.75 - 16 mm ²	K02

Accessories	Part No.	Page
Steel carrying case	SK4L	213



K 25 Crimping tool 0.5 - 16 mm²

- ▶ Indent crimping
- ▶ Ideal crimping tool with spring supported tool opening
- ▶ For solderless terminals DIN 46234, pin terminals DIN 46230
- ▶ For nickel and stainless steel tubular cable lugs and connectors to 6 mm²

Characteristics

- With ratchet for consistent crimp results
- Exact cross-section assignment thanks to permanent marking on the crimping tool

Technical data	
Crimping range	0.5 - 16 mm ²
Length	325 mm
Weight	0.6 kg
Item	Part No.
Crimping tool 0.5 - 16 mm ²	K25

Accessories	Part No.	Page
Steel carrying case	SK4L	213

K 95 Crimping tool 16 - 95 mm²

- ▶ Indent crimping

Characteristics

- For tubular cable lugs and connectors, standard type
- For tubular cable lugs and connectors for fine stranded conductors
- For solderless terminals DIN 46234, pin terminals DIN 46230
- With revolving dies
- Excellent leverage

Technical data	
Crimping range	16 - 95 mm ²
Length	630 mm
Weight	3.6 kg
Item	Part No.
Crimping tool 16 - 95 mm ²	K95

TK 95 Crimping tool 16 - 95 mm² for workbench mounting

- ▶ Indent crimping
- ▶ Ideal tool for work bench mounting

Characteristics

- For tubular cable lugs and connectors, standard type
- For tubular cable lugs and connectors for fine stranded conductors
- For solderless terminals DIN 46234, pin terminals DIN 46230
- With revolving dies
- Excellent leverage

Technical data	
Crimping range	16 - 95 mm ²
Length	700 mm
Weight	3.9 kg
Item	Part No.
Crimping tool 16 - 95 mm ² for workbench mounting	TK95



K 5 / K 5 SP Crimping tools 6 - 50 mm²

- ▶ Indent crimping
- ▶ Version with ratchet for consistent crimp results
- ▶ Low maintenance mechanical drive

Characteristics

- For tubular cable lugs and connectors, standard type
- For tubular cable lugs and connectors for fine stranded conductors
- With revolving dies
- Exact cross-section designation on the dies

Technical data	
Crimping range	6 - 50 mm ²
Length	600 mm
Weight	2.4 kg
Item	Part No.
Crimping tool 6 - 50 mm ²	K5
Crimping tool with ratchet 6 - 50 mm ²	K5SP



K 6 / K 6 SP Crimping tools 50 - 120 mm²

- ▶ Indent crimping
- ▶ Version with ratchet for consistent crimp results
- ▶ Low maintenance mechanical drive

Characteristics

- For tubular cable lugs and connectors, standard type
- For tubular cable lugs and connectors for fine stranded conductors
- With revolving dies
- Exact cross-section designation on the dies
- Telescopic lever handles

Technical data	
Crimping range	50 - 120 mm ²
Length	970 mm
Weight	4.4 kg
Item	Part No.
Crimping tool 50 - 120 mm ²	K6
Crimping tool with ratchet 50 - 120 mm ²	K6SP

K 07 / K 07 SP Crimping tools 185 - 400 mm²

- ▶ Indent crimping
- ▶ Extremely wide cross section range up to 400 mm²
- ▶ Version with ratchet for consistent crimp results
- ▶ Low maintenance mechanical drive

Characteristics

- For tubular cable lugs and connectors, standard type
- For tubular cable lugs and connectors for fine stranded conductors
- With revolving dies
- Exact cross-section designation on the dies
- Telescopic lever handles

Technical data	
Crimping range	185 - 400 mm ²
Length	975 mm
Weight	4.7 kg
Item	Part No.
Crimping tool 185 - 400 mm ²	K07
Crimping tool with ratchet 185 - 400 mm ²	K07SP

K 7 / K 7 SP Crimping tools 120 - 240 mm²

- ▶ Indent crimping
- ▶ Large cross section range up to 240 mm²
- ▶ Version with ratchet for consistent crimp results
- ▶ Low maintenance mechanical drive

Characteristics

- For tubular cable lugs and connectors, standard type
- For tubular cable lugs and connectors for fine stranded conductors
- With revolving dies
- Exact cross-section designation on the dies
- Telescopic lever handles

Technical data	
Crimping range	120 - 240 mm ²
Length	975 mm
Weight	4.6 kg
Item	Part No.
Crimping tool 120 - 240 mm ²	K7
Crimping tool 120 - 240 mm ² , with ratchet	K7SP



K 8 / K 8 SP Crimping tools 35 - 95 mm²

- ▶ Indent crimping
- ▶ Version with ratchet for consistent crimp results
- ▶ Low maintenance mechanical drive

Characteristics

- For tubular cable lugs and connectors, standard type
- For tubular cable lugs and connectors for fine stranded conductors
- With revolving dies
- Exact cross-section designation on the dies
- Telescopic lever handles

Technical data	
Crimping range	35 - 95 mm ²
Length	970 mm
Weight	4.4 kg
Item	Part No.
Crimping tool 35 - 95 mm ²	K8
Crimping tool with ratchet 35 - 95 mm ²	K8SP



K 04 Crimping tool for tubular cable lugs and connectors, standard type, 10 - 25 mm²

- ▶ Hexagonal crimping
- ▶ Tool pre-tensioning adjustable
- ▶ Large cross-section range up to 25 mm²

Characteristics

- Energy-efficient ergonomic drive
- With ratchet for consistent crimp results
- Exact cross-section assignment thanks to permanent marking on the crimping tool
- An adjusting disc balances the wear of the crimping tool

Technical data	
Crimping range	10 - 25 mm ²
Length	260 mm
Weight	0.56 kg
Item	Part No.
Crimping tool for tubular cable lugs and connectors, standard type 10 - 25 mm ²	K04

K 05 BC Crimping tool for tubular cable lugs and connectors blue connection® 6 - 50 mm²

- ▶ Accurate assignment of crimping tool/crimping die through colour-coding system
- ▶ For compacted conductors to VDE 0295 class 2
- ▶ Effort-saving and low maintenance mechanical drive

Characteristics

- Hexagonal crimping
- Exact cross-section assignment thanks to permanent marking on the dies

Technical data		
Crimping range	6 - 50 mm ²	
Length	390 mm	
Weight	1.1 kg	
Item	Part No.	
Crimping tool for tubular cable lugs and connectors, blue connection® 6 - 50 mm ²	K05BC	
Accessories	Part No.	Page
Steel carrying case	SK65L	215

K 05 / K 05 SP Crimping tools for tubular cable lugs and connectors, standard type, 6 - 50 mm²

- ▶ Hexagonal crimping
- ▶ Effort-saving and low maintenance mechanical drive
- ▶ Version with ratchet for consistent crimp results

Characteristics

- With revolving dies
- Exact cross-section assignment thanks to permanent marking on the dies

Technical data	
Crimping range	6 - 50 mm ²
Length	390 mm
Weight	1.1 kg

Item	Part No.
Crimping tool for tubular cable lugs and connectors, standard type 6 - 50 mm ²	K05
Crimping tool with ratchet for tubular cable lugs and connectors, standard type 6-50 mm ²	K05SP

Accessories	Part No.	Page
Steel carrying case	SK65L	215



K 05 D / K 05 D SP Crimping tools for DIN compression cable lugs and connectors 6 - 50 mm²

- ▶ Hexagonal crimping
- ▶ Effort-saving and low maintenance mechanical drive
- ▶ Version with ratchet for consistent crimp results

Characteristics

- With revolving dies
- Exact cross-section assignment thanks to permanent marking on the dies

Technical data	
Crimping range	6 - 50 mm ²
Length	390 mm
Weight	1.1 kg

Item	Part No.
Crimping tool for compression cable lugs and connectors (DIN 46235 / DIN 46267 part 1) 6 - 50 mm ²	K05D
Crimping tool with ratchet for compression cable lugs and connectors (DIN 46235 / DIN 46267 part 1) 6-50 mm ²	K05DSP

Accessories	Part No.	Page
Steel carrying case	SK65L	215



K 08 / K 08 SP Crimping tools for tubular cable lugs and connectors, standard type, 16 - 95 mm²

- ▶ Hexagonal crimping
- ▶ Effort-saving and low maintenance mechanical drive
- ▶ Version with ratchet for consistent crimp results

Characteristics

- With revolving dies
- Exact cross-section assignment thanks to permanent marking on the dies

Technical data		
Crimping range	16 - 95 mm ²	
Length	530 mm	
Weight	1.8 kg	
Item	Part No.	
Crimping tool for tubular cable lugs and connectors, standard type 16 - 95 mm ²	K08	
Crimping tool with ratchet for tubular cable lugs and connectors, standard type 16-95 mm ²	K08SP	
Accessories	Part No.	Page
Steel carrying case	SK120L	215

K 08 D / K 08 D SP Crimping tools for DIN compression cable lugs and connectors 16 - 95 mm²

- ▶ Hexagonal crimping
- ▶ Effort-saving and low maintenance mechanical drive
- ▶ Version with ratchet for consistent crimp results

Characteristics

- With revolving dies
- Exact cross-section assignment thanks to permanent marking on the dies

Technical data		
Crimping range	16 - 95 mm ²	
Length	530 mm	
Weight	1.8 kg	
Item	Part No.	
Crimping tool for compression cable lugs and connectors (DIN 46235 / DIN 46267 part 1) 16 - 95 mm ²	K08D	
Crimping tool with ratchet for compression cable lugs and connectors (DIN 46235 / DIN 46267 part 1) 16 - 95 mm ²	K08DSP	
Accessories	Part No.	Page
Steel carrying case	SK120L	215

K 06 BC Crimping tool for tubular cable lugs and connectors blue connection® 10 - 120 mm²

- ▶ Accurate assignment of crimping tool/crimping die through colour-coding system
- ▶ For compacted conductors to VDE 0295 class 2
- ▶ Effort-saving and low maintenance mechanical drive

Max connection



Characteristics

- Hexagonal crimping
- Exact cross-section assignment thanks to permanent marking on the dies

Technical data		
Crimping range	10 - 120 mm ²	
Length	650 mm	
Weight	2.9 kg	
Item	Part No.	
Crimping tool for tubular cable lugs and connectors, blue connection® 10 - 120 mm ²	K06BC	
Accessories	Part No.	Page
Steel carrying case	SK120L	215

K 06 / K 06 SP Crimping tools for tubular cable lugs and connectors, standard type, 10 - 120 mm²

- ▶ Hexagonal crimping
- ▶ Effort-saving and low maintenance mechanical drive
- ▶ Version with ratchet for consistent crimp results

Max connection



Characteristics

- With revolving dies
- Exact cross-section assignment thanks to permanent marking on the dies

Technical data		
Crimping range	10 - 120 mm ²	
Length	650 mm	
Weight	2.9 kg	
Item	Part No.	
Crimping tool for tubular cable lugs and connectors, standard type 10-120 mm ²	K06	
Crimping tool with ratchet for tubular cable lugs and connectors, standard type 10-120 mm ²	K06SP	
Accessories	Part No.	Page
Steel carrying case	SK120L	215

K 06 D / K 06 D SP Crimping tools for DIN compression cable lugs and connectors 10 - 120 mm²

- ▶ Hexagonal crimping
- ▶ Effort-saving and low maintenance mechanical drive
- ▶ Version with ratchet for consistent crimp results

Characteristics

- With revolving dies
- Exact cross-section assignment thanks to permanent marking on the dies

Technical data		
Crimping range	10 - 120 mm ²	
Length	650 mm	
Weight	2.9 kg	
Item	Part No.	
Crimping tool for compression cable lugs and connectors (DIN 46235 / DIN 46267 part 1) 10 - 120 mm ²	K06D	
Crimping tool with ratchet for compression cable lugs and connectors (DIN 46235 / DIN 46267 part 1) 10-120 mm ²	K06DSP	
Accessories	Part No.	Page
Steel carrying case	SK120L	215

K 09 BC Crimping tool for tubular cable lugs and connectors blue connection® 25 - 150 mm²

- ▶ Accurate assignment of crimping tool/crimping die through colour-coding system
- ▶ Large cross section range up to 150 mm²
- ▶ For compacted conductors to VDE 0295 class 2
- ▶ Effort-saving and low maintenance mechanical drive

Characteristics

- Hexagonal crimping
- Exact cross-section assignment thanks to permanent marking on the dies

Technical data		
Crimping range	25 - 150 mm ²	
Length	650 mm	
Weight	2.9 kg	
Item	Part No.	
Crimping tool for tubular cable lugs and connectors, blue connection® 25-150 mm ²	K09BC	
Accessories	Part No.	Page
Steel carrying case	SK120L	215

K 09 / K 09 SP Crimping tools for tubular cable lugs and connectors, standard type, 25 - 150 mm²

- ▶ Hexagonal crimping
- ▶ Large cross section range up to 150 mm²
- ▶ Effort-saving and low maintenance mechanical drive
- ▶ Version with ratchet for consistent crimp results

Characteristics

- With revolving dies
- Exact cross-section assignment thanks to permanent marking on the dies

Technical data	
Crimping range	25 - 150 mm ²
Length	650 mm
Weight	2.9 kg
Item	Part No.
Crimping tool for tubular cable lugs and connectors, standard type 25-150 mm ²	K09
Crimping tool with ratchet for tubular cable lugs and connectors, standard type 25-150 mm ²	K09SP

Accessories	Part No.	Page
Steel carrying case	SK120L	215



K 09 D / K 09 D SP Crimping tools for DIN compression cable lugs and connectors 25 - 150 mm²

- ▶ Hexagonal crimping
- ▶ Large cross section range up to 150 mm²
- ▶ Effort-saving and low maintenance mechanical drive
- ▶ Version with ratchet for consistent crimp results

Characteristics

- With revolving dies
- Exact cross-section assignment thanks to permanent marking on the dies

Technical data	
Crimping range	25 - 150 mm ²
Length	650 mm
Weight	2.9 kg
Item	Part No.
Crimping tool for compression cable lugs and connectors (DIN 46235 / DIN 46267 part 1) 25 - 150 mm ²	K09D
Crimping tool with ratchet for compression cable lugs and connectors (DIN 46235 / DIN 46267 part 1) 25-150 mm ²	K09DSP

Accessories	Part No.	Page
Steel carrying case	SK120L	215



K 511 / K 512 Crimping tools for gas-tight connections



- ▶ Parallel guided crimping jaws
- ▶ Suitable for gas-tight connections

Characteristics

- Non-insulated tubular cable lugs, ring and fork type
- Parallel and butt connectors
- Optimised force transmission
- With ratchet for consistent crimp results
- Non-slip handles

Technical data		
Length	270 mm	
Weight	0.7 kg	
Item	Crimping range mm ²	Part No.
Mechanical crimping tool 1 - 4 mm ²	1-4	K511
Mechanical crimping tool 6 + 10 mm ²	6+10	K512

DN-K 74/2 Mechanical crimping tool for BNC connectors and coax cables



- ▶ Hexagonal crimping
- ▶ Tool pre-tensioning adjustable

Characteristics

- With ratchet for consistent crimp results
- An adjusting disc balances the wear of the crimping tool
- Suitable for: Coax cable RG 58, RG 59, RG 62 and RG 71

Technical data	
Length	220 mm
Weight	0.560 kg
Item	Part No.
Mechanical crimping tool for BNC connector, coax cable RG 58, RG 59, RG 62 and RG 71	DNK742

K 90 MC3 2 Crimping tool for multi-contact plug connectors MC3, 2.5 - 6 mm²

- ▶ Parallel guided crimping jaws
- ▶ Includes positioning facility to protect against incorrect crimps



Characteristics

- Accurate drive
- With ratchet for consistent crimp results
- Optimised force transmission
- Non-slip handles

Technical data	
Crimping range	2.5 - 6 mm ²
Length	270 mm
Weight	0.735 kg
Item	Part No.
Mechanical crimping tool for Multi-Contact-Plug-in system MC3, 2.5 - 6 mm ²	K90MC32



K90 MC4 1 Crimping tool for multi-contact plug connectors MC4, 1.5 - 4 mm²

- ▶ Parallel guided crimping jaws
- ▶ Includes positioning facility to protect against incorrect crimps



Characteristics

- Accurate drive
- With ratchet for consistent crimp results
- Optimised force transmission
- Non-slip handles

Technical data	
Crimping range	1.5 - 4 mm ²
Length	270 mm
Weight	0.735 kg
Item	Part No.
Mechanical crimping tool for Multi-Contact-Plug-in system MC4, 1.5 - 4 mm ²	K90MC41



K90 MC4 2 Crimping tool for multi-contact plug connectors MC4, 2.5 - 6 mm²

- ▶ Parallel guided crimping jaws
- ▶ Includes positioning facility to protect against incorrect crimps

Characteristics

- Accurate drive
- With ratchet for consistent crimp results
- Optimised force transmission
- Non-slip handles

Technical data	
Crimping range	2.5 - 6 mm ²
Length	270 mm
Weight	0.735 kg
Item	Part No.
Mechanical crimping tool for Multi-Contact-Plug-in system MC4, 2.5 - 6 mm ²	K90MC42

K907 MC SET Case with crimping tool for multi-contact plug connectors and photovoltaic stripper

- ▶ Roll-crimping
- ▶ Spring supported tool opening
- ▶ Adjustable tool pretension
- ▶ An adjusting disc balances the wear of the crimping tool



Characteristics

- Includes positioning facility to protect against incorrect crimps
- Precise drive with ratchet for consistent crimp results
- Complete set in plastic case
- Optimised force transmission
- Precise and simple stripping options
- Crimping dies with easy-to-replace fixing pins

Technical data		
Crimping range	1.5-6 mm ²	
Multi-contact-Plug-in system:	MC4: 1.5 - 6 mm ²	
Dimensions	235 x 180 x 50 mm	
Total weight	900 g	
Item	Part No.	
Case with crimping tool for multi-contact plug connectors and photovoltaic stripper	K907MCSET	
Scope of supply	Part No.	Page
Mechanical crimping tool for Multi-Contact-Plug-in system MC4, 1.5 - 6 mm ²		
Crimping dies MC4 1.5, 2.5 mm ²		
Crimping dies MC4 4, 6 mm ²		
Positionier MC4 contacts		
Photovoltaic stripper	KL735PV	521



KP 1 / KP 1 L Mechanical basic tools of the Klauke Pro-Series































- ▶ Easy change of crimping head without tools
- ▶ Compatible with all crimping heads of the Klauke Pro-Series













Characteristics

- Standardised mounting of crimping heads
- With ratchet for consistent crimp results

Item	Weight kg	Part No.
Basic tool from the Klauke Pro-Series, length 151 mm	0.2	KP1
Basic tool from the Klauke Pro-Series, length 207 mm	0.3	KP1L

Accessories	Part No.	Page
Plastic case	MKCP1	216

Suitable for	Crimping range mm ²	Crimp profile	Part No.
Crimping heads for cable end-sleeves			
 Cable end-sleeves, trapezoid crimping	0.14 - 6		KP 312
 Cable end-sleeves, square pressing	0.08 - 10		KP 303
 Cable end-sleeves, square pressing	10 - 16		KP 304
 Cable end-sleeves, round pressing	0.14 - 2.5		KP 350
 Cable end-sleeves, round pressing for narrow chamber sizes	1.5 - 6		KP 351
 Cable end-sleeves, round pressing for narrow chamber sizes	10 - 16		KP 352
 Cable end-sleeves DIN 46228, part 2, roll-crimping	0.5 - 2.5		KP 66
Crimping heads for insulated cable connections			
 Insulated cable connections (yellow and red)	0.1 - 1		KP 80
 Insulated cable connections (red and blue)	0.5 - 2.5		KP 81
 Insulated cable connections (red, yellow, blue)	0.5 - 6		KP 82
 Insulated cable connections (yellow)	4 - 6		KP 83
Crimping heads for tubular cable lugs and solderless terminals			
 Tubular cable lugs and solderless terminals	0.5 - 6		KP 232
 Tubular cable lugs and solderless terminals	4 - 10		KP 242
Crimping heads for photovoltaic			
 Connector for photovoltaics 3 mm dia.	2.5 - 4		KP 90 MC31

Suitable for	Crimping range mm ²	Crimp profile	Part No.
Crimping heads for receptacles			
 Part No. 3720. Receptacles 6.3 x 0.8 mm with lateral conductor connector	0.5 - 1		KP 631
 Part No. 3725, receptacles 6.3 x 0.8 mm with lateral conductor connector	0.5 - 1.5		KP 64
 Part No. 3735, receptacles 6.3 x 0.8 mm with lateral conductor connector	1.5 - 2.5		KP 632
 For receptacles 2.8 mm tab width	0.1 - 1		KP 67
 For receptacles 4.8 mm tab width	0.5 - 2.5		KP 65
 For receptacles 6.3 mm tab width	0.5 - 2.5		KP 68

SKP 1 Crimping head set of the Klauke Pro-Series

- ▶ Easy change of crimping head without tools
- ▶ Crimping of conductor and insulation in one step
- ▶ Spring supported tool opening

Characteristics

- Parallel guided crimping heads
- With ratchet for consistent crimp results



Technical data		
Dimension	250 x 115 x 40 mm	
Weight	0.8 kg	
Item	Part No.	
Crimping head set of the Klauke Pro-Series	SKP1	
Scope of supply	Part No.	Page
Basic tool from the Klauke Pro-Series, length 151 mm	KP1	256
Crimping head for insulated cable connections 0.5 - 2.5 mm ² (red, blue)	KP81	
Crimping head for cable end-sleeves, square pressing, 0.08 - 10 mm ²	KP303	
Crimping head for non-insulated tubular cable lugs and solderless terminals 0.5 - 6 mm ²	KP232	

SKP 6 Crimping heads set of the Klauke Pro-Series



- ▶ Easy change of crimping head without tools
- ▶ Crimping of conductor and insulation in one step
- ▶ Parallel guided crimping heads
- ▶ Spring supported tool opening

Characteristics

- Roll-crimping
- For crimping of non-insulated receptacles with lateral conductor connector
- With ratchet for consistent crimp results

Technical data		
Dimension	250 x 115 x 40 mm	
Weight	0.8 kg	
Item	Part No.	
Crimping head set of the Klauke Pro-Series	SKP6	
Scope of supply	Part No.	Page
Basic tool from the Klauke Pro-Series, length 151 mm	KP1	256
Crimping head for receptacles 6.3 x 0.8 mm with lateral conductor connector, 0.5 - 1 mm ² , for Item 3720	KP631	
Crimping head for receptacles 6.3 x 0.8 mm with lateral conductor connector, 1.5 - 2.5 mm ² , for Item 3735	KP632	
Crimping head for receptacles 6.3 x 0.8 mm with lateral conductor connector, 0.5 - 1.5 mm ² , for Item 3725	KP64	

K 507 Crimping tool with interchangeable dies



- ▶ Fast change of crimping die, no tools required, without readjustment by special fixing system
- ▶ Additional crimping dies integrated in the handle

Characteristics

- With ratchet for consistent crimp results
- An adjusting disc balances the wear of the crimping tool

Technical data		
Length	220 mm	
Weight	0.6 kg	
Item	Part No.	
Crimping tool with interchangeable dies	K507	
Scope of supply	Part No.	Page
Crimping die for insl. connector 0.5 - 6 mm ²	ISS071	
Crimping dies AE 50, 0.14 - 10 mm ²	AE501	414
Crimping die for insulated connectors 0.5 - 6 mm ²	Q5071	

K 50 Crimping tool for interchangeable dies

- ▶ Parallel guided crimping jaws
- ▶ Fast change of crimping die without readjustment by special fixing system

Characteristics

- Optimised force transmission
- With ratchet
- Non-slip handles

Technical data		
Length	220 mm	
Weight	0.6 kg	
Item	Part No.	
Crimping tool for interchangeable dies 0.1 - 50 mm ²	K50	
Accessories	Part No.	Page
Steel carrying case	MK55	214



Available dies for Series 50 for K 50

Suitable for	Connection material	Crimping range mm ²	Crimp profile	Page
Tubular cable lugs and connectors, Cu				
Tubular cable lugs and connectors, Cu, standard type		0.75 - 10		414
Tubular cable lugs and connectors for solid conductors, Cu		1.5 - 10		414
Terminals, connectors and pin terminals acc. to DIN - Cu				
Terminals (DIN 46234) and pin terminals (DIN 46230) Cu, solderless connectors (DIN 46341) Cu		0.5 - 10		414
Cable end-sleeves				
Cable end-sleeves		0.14 - 50		414
Cable connections, insulated and non-insulated				
Non insulated receptacles		0.25 - 6		415
for pin and shielded receptacles, BNC connectors for coax cables RG 58,59,60 and 71				415
Turned pin connectors, pin receptacles		0.1 - 4		415
Insulated cable connections, double crimping		0.1 - 6		415
Insulated cable connections, single crimping		0.5 - 16		415

K 35/4 Crimping tool for interchangeable dies 6 - 150 mm²

- ▶ Change of crimping dies without tools
- ▶ Optimised for cable glands and panel building
- ▶ Effort-saving and low maintenance mechanical drive







































Characteristics

- Narrow crimping
- With telescopic handles
- Crimping head rotates 360°
- Fast change of crimping die without readjustment by special fixing system

Technical data		
Length	Stepless 420 - 590 mm	
Weight	1.9 kg	
Item	Part No.	
Crimping tool for interchangeable dies 6 - 150 mm ²	K354	
Accessories	Part No.	Page
Steel carrying case	SK65L	215



Available dies for Series 4 for K 35/4

Suitable for	Connecting material	Crimping range mm ²	Crimp profile	Page
Tubular cable lugs and connectors, Cu				
Tubular cable lugs and connectors blue connection® for compacted conductors acc. to VDE 0295, class 2		6 - 150		416
Tubular cable lugs and connectors, Cu, standard type, tubular cable lugs for switchgear connections		6 - 150		417
Insulated tubular cable lugs and connectors, standard type, insulated pin terminals		10 - 70		417
Tubular cable lugs and connectors for fine stranded conductors		10 - 35		418
Tubular cable lugs and compression joints for solid conductors		1.5 - 16		418
Tubular cable lugs and connectors, Ni, stainless steel				
Tubular cable lugs and connectors, stainless steel		0.5 - 16		418
Tubular cable lugs and connectors, Ni		0.5 - 16		418
Compression cable lugs and connectors acc. to DIN - Cu				
Compression cable lugs (DIN 46235) and connectors (DIN 46267, part 1) Cu		6 - 120		418
Terminals, connectors and pin terminals acc. to DIN - Cu				
Solderless terminals (DIN 46234), connectors (DIN 46341) and pin terminals (DIN 46230) - Cu		10 - 35		419
Insulated solderless terminals and connectors		10 - 16		419
Sleeves for compacted conductors and sector shaped conductors				
Pre-rounding dies for sector shaped Al and Cu conductors		10sm - 150se / 120sm		419
Aluminum compression cable lugs and connectors to DIN				
Aluminum compression cable lugs and connectors to DIN		10 - 70		420
Compression joints for full tension connections of Aldrey cables acc. to DIN EN 50182		25 - 50		420
Aluminum/copper compression cable lugs and connectors				
Aluminum/copper compression cable lugs and connectors		10 - 70		420
Clamps and screw connectors				
Clamps, C-type		4 - 35		420
Cable end-sleeves				
Cable end-sleeves		10 - 50		420
Twin cable end-sleeves		2 x 4 - 2 x 16		421
Twin cable end-sleeves for fine stranded conductors		2 x 4 - 2 x 16		421
Cable end-sleeves for fine stranded conductors		10 - 50		421

Please observe the restrictions in the technical index when crimping connectors!



K 18 Crimping tool for interchangeable dies acc. to DIN 48083, part 1, 6 - 185 mm²

- ▶ Change of crimping dies without tools
- ▶ Optimised for cable glands and panel building
- ▶ Effort-saving and low maintenance mechanical drive

Characteristics

- Narrow crimping
- With telescopic handles
- C-head rotates 360°
- Fast change of crimping die without readjustment by special fixing system

Technical data

Length	Stepless 580 - 830 mm
--------	-----------------------







































Weight	2.5 kg
--------	--------

Item	Part No.
Crimping tool for interchangeable dies acc. to DIN 48083, sheet 1, 6 - 185 mm ²	K18

Accessories	Part No.	Page
Steel carrying case	MK18	215

18

Available dies for Series 18 for K 18

Suitable for	Connection material	Crimping range mm²	Crimp profile	Page
Tubular cable lugs and connectors, Cu				
Tubular cable lugs and connectors, standard type, tubular cable lugs for switchgear connections		6 - 185		427
Connectors, Standard type		6 - 95		427
Insulated tubular cable lugs and compression joints standard type, insulated pin terminals		10 - 95		427
Tubular cable lugs and connectors for fine stranded conductors		10 - 50		428
Tubular cable lugs and connectors for solid conductors		1.5 - 16		428
Copper compression cable lugs and connectors acc. to DIN				
Copper compression cable lugs (DIN 46235) and compression joints acc. to DIN		6 - 185		428
Connectors DIN 46267		6 - 70		428
Terminals, connectors and pin terminals acc. to DIN - Cu				
Solderless terminals (DIN 46234), connectors (DIN 46341) and pin terminals (DIN 46230)		10 - 70		429
Insulated solderless terminals		10 - 50		429
Sleeves for compacted conductors and sector shaped conductors, Cu				
Pre-rounding dies for sector-shaped Al and Cu conductors		10 sm - 240 se / 185 sm		429
Aluminum compression cable lugs and connectors acc. to DIN				
Aluminum compression cable lugs acc. to DIN - Al		10 - 185		430
Aluminum connectors		10 - 70		430
Compression joints for full tension connections of Aldrey cables acc. to DIN EN 50182		25 - 95		430
Aluminum/copper compression cable lugs and connectors				
Aluminum/copper compression cable lugs and connectors		10 - 185		430
Clamps and screw connectors				
Clamps, C-type		4 - 50		430
Cable end-sleeves				
Cable end-sleeves		10 - 95		431
Twin cable end-sleeves		2 x 4 - 2 x 16		431
Cable end-sleeves for fine stranded conductors		10 - 95		431
Twin cable end-sleeves for fine stranded conductors		2 x 4 - 2 x 16		432
Cutting die				
Cutting die 18 mm		18 mm dia.		432

Please observe the restrictions in the technical index when crimping connectors!



K 22 Crimping tool for interchangeable dies 6 - 300 mm²
22
 KLAUKE
















































- ▶ Change of crimping dies without tools
- ▶ Optimised for cable glands and panel building
- ▶ Effort-saving and low maintenance mechanical drive

Characteristics

- Narrow crimping
- Large cross section by half shell dies
- With telescopic handles
- Crimping head rotates 360°, flip flop style
- Fast change of crimping die without readjustment by special fixing system

Technical data		
Length	Stepless 560 - 860 mm	
Weight	2.5 kg	
Item	Part No.	
Crimping tool for interchangeable dies 6 - 300 mm ²	K22	
Accessories	Part No.	Page
Steel carrying case	MK22	216

Available dies for Series 22 for K 22

Suitable for	Connection material	Crimping range mm ²	Crimp profile	Page
Tubular cable lugs and connectors, Cu				
Tubular cable lugs and connectors blue connection for compacted conductors acc. to VDE 0295, class 2		6 - 300		433
Tubular cable lugs and connectors, standard type, tubular cable lugs for switchgear connections		6 - 300		434
Insulated tubular cable lugs and compression joints, standard type, insulated pin terminals		10 - 150		434
Tubular cable lugs and connectors for fine stranded conductors		10 - 70		435
Tubular cable lugs and connectors for solid conductors		1.5 - 16		435
Tubular cable lugs and connectors, Ni, stainless steel				
Tubular cable lugs and connectors, stainless steel		0.5 - 16		435
Tubular cable lugs and connectors, Ni		10 - 50		435
Compression cable lugs and connectors acc. to DIN - Cu				
Compression cable lugs (DIN 46235) and connectors (DIN 46267, part 1) Cu		6 - 300		436
Double compression cable lugs		2 x 50 - 2 x 70		436
Terminals, connectors and pin terminals acc. to DIN - Cu				
Solderless terminals (DIN 46234), connectors (DIN 46267, part 1) acc. to DIN		10 - 70		437
Insulated solderless terminals		10 - 70		437
Sleeves for compacted conductors and sector shaped conductors, Cu				
Pre-rounding dies for sector shaped Al and Cu conductors		10 sm - 300 se / 240 sm		437
Aluminum compression cable lugs and connectors to DIN				
Aluminum compression cable lugs and connectors acc. to DIN - Al		10 - 300		438
Compression joints for full tension connections of Aldrey cables acc. to DIN EN 50182, Al conductors DIN EN 50182, 120 - 185 mm ²		25 - 185		438
Compression joints acc. to DIN 48085, part 3 for Al-steel cables acc. to DIN EN 50182, aluminum crimping		25 / 4 - 120 / 20		439
Compression joints acc. to DIN 48085, part 3 for Al-steel cables acc. to DIN EN 50182, steel crimping		25/4 - 120/20		439
Aluminum/copper compression cable lugs and connectors				
Aluminum/copper compression cable lugs and connectors		10 - 300		438
Clamps and screw connectors				
C-clamps		4 - 50		439
H-clamps		70		439
Cable end-sleeves				
Cable end-sleeves		10 - 240		440
Twin cable end-sleeves		2 x 4 - 2 x 16		440
Cable end-sleeves, trapezoidal, for fine stranded conductors		10 - 240		440
Twin cable end-sleeves, trapezoidal, for fine stranded conductors		2 x 4 - 2 x 16		441

Please observe the restrictions in the technical index when crimping connectors!

Precise cutting by hand.

Mechanical tools for cutting.

Precise cuts are no longer rocket science - as long as you have the right tool to hand.

The potential for cutting is endless. That's why Klauke places so much importance on the quality of its cutting tools. They are all made from high-quality materials, are rust-proof and surface-finished. This symbiosis of quality and longevity expand the product features and make them unique. The cutting tools are accurately finished and are set apart by high material quality and precision. Because precision plays a key role, Klauke's cutting tools have ergonomically-designed handles and are perfectly matched to the drive, thereby maximising hand force transmission.



- Cutting tools for aluminum and copper cables up to 100 mm dia.
- Fully-insulated cutting tools up to 1000 V to DIN EN 60900.
- Lever mechanism for optimized force exertion.
- High-grade cutting blades for precise cuts.



Precise cutting results.

- ▶ The use of high-grade steels and the annealing process guarantee a long service life for the manual cutting tools.
- ▶ A special lever mechanism allows low-force, effortless operations.
- ▶ Small handy tools offering great benefits.

Benefits:

- ▶ Many years of low wear use.
- ▶ Effortless operations.
- ▶ Fit into any toolbox and is to hand at all times.



Which cutting tool for which application?

Type	max. mm dia. ¹⁾	Application			Design		Drive	
		Copper/aluminum stranded	Copper, fine	VDE, insulated	Open head	Closed head	Single-acting drive	Force-supported drive
K118	12	✓	✓		✓		✓	
K100	14	✓	✓		✓		✓	
K102	20	✓	✓		✓		✓	
K130	30	✓	✓		✓		✓	
K150	50	✓	✓		✓		✓	
K230 ²⁾	39	✓	✓	✓	✓		✓	
K250 ²⁾	50	✓	✓	✓	✓		✓	
K101/1	26	✓	✓		✓			✓
K105/1	26	✓	✓		✓			✓
K201/1 ²⁾	26	✓	✓	✓	✓			✓
K101/2	38	✓	✓		✓			✓
K18 (S18)	18	✓			✓			✓
K106/1	32	✓				✓		✓
K106/2	52	✓				✓		✓
K103/1	60	✓				✓		✓
K104/1	100	✓				✓		✓

¹⁾ The exact cutting capacity depends on the type of cable or rope.

²⁾ With fully-insulated levers to IEC 60900.



K 118 Hand-operated cutting tool for Cu and Al cables up to 12 mm dia.



Cu
Al

- ▶ Handy design with high performance
- ▶ Cutting tool for solid, stranded, fine stranded and super fine stranded conductors, e.g. VDE 0295 class 1, 2, 5 and 6
- ▶ High cutting performance by specially designed cutting blades
- ▶ Two cutting blades for small and large cable dimensions for high user comfort

Characteristics

- One hand operation
- For solid conductors class 1 up to 10 mm² (max. 4 mm dia.)
- For copper stranded conductors class 2 up to 16 mm² (max. 5 mm dia.)
- For aluminum stranded conductors class 2 up to 25 mm² (max. 10 mm dia.)
- For copper fine and super fine stranded conductors class 5 and 6 up to 50 mm² (max. 12 mm dia.)

Technical data	
Cutting range	max. 12 mm dia., e.g. 1 x 50 mm ² H07VK
Length	165 mm
Weight	0.17 kg
Item	Part No.
Hand-operated cutting tool to 12 mm dia.	K118

K 100 Hand-operated cutting tool for Al and Cu cables up to 14 mm dia.



Cu
Al

- ▶ Outstanding cutting tool for fine and multi-stranded cables

Characteristics

- Short design
- Two-hand operation

Technical data	
Cutting range	max. 14 mm dia., e.g. 1 x 50 mm ² H07VK
Length	280 mm
Weight	0.55 kg
Item	Part No.
Hand-operated cutting tool for Cu and Al cables to 14 mm	K100

K 102 Hand-operated cutting tool up to 20 mm dia.

- ▶ Outstanding cutting tool for fine and superfine stranded copper cables acc. to VDE 0295 class 5 and 6

Characteristics

- Non-slip handles

Technical data	
Cutting range	max. 20 mm dia., e.g. 1 x 95 mm ² H07V-K
Length	225 mm
Weight	0.35 kg
Item	Part No.
Hand-operated cutting tool to 20 mm dia.	K102



Cu

K 106/1 Hand-operated cutting tool for Al and Cu cables up to 32 mm dia.

- ▶ For earth, plastic and rubber cables
- ▶ Lightweight design with great cutting performance

Characteristics

- One-hand operation
- Effort-saving 2-stage ratchet system
- Not suitable for cutting steel or steel wire
- Non-slip handles

Technical data	
Cutting range	max. 32 mm dia., e.g. 4 x 35 mm ² NYY
Length	250 mm
Weight	0.55 kg
Item	Part No.
Hand-operated cutting tool for Cu and Al cables to 32 mm dia.	K1061



Cu
Al

K 106/2 Hand-operated cutting tool for Al and Cu cables up to 50 mm dia.



Cu
Al

- ▶ For earth, plastic and rubber cables
- ▶ Lightweight design with great cutting performance

Characteristics

- One-hand operation
- Effort-saving 2-stage ratchet system
- Not suitable for cutting steel or steel wire
- Non-slip handles

Technical data	
Cutting range	e.g. 4 x 120 mm ² NYV, max. 50 mm dia.
Length	280 mm
Weight	0.74 kg
Item	Part No.
Hand-operated cutting tool for Cu and Al cables to 50 mm dia.	K1062

K 103/1 Hand-operated cutting tool for Al and Cu cables up to 60 mm dia.



Cu
Al

- ▶ For earth, plastic and rubber cables
- ▶ Cutting range up to 60 mm diameter

Characteristics

- Two-hand operation
- Effort-saving 2-stage ratchet system
- Not suitable for cutting steel or steel wire

Technical data	
Cutting range	e.g. 4 x 240 mm ² NAVY, max. 60 mm dia.
Length	720 mm
Weight	4.5 kg
Item	Part No.
Hand-operated cutting tool for Cu and Al cables to 60 mm dia.	K1031

K 104/1 Hand-operated cutting tool for Al and Cu cables up to 100 mm dia.

- ▶ For earth, plastic and rubber cables
- ▶ Very wide cutting range up to 100 mm dia.

Characteristics

- Two-hand operation
- Effort-saving 2-stage ratchet system
- Not suitable for cutting steel or steel wire

Technical data	
Cutting range	e.g. 4 x 400 mm ² NAYY, max. 100 mm dia.
Length	870 mm
Weight	5.7 kg
Item	Part No.
Hand-operated cutting tool for Cu and Al cables to 100 mm dia.	K1041



Cu
Al

K 130 Hand-operated cutting tool for Al and Cu cables up to 30 mm dia.

- ▶ High performance because of specially designed flat cutting blades
- ▶ Also for fine stranded conductors

Characteristics

- Two-hand operation
- Large cutting range
- Not suitable for cutting steel or steel wire
- Roughened handles for safe working

Technical data	
Cutting range	e.g. 4 x 35 mm ² NYN, max. 30 mm dia.
Length	570 mm
Weight	1.7 kg
Item	Part No.
Hand-operated cutting tool for Cu and Al cables to 30 mm dia.	K130



Cu
Al

K 230 Hand-operated cutting tool for Al and Cu cables up to 30 mm dia.



- ▶ High performance because of specially designed flat cutting blades
- ▶ 1000 V fully insulated to IEC 60900
- ▶ Also for fine stranded conductors

Characteristics

- Two-hand operation
- Not suitable for cutting steel or steel wire

Technical data	
Cutting range	max. 30 mm dia., e.g. 4 x 35 mm ² NYY
Length	570 mm
Weight	2.1 kg
Item	Part No.
Hand-operated cutting tool for Cu and Al cables to 30 mm dia.	K230

△ 1000V
IEC 60900

Cu
Al

K 150 Hand-operated cutting tool for Al and Cu cables up to 50 mm dia.



- ▶ High performance because of specially designed flat cutting blades
- ▶ Also for fine stranded conductors
- ▶ Roughened handles for safe working

Characteristics

- Two-hand operation
- Large cutting range
- Not suitable for cutting steel or steel wire

Technical data	
Cutting range	max. 50 mm dia., e.g. 4 x 120 mm ² NYY
Length	710 mm
Weight	3 kg
Item	Part No.
Hand-operated cutting tool for Cu and Al cables to 50 mm dia.	K150

Cu
Al

K 250 Hand-operated cutting tool for Al and Cu cables up to 50 mm dia.

- ▶ High performance because of specially designed flat cutting blades
- ▶ 1000 V fully insulated to IEC 60900
- ▶ Also for fine stranded conductors e.g. VDE 0295 Class 5

Characteristics

- Two-hand operation
- Large cutting range
- Not suitable for cutting steel or steel wire

Technical data	
Cutting range	e.g. 4 x 120 mm ² NYY, max. 50 mm dia.
Length	710 mm
Weight	3.7 kg
Item	Part No.
Hand-operated cutting tool for Cu and Al cables to 50 mm dia.	K250



1000V
IEC 60900

Cu
Al

K 101/1 Hand-operated cutting tool for Al and Cu cables up to 26 mm dia.

- ▶ Cutting head exchangeable at site
- ▶ Also for fine stranded conductors

Characteristics

- Two-hand operation
- Excellent leverage
- Not suitable for cutting steel or steel wire
- Roughened handles for safe working

Technical data		
Cutting range	e.g. 4 x 25 mm ² NYY, max. 26 mm dia.	
Length	570 mm	
Weight	1.8 kg	
Item	Part No.	
Hand-operated cutting tool for Cu and Al cables to 26 mm dia.	K1011	
Accessories	Part No.	Page
Replacement cutting head	K1011E	



Cu
Al



K1011E

K 105/1 Hand-operated cutting tool for Al and Cu cables up to 26 mm dia., with telescopic handles



Cu
Al



K1011E

- ▶ Tool with extendable telescopic handles
- ▶ Excellent leverage
- ▶ Also for fine stranded conductors e.g. VDE 0295 Class 5

Characteristics

- Two-hand operation
- Cutting head exchangeable at site
- Roughened handles for safe working
- Not suitable for cutting steel or steel wire

Technical data	
Cutting range	e.g. 4 x 25 mm ² NYY, max. 26 mm dia.
Length	Stepless 350-520 mm
Weight	1.4 kg
Item	Part No.
Hand-operated cutting tool for Al and Cu cables to 26 mm dia., length 350 - 520 mm continuous	K1051

Accessories	Part No.	Page
Replacement cutting head	K1011E	
Steel carrying case	SK120L	215

K 201/1 Hand-operated cutting tool for Al and Cu cables up to 26 mm dia., length 570mm



1000V IEC 60900

Cu
Al



K1011E

- ▶ 1000 V fully insulated to IEC 60900
- ▶ Excellent leverage
- ▶ Also for fine stranded conductors e.g. VDE 0295 Class 5

Characteristics

- Two-hand operation
- Cutting head exchangeable at site
- Not suitable for cutting steel or steel wire

Technical data	
Cutting range	max. 26 mm dia., e.g. 4 x 95 mm ² NYY
Length	570 mm
Weight	2 kg
Item	Part No.
Hand-operated cutting tool for Al and Cu cables to 26 mm dia., length 570 mm	K2011

Accessories	Part No.	Page
Replacement cutting head	K1011E	

K 101/2 Hand-operated cutting tool for Cu and Al cables up to 38 mm dia.

- ▶ Cutting head exchangeable at site
- ▶ Also for fine stranded conductors e.g. VDE 0295 Class 5
- ▶ Excellent leverage
- ▶ Extended lever handles

Characteristics

- Two-hand operation
- Large cutting range
- Not suitable for cutting steel or steel wire
- Roughened handles for safe working

Technical data		
Cutting range	max. 38 mm dia.	
Length	930 mm	
Weight	4.2 kg	
Item	Part No.	
Hand-operated cutting tool for Cu and Al cables to 38 mm dia.	K1012	
Accessories	Part No.	Page
Replacement cutting head	K1012E	



The world's first electro-mechanical crimping tool with PowerSense technology



1. Manual pre-clamping

Operating the lever closes the crimping jaws without any exertion on the part of the user and fixes the connecting material. In this "pre-clamped" state it is still possible to adjust the position and the alignment.



2. Motorized crimping

Further actuation or "depression of" the lever starts the crimping process - fully automatically using the power of the integrated motor.



... and done

The retraction to the starting position is also fully automatic. During the entire crimping cycle the process can be interrupted by actuating the lever in the opposite direction.



Versatile

for convenient crimping of cable connections, cable end-sleeves and cable lugs



Innovative

with the unique, intuitive operating concept and PowerSense technology



Optimum view

thanks to LED illumination of the crimping jaws and working area



Durable

thanks to the powerful lithium-ion battery with charge status display

The new Klauke micro combines the benefits of manual crimping pliers with the convenience of battery powered hydraulic crimping tools

- ▶ High speed (crimping time < 1.5 sec.)
- ▶ Very low weight (< 1 kg)
- ▶ Very easy handling thanks to PowerSense technology
- ▶ Electronic control with blocking function and motor stall protection
- ▶ Ergonomic two-component housing in Klauke "In-line Design"
- ▶ Powerful drive technology for effortless operations
- ▶ 10.8V Lithium-ion battery with charge level indicator
- ▶ Excellent crimping results with minimum effort
- ▶ Interchangeable Klauke 50-series crimping dies (for all common applications up to 50mm²)
- ▶ Long service life (service intervals of 35,000 crimping cycles)
- ▶ Superlative value-for-money



Klauke® *micro*

**Fast, light, efficient.
Klauke micro – the way you
crimp today.**

Until now, you could choose from three types of Klauke crimping tools for crimping in a cross-sectional range to 50 mm²: mechanical crimping pliers, pneumatic and hydraulic crimping tools. The various tool concepts offer their own particular benefits, depending on location and application requirement.

The tool program is now being expanded by a new form of crimping – as easy and fast as mechanical crimping pliers, as powerful and durable as a hydraulically-powered crimping tool.

Klauke micro – the world's first electromechanical crimping tool with PowerSense technology. Manual pre-clamping. Motorized crimping.

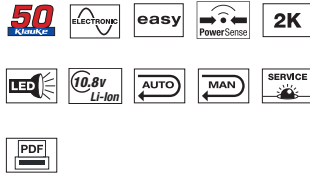


More performance, more efficiency – and takes up less space

The new Klauke micro is ideally suited for applications where connecting material has to be crimped quickly and in a high volume but also wherever a compact and mobile tool is required, e.g. for switch cabinet construction and numerous other installation applications in trade and industry.



EK 50 ML Electromechanical crimping tool 0.14 - 50 mm²



- ▶ The Klauke micro with intuitive PowerSense function combines the advantages of manual crimping tools with the convenience of battery-powered hydraulic crimping tools
- ▶ Excellent crimping results for minimum effort

Characteristics

- For interchangeable dies, series 50
- One-lever operation for controlling all tool functions
- Electronic control with lock function monitors complete closing of the dies
- Automatic retraction when crimping is complete
- Manual retraction in case of need thanks to opposed lever actuation
- Motor stall protection in case of faulty operation
- Ergonomic 2-component housing in Klauke "In-line design"
- Mounting lugs for use with balancer or as fall protection when used outdoors
- Very low weight and high speed for maximum efficiency
- Powerful drive technology for effortless operations
- Li-Ion battery with charge status display
- LED light for illuminating crimping point and work area
- Multifunction LED for maintenance display and data transfer via optional interface and USB adapter
- Project-relevant recording with Klauke i-press software package

















Technical data	
Crimping force	max. 15 kN
Crimping range	0.14 - 50 mm ²
Crimping cycle	< 1,5 s (depending on connecting material)
Number of crimps	approx. 300 at 10 mm ² Cu DIN 46234 / per battery charge
Battery voltage	10.8 V
Battery capacity	1.5 Ah, Li-Ion
Charging time	approx. 40 min.
Weight incl. battery	0.96 kg
Ambient temperature	-10°C to +40 °C

Item	Part No.	
Electromechanical crimping tool 0.14 - 50 mm ²	EK50ML	
Scope of supply	Part No.	Page
Battery 10,8 V / 1,5 Ah, Li-Ion (16,2 Wh)	RAML1	
Charger for 10,8 V Li-Ion Akkus, 230V	LGML1	
Crimping die for insl. connector 0.5 - 6 mm ²	ISS071	
Plastic case 450 x 370 x 105 mm	KKEK50ML	

Accessories	Part No.	Page
USB adapter	PGA1	408

Variants	Part No.	Page
Electromechanical crimping tool 0.14 - 50 mm ² with RAML1 battery, without charger, crimping die, case	EK50ML-L	

Available dies of Series 50 for

Suitable for	Connection material	Crimping range mm²	Crimp profile	Page
Copper tubular cable lugs and connectors				
Tubular cable lugs and connectors, standard type		0,75 - 10		414
Tubular cable lugs and connectors for solid conductors		1,5 - 10		414
Terminals, connectors and pin terminals acc. to DIN, copper				
Solderless terminals (DIN 46234), connectors (DIN 46341) and pin terminals (DIN 46230)		0,5 - 10		414
Cable end-sleeves				
Cable end-sleeves		0,14 - 50		414
Cable connections, insulated and non-insulated				
Insulated cable connections, double crimping		0,1 - 6		415
Insulated cable connections, single crimping		0,5 - 16		415
Non-insulated receptacles		0,25 - 6		415
BNC connectors for coax cables RG 58,59,60 and 71				415
Turned pin connectors and receptacles		0,1 - 4		415

Please observe the restrictions in the technical index when crimping connectors!



Special drives for even greater speed.

Electric and pneumatic crimping tools.

In addition to various hydraulic tools, the Klauke range also includes electromechanical and pneumatic tools. The tools are compatible with **Klauke^{pro}** series heads and are therefore extremely versatile.

The high crimping speed of the KPM15 pneumatic crimping tool makes it suitable for the standard production of individual contacts and also for use in control cabinets.

The optional foot switch allows stationary applications as a bench-mounted tool.



- Electric bench crimping tool compatible with **Klauke^{pro}** series heads and 50-series dies.
- Pneumatic crimping tool compatible with **Klauke^{pro}** series heads.
- Especially suitable for cable harness assembly.

TEKP1 Stationary basic tool - Klauke Pro-Series

- ▶ Compatible with all crimping heads of the Klauke Pro-Series
- ▶ Suitable for continuous operation
- ▶ Easy change of crimping head without tools

Characteristics

- Transportable worktop crimping device
- Safety foot switch
- Two-stage system with tooling and crimping function
- With adapter TEKP 1A50 compatible to all crimping dies of series 50









































Klauke^{pro}



Technical data	
Crimping cycle	approx. 1 s (depending on cross-section)
Dimension	approx. 280 x 230 x 410 mm
Mains voltage	220 - 240 V
Weight	13.0 kg

Item	Part No.
Stationary basic tool including foot switch and mains cable	TEKP1

Accessories	Part No.	Page
Adapter for crimping dies of Series 50	TEKP1A50	

	Suitable for	Crimping range mm ²	Crimp profile	Part No.
Crimping heads for cable end-sleeves				
	Cable end-sleeves, trapezoid crimping	0.14 - 6		KP312
	Cable end-sleeves, square pressing	0.14 - 10		KP303
	Cable end-sleeves, square pressing	10 - 16		KP304
	Cable end-sleeves, round pressing	0.14 - 2.5		KP350
	Cable end-sleeves, round pressing for narrow chamber sizes	1.5 - 6		KP351
	Cable end-sleeves, round pressing for narrow chamber sizes	10 - 16		KP352
	Cable end-sleeves, DIN 46228, part 2, roll-crimping	0.5 - 2.5		KP66
Crimping heads for insulated cable connections				
	Insulated cable connections (yellow and red)	0.1 - 1		KP80
	Insulated cable connections (red and blue)	0.5 - 2.5		KP81
	Insulated cable connections (red, yellow, blue)	0.5 - 6		KP82
	Insulated cable connections (yellow)	4 - 6		KP83
Crimping heads for tubular cable lugs and terminals				
	Tubular cable lugs and solderless terminals	0.5 - 6		KP232
	Tubular cable lugs and solderless terminals	4 - 10		KP242
Crimping heads for photovoltaic				
	Connector for photovoltaics 3 mm dia.	2.5 - 4		KP90MC31
Crimping heads for receptacles				
	Part No. 3720. Receptacles 6.3 x 0.8 mm with lateral conductor connector	0.5 - 1		KP631
	Part No. 3725, receptacles 6.3 x 0.8 mm with lateral conductor connector	0.5 - 1.5		KP64
	Part No. 3735, receptacles 6.3 x 0.8 mm with lateral conductor connector	1.5 - 2.5		KP632
	For receptacles 2.8 mm tab width	0.1 - 1		KP67
	For receptacles 4.8 mm tab width	0.5 - 2.5		KP65
	For receptacles 6.3 mm tab width	0.5 - 2.5		KP68

KPM 15 Pneumatic basic tool - Klauke Pro Series



- ▶ Compatible with all crimping heads of the Klauke Pro-Series (with Klauke KPM 15 PRO adapter)
- ▶ Easy change of crimping head without tools

Characteristics

- Crimping head rotates 360°
- Integrated, disengageable ratchet
- Optional worktop stand, including foot switch

Technical data		
Crimping cycle	max. 1 s, depending on set pressure	
Ambient temperature	-20°C to +40 °C	
Permissible pressure range	6-8 bar	
Air consumption/cycle at 6 bar	0.32 l	
Diameter	65 mm	
Length	280 mm	
Weight	1.5 kg	
Item	Part No.	
Pneumatic basic tool of the Klauke Pro-Series	KPM15	
Accessories		
Item	Part No.	Page
Adapter for crimping heads from the Klauke Pro-Series	KPM15PRO	282
Worktop stand, including foot switch	KPM15TH	282

KPM 15 TH Worktop stand including foot switch



- ▶ Adjustable worktop with ball-point mounting system

Characteristics

- For mounting the pneumatic basic tool KPM 15

Item	Part No.	
Worktop stand, including foot switch	KPM15TH	









































KPM 15 PRO Adapter for crimping heads - Klauke Pro-Series



Characteristics

- Compatible with all crimping heads of the Klauke Pro-Series

Item	Part No.	
Adapter for crimping heads from the Klauke Pro-Series	KPM15PRO	

Suitable for		Crimping range mm ²	Crimp profile	Part No.
Crimping heads for cable end-sleeves				
	Cable end-sleeves, trapezoid crimping	0.14 - 6		KP312
	Cable end-sleeves, square pressing	0.14 - 10		KP303
	Cable end-sleeves, square pressing	10 - 16		KP304
	Cable end-sleeves, round pressing	0.14 - 2.5		KP350
	Cable end-sleeves, round pressing for narrow chamber sizes	1.5 - 6		KP351
	Cable end-sleeves, round pressing for narrow chamber sizes	10 - 16		KP352
	Cable end sleeves, DIN 46228, part 2, roll-crimping	0.5 - 2.5		KP66
Crimping heads for insulated cable connections				
	Insulated cable connections (yellow and red)	0.1 - 1		KP80
	Insulated cable connections (red and blue)	0.5 - 2.5		KP81
	Insulated cable connections (red, yellow, blue)	0.5 - 6		KP82
	Insulated cable connections (yellow)	4 - 6		KP83
Crimping heads for tubular cable lugs and terminals				
	Tubular cable lugs and solderless terminals	0.5 - 6		KP232
	Tubular cable lugs and solderless terminals	4 - 10		KP242
Crimping heads for photovoltaic				
	Connector for photovoltaics 3 mm dia.	2.5 - 4		KP90MC31
Crimping heads for receptacles				
	Part No. 3720. Receptacles 6.3 x 0.8 mm with lateral conductor connector	0.5 - 1		KP631
	Part No. 3725, receptacles 6.3 x 0.8 mm with lateral conductor connector	0.5 - 1.5		KP64
	Part No. 3735, receptacles 6.3 x 0.8 mm with lateral conductor connector	1.5 - 2.5		KP632
	For receptacles 2.8 mm tab width	0.1 - 1		KP67
	For receptacles 4.8 mm tab width	0.5 - 2.5		KP65
	For receptacles 6.3 mm tab width	0.5 - 2.5		KP68



Increased force for fast *crimping.*

Hand-operated hydraulic crimping tools.

Klauke hand-operated hydraulic tools are the most convenient and safest types to generate precise and high operating forces by hand. The ergonomic design and lightweight aluminum handles permit frequent fatigue proof operations.

All tools feature a two-stage hydraulic system with fast feed and power stroke upon reaching counter pressure. Once the crimping operation is complete, the crimping jaws open automatically and retract to the original position - another plus for safety and comfort.

■ Hand-operated hydraulic crimping tools: compact, innovative and safe.

- ▶ 2-stage hydraulics with fast feed and power stroke during operation, and **automatic retraction** on completion of the crimp.
- ▶ Ergonomic design and lightweight.
- ▶ **Rotating heads.**



- Ergonomic design and lightweight.
- Automatic retraction on completion of the crimping operation.
- Crimping tools from 55 kN to 120 kN crimping force.
- Nominal cross sections up to 400 mm².

Benefits:

- ▶ Poor crimps are avoided, more safety and shorter intervals between crimping operations thanks to the automatic retraction function.
- ▶ Design and weight facilitate effortless operations.
- ▶ **Safe to work in confined space conditions thanks to the rotating heads.**
- ▶ Faster crimping with less force with the innovative 2-stage hydraulic function.

■ Optimised handling with 6-ton crimping tools.



- ▶ Aluminum pump lever and housing result in low weight.
- ▶ Compact design.
- ▶ Designed for nominal cross sections up to 300 mm².
- ▶ For Klauke 18 and 22 dies series.

Benefits:

- ▶ **Extremely easy to handle**, even with frequent operations in tight areas - installing underground cable joints or processing switch gears.
- ▶ Versatile applications with the broad range in Klauke's DIN-compliant 18 and 22 series.

■ 12 tons for increased productivity.

- ▶ Very large crimping area up to 400 mm².
- ▶ For wide crimps with dies from the Klauke 13 series.

Benefits:

- ▶ **Considerably higher productivity and time saved thanks to wide crimps.**
- ▶ Typical applications include power technology and cable assembly.
- ▶ *More on Page 292.*



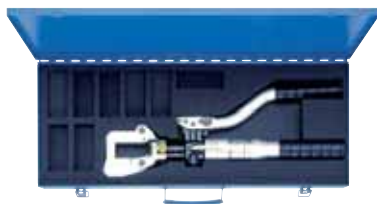
■ Quad-point indent crimping - centring guaranteed.



- ▶ Ideal for crimping tubular cable lugs on fine and superfine stranded conductors with nominal cross sections up to 300 mm².
- ▶ No dies required.
- ▶ The tools with quad-point indent crimping feature a patented Klauke centring system.
- ▶ Tools with open and flip-top crimping head.

Benefits:

- ▶ Safe, convenient processing of standard fine and superfine stranded conductors.
- ▶ Quad-point indent crimping tools **with no die change** are suitable for various cable types and sizes for numerous cable lugs and connectors.
- ▶ Optimised user safety and avoidance of poor crimps thanks to centring of conductors and connecting material.

HK 60/18 Hand-operated hydraulic crimping tool 6 - 185 mm²

































- ▶ For dies acc. to DIN 48083, page 1
- ▶ Crimping dies are connected by spring - cannot get lost
- ▶ Lightweight for effortless operations

Characteristics

- For interchangeable dies, series 18, narrow crimping
- Closed crimping head, flip top style, rotatable
- Light weight due to high quality aluminum housing
- 2-stage hydraulic system with fast feed and power stroke
- Automatic retraction when crimping is complete
- Manual retract in case of need
- Environmentally-friendly hydraulic oil, quickly biodegradable

Technical data		
Crimping force	60 kN	
Stroke	14 mm	
Crimping range	6-185 mm ²	
Length	470 mm	
Weight	3.0 kg	
Ambient temperature	-20°C to +40 °C	
Item	Part No.	
Hand-operated hydraulic crimping tool 6 - 185 mm ²	HK6018	
Scope of supply	Part No.	Page
Steel carrying case for HK 60/18 with space for 8 crimping dies	MKG018	
Accessories	Part No.	Page
Digital meter for force and pressure measurement	TC1U	406
Measuring adapter, series 18	MA18	406
Force sensor, 70 kN	TF70L	406

Available dies for Series 18 for HK 60/18

Suitable for	Connection material	Crimping range mm ²	Crimp profile	Page
Tubular cable lugs and connectors, Cu				
Tubular cable lugs and connectors, standard type, tubular cable lugs for switchgear connections		6 - 185		427
Insulated tubular cable lugs and connectors, insulated pin terminals		10 - 95		427
Tubular cable lugs and connectors for fine stranded conductors		10 - 50		428
Tubular cable lugs and connectors for solid conductors		1.5 - 16		428
Copper compression cable lugs and connectors acc. to DIN				
Copper compression cable lugs (DIN 46235) and connectors (DIN 46267, part 1) Cu		6 - 185		428
Terminals, connectors and pin terminals acc. to DIN - Cu				
Terminals (DIN 46234) and pin terminals (DIN 46230), connectors (DIN 46341)		10 - 70		429
Insulated solderless terminals		10 - 50		429
Sleeves for compacted conductors and sector shaped conductors, Cu				
Pre-rounding crimping dies for Al and Cu sector shaped conductors		10 sm - 240 se / 185 sm		429
Aluminum compression cable lugs and connectors acc. to DIN				
Aluminum compression cable lugs and connectors acc. to DIN		10 - 185		430
Compression joints for full tension connections of Aldrey cables acc. to DIN EN 50182		25 - 95		430
Aluminum/copper compression cable lugs and connectors				
Aluminum/copper compression cable lugs and connectors		10 - 185		430
Clamps				
Clamps, C-type		4 - 50		430
Cable end-sleeves				
Cable end-sleeves		10 - 95		431
Twin cable end-sleeves		2 x 4 - 2 x 16		431
Cable end-sleeves, trapezoidal, for fine stranded conductors		10 - 95		431
Twin cable end-sleeves, trapezoidal, for fine stranded conductors		2 x 4 - 2 x 16		432
Cutting die				
Cutting range		18 mm dia.		432

Please observe the restrictions in the technical index when crimping connectors!



HK 60/22 Hand-operated hydraulic crimping tool 6 - 300 mm²

- ▶ Large crimping range up to 300 mm²
- ▶ Slim crimping head - ideal when space is critical

Characteristics















































- For interchangeable dies, series 22, narrow crimping
- Closed crimping head, flip top style, rotatable
- Light weight due to high quality aluminum housing
- 2-stage hydraulic system with fast feed and power stroke
- Automatic retraction when crimping is complete
- Manual retract in case of need
- Environmentally-friendly hydraulic oil, quickly biodegradable

Order info

- Also available for "W" crimping dies (UL certified), part number appendix "W"


Technical data		
Crimping force	60 kN	
Stroke	17 mm	
Crimping range	6 - 300 mm ²	
Length	460 mm	
Weight	3.3 kg	
Ambient temperature	-20°C to +40 °C	
Item	Part No.	
Hand-operated hydraulic crimping tool 6 - 300 mm ²	HK6022	
Scope of supply	Part No.	Page
Steel carrying case for HK 60/22 or HK 60/22 W with space for 17 pairs of crimping dies	MK6022	
Accessories	Part No.	Page
Digital meter for force and pressure measurement	TC1U	406
Measuring adapter, series 22	MA22	406
Force sensor, 70 kN	TF70L	406
Variants	Part No.	Page
HK 60/22 with crimping die set R 22 from 16 - 240 mm ²	HK6022SETR	
HK 60/22 with crimping die set D 22 from 16 - 240 mm ²	HK6022SETD	

Available dies for Series 22 for HK 60/22

Suitable for	Connection material	Crimping range mm ²	Crimp profile	Page
Tubular cable lugs and connectors, Cu				
Tubular cable lugs and connectors blue connection for compacted conductors acc. to VDE 0295, class 2		6 - 300		433
Tubular cable lugs and connectors, Cu, standard type, tubular cable lugs for switchgear connections		6 - 300		434
Insulated tubular cable lugs and connectors, insulated pin terminals		10 - 150		434
Tubular cable lugs and connectors for fine stranded conductors		10 - 70		435
Tubular cable lugs and connectors for solid conductors		1.5 - 16		435
Tubular cable lugs and connectors, Ni, stainless steel				
Stainless steel tubular cable lugs and connectors		0.5 - 16		435
Nickel tubular cable lugs and connectors		10 - 50		435
Compression cable lugs and connectors acc. to DIN - Cu				
Compression cable lugs (DIN 46235) and connectors (DIN 46267, part 1) Cu		6 - 300		436
Double compression cable lugs		2 x 50 - 2 x 70		436
Terminals, connectors and pin terminals acc. to DIN - Cu				
Solderless terminals (DIN 46234) connectors (DIN 46230) Cu, and pin terminals (DIN 46341) Cu		10 - 70		437
Insulated solderless terminals		10 - 70		437
Compression cable lugs and connectors - Al/Cu				
Compression cable lugs and connectors - Al/Cu		10 - 300		438
Sleeves for compacted conductors and sector shaped conductors, Cu				
Pre-rounding dies for Al and Cu sector shaped conductors		10 sm - 300 se / 240 sm		437
Compression cable lugs and connectors acc. to DIN - Al				
Aluminum compression cable lugs and connectors acc. to DIN		10 - 300		438
Compression joints for full tension connections of Aldrey cables acc. to DIN EN 50182, Al conductors DIN EN 50182, 120 - 185 mm ²		25 - 185		438
Compression joints acc. to DIN 48085, part 3 for Al-steel cables acc. to DIN EN 50182, aluminum crimping		25 / 4 - 120 / 20		439
Compression joints acc. to DIN 48085, part 3 for Al-steel cables acc. to DIN EN 50182, steel crimping		25 / 4 - 120 / 20		439
Clamps				
Clamps, C-type		4 - 50		439
Clamps, H-Type		70		439
Cable end-sleeves				
Cable end-sleeves		10 - 240		440
Twin cable end-sleeves		2 x 4 - 2 x 16		440
Cable end-sleeves, trapezoidal, for fine stranded conductors		10 - 240		440
Twin cable end-sleeves, trapezoidal, for fine stranded conductors		2 x 4 - 2 x 16		441

Please observe the restrictions in the technical index when crimping connectors!

HK 60 VP Hand-operated hydraulic crimping tool 10 - 240 mm²



- ▶ Suitable for crimping tubular cable lugs and connectors "standard type" and fine and superfine stranded conductors to 240 mm²
- ▶ The patented centring system guarantees every time optimum crimping results

Characteristics

- Quad-point indent crimping feature with patented centring system, no dies required
- Open crimping head, rotatable
- Light weight due to high quality aluminum housing
- 2-stage hydraulic system with fast feed and power stroke
- Automatic retraction when crimping is complete
- Manual retract in case of need
- Environmentally-friendly hydraulic oil, quickly biodegradable

Technical data	
Crimping force	55 kN
Crimping range	10 - 240 mm ²
Length	525 mm
Weight	4,1 kg
Ambient temperature	-20°C to +40 °C

Item	Part No.	
Hand-operated hydraulic crimping tool 10 - 240 mm ²	HK60VP	
Scope of supply	Part No.	Page
Steel carrying case for HK 60 VP or HK 60 VP/FT	MK60VP	
Gauge and 10 test cylinder	TS10B	

Accessories	Part No.	Page
Digital meter for force and pressure measurement	TC1U	406
Measuring adapter VP	MAVP	406
Force sensor, 70 kN	TF70L	406
Gauge and 10 test cylinder	TS10B	

Suitable for	Connection material	Crimping range mm ²	Crimp profile
Tubular cable lugs standard type and tubular cable lugs for switchgear connections		10 - 240	
Connectors, Standard type		10 - 120	
Tubular cable lugs for fine stranded conductors		10 - 240	
Connector for fine stranded conductors		10 - 95	

HK 60 VP/FT Hand-operated hydraulic crimping tool 16 - 300 mm²

- ▶ Suitable for crimping tubular cable lugs and connectors "standard type" and fine and superfine stranded conductors to 300 mm²
- ▶ The patented centring system guarantees every time optimum crimping results
- ▶ Closed crimping head - ideal for utility lines construction





Characteristics


- Quad-point indent crimping feature with patented centring system, no dies required
- Closed crimping head with bolt interlock, rotatable, flip top style
- Light weight due to high quality aluminum housing
- 2-stage hydraulic system with fast feed and power stroke
- Automatic retraction when crimping is complete
- Manual retract in case of need
- Environmentally-friendly hydraulic oil, quickly biodegradable

Technical data	
Crimping force	55 kN
Crimping range	16 - 300 mm ²
Length	535 mm
Weight	4.1 kg
Ambient temperature	-20°C to +40 °C

Item	Part No.	
Hand-operated hydraulic crimping tool 16 - 300 mm ²	HK60VPFT	
Scope of supply	Part No. Page	
Steel carrying case for HK 60 VP or HK 60 VP/FT	MK60VP	
Gauge and 10 test cylinder	TS10B	

Accessories	Part No.	Page
Digital meter for force and pressure measurement	TC1U	406
Measuring adapter VP	MAVP	406
Force sensor, 70 kN	TF70L	406
Gauge and 10 test cylinder	TS10B	

Suitable for	Connection material	Crimping range mm ²	Crimp profile
Tubular cable lugs and connectors, standard type, tubular cable lugs for switchgear connections		16 - 300	
Tubular cable lugs and connectors for fine stranded conductors		16 - 300	



HK 120/30 Hand-operated hydraulic crimping tool 16 - 400 mm²











































- ▶ Very large crimping range to 400 mm²
- ▶ Up to 60% less crimping operations due to wide crimping compared with 6 t tools

Characteristics

- For interchangeable dies, series 13, wide crimping
- Open C-crimping head, rotatable
- Light weight due to high quality aluminum housing
- 2-stage hydraulic system with fast feed and power stroke
- Automatic retraction when crimping is complete
- Manual retract in case of need
- Environmentally-friendly hydraulic oil, quickly biodegradable

Technical data		
Crimping force	120 kN	
Stroke	30 mm	
Crimping range	16 - 400 mm ²	
Length	510 mm	
Weight	5.4 kg	
Ambient temperature	-20°C to +40 °C	
Item	Part No.	
Hand-operated hydraulic crimping tool 10 - 400 mm ²	HK12030	
Scope of supply	Part No.	Page
Steel carrying case for HK 120/42 with space for 15 pairs of crimping dies	MK12042	
Accessories	Part No.	Page
Digital meter for force and pressure measurement	TC1U	406
Measuring adapter, series 13	MA120	406
Force sensor, 130 kN	TF130L	406

Available dies for Series 13 for HK 120/30

Suitable for	Connection material	Crimping range mm ²	Crimp profile	Page
Tubular cable lugs and connectors, Cu				
Tubular cable lugs and connectors blue connection for compacted conductors acc. to VDE 0295, class 2		16 - 400		442
Tubular cable lugs and connectors, Cu, standard type, tubular cable lugs for switchgear connections		16 - 400		443
Butt connectors, standard type		16 - 185		443
Insulated tubular cable lugs and compression joints, standard type		10 - 150		443
Tubular cable lugs and connectors for fine stranded conductors		16 - 150		444
Compression cable lugs and connectors acc. to DIN - Cu				
Copper compression cable lugs (DIN 46235) and connectors		16 - 300		444
Compression joints DIN 46267, part 1		16 - 150		444
Double compression cable lugs		2 x 50 - 2 x 95		444
Terminals, connectors and pin terminals acc. to DIN - Cu				
Solderless terminals (DIN 46234) connectors (DIN 46230) and pin terminals acc. to DIN		16 - 150		445
Insulated solderless terminals		10 - 95		445
Sleeves for compacted conductors and sector shaped conductors, Cu				
Pre-rounding dies for Al and Cu sector shaped conductors		10 sm - 300 se / 300 sm		445
Aluminum compression cable lugs and connectors acc. to DIN				
Aluminum compression cable lugs and connectors		10 - 240		446
Aluminum connectors		10 - 120		446
Compression joints for full tension connections of Aldrey cables acc. to DIN EN 50182, Al conductors DIN EN 50182, 120 - 185 mm ²		25 - 185		446
Compression joints acc. to DIN 48085, part 3 for Al-steel cables acc. to DIN EN 50182, aluminum crimping		25/4 - 120/20		446
Compression joints acc. to DIN 48085, part 3 for Al-steel cables acc. to DIN EN 50182, steel crimping		25/4 - 120/20		447
Aluminum/copper compression cable lugs and connectors				
Aluminum/copper compression cable lugs and connectors		10 - 240		446
Clamps				
Clamps, C-type		10 - 70		447
Clamps, H-type		70 - 120		447
Cable end-sleeves				
Cable end-sleeves		25 - 240		448
Cable end-sleeves, trapezoidal, for fine stranded conductors		25 - 240		448

Please observe the restrictions in the technical index when crimping connectors!

HK 120/42 Hand-operated hydraulic crimping tool 16 - 400 mm²

- ▶ Very large crimping range to 400 mm²
- ▶ Up to 60% less crimping operations due to wide crimping compared with 6 t tools
- ▶ C-head with large 42 mm opening width

Characteristics

- For interchangeable dies, series 13, wide crimping
- Open C-crimping head, rotatable
- Light weight due to high quality aluminum housing
- 2-stage hydraulic system with fast feed and power stroke
- Automatic retraction when crimping is complete
- Manual retract in case of need
- Environmentally-friendly hydraulic oil, quickly biodegradable





































Technical data

Crimping force	120 kN
Stroke	42 mm
Crimping range	16 - 400 mm ²
Length	560 mm
Weight	5.9 kg
Ambient temperature	-20°C to +40 °C

Item	Part No.	
Hand-operated hydraulic crimping tool 16 - 400 mm ²	HK12042	
Scope of supply	Part No.	Page
Steel carrying case for HK 120/42 with space for 15 pairs of crimping dies	MK12042	

Accessories	Part No.	Page
Digital meter for force and pressure measurement	TC1U	406
Measuring adapter, series 13	MA120	406
Force sensor, 130 kN	TF130L	406

Available dies for Series 13 for HK 120/42

Suitable for	Connection material	Crimping range mm ²	Crimp profile	Page
Tubular cable lugs and connectors, Cu				
Tubular cable lugs and connectors blue connection for compacted conductors acc. to VDE 0295, class 2		16 - 400		442
Tubular cable lugs and connectors, Cu, standard type, tubular cable lugs for switchgear connections		16 - 400		443
Insulated tubular cable lugs and connectors, insulated pin terminals		10 - 150		443
Tubular cable lugs and connectors for fine stranded conductors		16 - 150		444
Compression cable lugs and connectors acc. to DIN - Cu				
Compression cable lugs (DIN 46235) and connectors (DIN 46267, part 1) Cu		16 - 300		444
Double compression cable lugs		2 x 50 - 2 x 95		444
Terminals, connectors and pin terminals acc. to DIN - Cu				
Solderless terminals (DIN 46234) connectors and pin terminals (DIN 46230), (DIN 46341)		16 - 150		445
Insulated solderless terminals		10 - 95		445
Pre-rounding crimping dies				
Pre-rounding dies for Al and Cu sector shaped conductors		10 sm - 300se / 300 sm		445
Aluminum compression cable lugs and connectors acc. to DIN				
Aluminum compression cable lugs and connectors acc. to DIN		10 - 240		446
Compression joints for full tension connections of Aldrey cables acc. to DIN EN 50182, Al conductors DIN EN 50182, 120 - 185 mm ²		25 - 185		446
Compression joints acc. to DIN 48085, part 3 for Al-steel cables acc. to DIN EN 50182, aluminum crimping		25/4 - 120/20		446
Compression joints acc. to DIN 48085, part 3 for Al-steel cables acc. to DIN EN 50182, steel crimping		25/4 - 120/20		447
Aluminum/copper compression cable lugs and connectors				
Aluminum/copper compression cable lugs and connectors		10 - 240		446
Clamps				
Clamps, C-type		10 - 70		447
Clamps, H-type		70 - 120		447
Cable end-sleeves				
Cable end-sleeves		25 - 240		448
Cable end-sleeves, trapezoidal, for fine stranded conductors		25 - 240		448

Please observe the restrictions in the technical index when crimping connectors!



HK 120 U Hand-operated hydraulic crimping tool 16 - 400 mm²





































- ▶ H-head for deep groove crimping
- ▶ Up to 60% less crimping operations due to wide crimping compared with 6 t tools

Characteristics

- For interchangeable dies, series 13, wide crimping
- Closed H-crimping head, rotatable
- Light weight due to high quality aluminum housing
- 2-stage hydraulic system with fast feed and power stroke
- Automatic retraction when crimping is complete
- Manual retract in case of need
- Environmentally-friendly hydraulic oil, quickly biodegradable

Technical data		
Crimping force	120 kN	
Stroke	20 mm	
Crimping range	16 - 400 mm ²	
Length	540 mm	
Weight	5.2 kg	
Ambient temperature	-20°C to +40 °C	
Item	Part No.	
Hand-operated hydraulic crimping tool 16 - 400 mm ²	HK120U	
Scope of supply	Part No.	Page
Steel carrying case for HK 120 U with space for 11 pairs of crimping dies	MK120U	
Accessories	Part No.	Page
Digital meter for force and pressure measurement	TC1U	406
Measuring adapter, series 13	MA120	406
Force sensor, 130 kN	TF130L	406

Available dies for Series 13 for HK 120 U

Suitable for	Connection material	Crimping range mm ²	Crimp profile	Page
Tubular cable lugs and connectors, Cu				
Tubular cable lugs and connectors blue connection for compacted conductors acc. to VDE 0295, class 2		16 - 400		442
Tubular cable lugs and connectors, Cu, standard type, tubular cable lugs for switchgear connections		16 - 400		443
Insulated cable lugs and compression joints, standard type		10 - 150		443
Tubular cable lugs and connectors for fine stranded conductors		16 - 150		444
Compression cable lugs and connectors acc. to DIN - Cu				
Compression cable lugs (DIN 46235) and connectors (DIN 46267, part 1) Cu		16 - 300		444
Double compression cable lugs		2 x 50 - 2 x 95		444
Terminals, connectors and pin terminals acc. to DIN - Cu				
Solderless terminals (DIN 46234) connectors and pin terminals (DIN 46230) acc. to DIN, solderless connectors (DIN 46341) Cu		16 - 150		445
Insulated solderless terminals		10 - 95		445
Sleeves for compacted conductors and sector shaped conductors, Cu				
Pre-rounding dies for Al and Cu sector shaped conductors		10 sm - 300 se / 300 sm		445
Aluminum compression cable lugs and connectors acc. to DIN				
Aluminum compression cable lugs and connectors acc. to DIN		10 - 240		446
Compression joints for full tension connections of Aldrey cables acc. to DIN EN 50182, Al conductors DIN EN 50182, 120 - 185 mm ²		25 - 185		446
Compression joints acc. to DIN 48085, part 3 for Al-steel cables acc. to DIN EN 50182, aluminum crimping		25/4 - 120/20		446
Compression joints acc. to DIN 48085, part 3 for Al-steel cables acc. to DIN EN 50182, steel crimping		25/4 - 120/20		447
Aluminum/copper compression cable lugs and connectors				
Aluminum/copper compression cable lugs and connectors		10 - 240		446
Clamps				
Clamps, C-type		10 - 70		447
Clamps, H-type		70 - 120		447
Cable end-sleeves				
Cable end-sleeves		25 - 240		448
Cable end-sleeves, trapezoidal, for fine stranded conductors		25 - 240		448

Please observe the restrictions in the technical index when crimping connectors!



Klauke®

High cutting performance, less force.

Hand-operated hydraulic cutting tools:

Hand-operated Klauke cutting tools process flexible, multi-stranded, armoured and solid Cu and Al cables, as well as Al/St ropes quickly, conveniently and safely. The ergonomic design and low weight of these tools mean the user needs less effort and staying power.

The 2-stage hydraulics combine a fast feed, power stroke upon reaching counter pressure and automatic retraction function. When the cutting operation is complete, the cutting blades open and move to their original position.



- Ergonomic design and lightweight.
- Automatic retraction on completion of the cutting operation.
- Cutting tools to 85 mm dia.
- Type-dependent cutting force to 120 kN.



*Two-stage hydraulic system
and ergonomic design for
enhanced efficiency.*

■ Hand-operated hydraulic cutting tools: **compact, innovative and safe.**

- ▶ 2-stage hydraulics with fast feed and power stroke during operation and **automatic retraction** when the crimp is complete or the cable has been cut.
- ▶ Ergonomic design and lightweight.
- ▶ Rotating heads.

Benefits:

- ▶ More safety and shorter intervals between crimping operations thanks to the automatic retraction function.
- ▶ Design and weight facilitate effortless operations.
- ▶ Safe to work under difficult spatial conditions thanks to the **rotating heads**.
- ▶ Faster cutting with less force with the innovative 2-stage hydraulic function.



■ Fast and safe cutting of **Al/St** ropes: *HSG 45 and HSG 55*



- ▶ Optimised cutting performance.
- ▶ Suitable for cables up to 45 mm dia. and/or 55 mm dia.
- ▶ **For armoured Cu and Al cables and for Al/St ropes.**
- ▶ Extremely sturdy cutting heads.

Benefits:

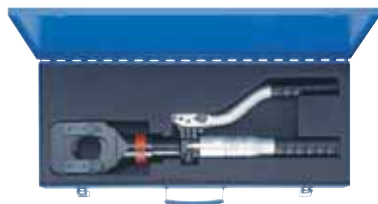
- ▶ One tool for diverse applications.
- ▶ This cutting head is set apart by its high stability even under extreme load.
- ▶ The tools are suitable as an universal cutting tool for practically every cable up to 55 mm dia.

■ All hand-operated hydraulic cutting tools at a glance.

Tool	Design		Cutting range mm dia.	Cutting force kN	Application				Features
	Open head	Closed head			Cu, Al ¹⁾	Al / St (ACSR)	Cu / Al, solid	Steel, solid	
HSG45		✓	45	60	✓	✓	✓	✓	Suitable for all standard cables to 45 mm dia. - steel armoured.
HSG50		✓	48	60	✓				Compact and lightweight cutting tool.
HSG55		✓	55	120	✓	✓	✓	✓	With 120 kN cutting force for ACSR ropes to 55 mm dia.
HSG85/2		✓	85	60	✓				Extremely wide cutting range.

¹⁾ This column also includes Cu / Al multi-stranded and Cu / Al with sheet metal and wire armouring.

HSG 45 Hand-operated hydraulic cutting tool 45 mm dia.



ESG45EF



ESG45ES1

- ▶ Cuts armoured copper and aluminum cables and Al/St cables (ACSR)
- ▶ Also suitable for round material made of Al, Cu and Steel
- ▶ Extremely sturdy design

Characteristics

- Closed cutting head with bolt interlock, rotatable, flip top style
- Light weight due to high quality aluminum housing
- 2-stage hydraulic system with fast feed and power stroke
- Automatic retraction when cut is complete
- Manual retract in case of need
- Environmentally-friendly hydraulic oil, quickly biodegradable

Technical data

Cutting range	max. 45 mm dia.
Cutting force	60 kN
Length	560 mm
Weight	4.9 kg
Ambient temperature	-20°C to +40 °C

Item	Part No.	
Hand-operated hydraulic cutting tool 45 mm dia.	HSG45	
Scope of supply	Part No.	Page
Steel carrying case for HSG 45 or HSG 50	MK50	

Accessories	Part No.	Page
Outer fixed blade	ESG45EF	
Inner moving blade	ESG45ES1	

HSG 50 Hand-operated hydraulic cutting tool 48 mm dia.

- ▶ Cuts copper and aluminum cables with light weight steel armouring (depending on cable type)
- ▶ Lightweight for effortless operations

Characteristics


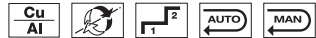
- Closed cutting head, flip top style, rotatable
- Light weight due to high quality aluminum housing
- 2-stage hydraulic system with fast feed and power stroke
- Automatic retraction when cut is complete
- Manual retract in case of need
- Environmentally-friendly hydraulic oil, quickly biodegradable

Technical data	
Cutting range	max. 48 mm dia.
Cutting force	60 kN
Length	540 mm
Weight	3.5 kg
Ambient temperature	-20°C to +40 °C

Item	Part No.
Hand-operated hydraulic cutting tool 48 mm dia.	HSG50

Scope of supply	Part No.	Page
Steel carrying case for HSG 45 or HSG 50	MK50	

Accessories	Part No.	Page
Inner moving blade	ESG50ES	
Outer fixed blade	ESG50EF1	



HSG 55 Hand-operated hydraulic cutting tool 55 mm dia.



ESG55EF



ESG55ES

- ▶ Cuts armoured copper and aluminum cables and Al/St cables (ACSR)
- ▶ Also suitable for round material made of Al, Cu and Steel
- ▶ 120 kN cutting force for maximum output

Characteristics

- Closed cutting head with bolt interlock, rotatable, flip top style
- Light weight due to high quality aluminum housing
- 2-stage hydraulic system with fast feed and power stroke
- Automatic retraction when cut is complete
- Manual retract in case of need
- Environmentally-friendly hydraulic oil, quickly biodegradable

Technical data		
Cutting range	max. 55 mm dia.	
Cutting force	120 kN	
Length	approx. 605 mm	
Weight	7.3 kg	
Ambient temperature	-20°C to +40 °C	
Item	Part No.	
Hand-operated hydraulic cutting tool 55 mm dia.	HSG55	
Scope of supply	Part No.	Page
Steel carrying case for HSG 55	MKHSG55	
Accessories	Part No.	Page
Inner moving blade	ESG55ES	
Outer fixed blade	ESG55EF	

HSG 85/2 Hand-operated hydraulic cutting tool 85 mm dia.

- ▶ Cuts copper and aluminum cables with light weight steel armouring (depending on cable type)
- ▶ Large cutting range
- ▶ High user safety through cutting head with bolt interlock

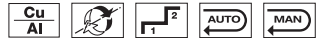
Characteristics

- Closed cutting head with bolt interlock, rotatable, flip top style
- Light weight due to high quality aluminum housing
- 2-stage hydraulic system with fast feed and power stroke
- Automatic retraction when cut is complete
- Manual retract in case of need
- Environmentally-friendly hydraulic oil, quickly biodegradable

Technical data	
Cutting range	max. 85 mm dia.
Cutting force	60 kN
Length	approx. 677 mm
Weight	5.9 kg
Ambient temperature	-20°C to +40 °C

Item	Part No.	Page
Hand-operated hydraulic cutting tool 85 mm dia.	HSG852	
Scope of supply	Part No.	Page
Steel carrying case for HSG 85	MK852	

Accessories	Part No.	Page
Outer fixed blade	ESG85EF1	
Inner moving blade	ESG85ES1	



ESG85EF1



ESG85ES1



*More intelligence. More performance.
And more ergonomic.*



Generation Safety Plus.

Battery powered hydraulic crimping and cutting tools are the most convenient solution for crimping and cutting applications. The required force is generated at the touch of a button. The tools require only one-hand operation.

The tools in the Ultra and Ultra+ series feature a two-stage hydraulic system that automatically switches to power stroke after a fast feed. With all Klauke tools, the automatic retract function starts automatically after successful crimping or cutting, and can be stopped again by pressing the switch (MRS).

The automatic retract stop function (ARS) is especially convenient, for quickly making multiple crimps for full tension connections, for instance.

- ▶ Thanks to the new 2-component housing, the tools sit even better in the hand - pressure points and tool slippage are practically impossible.



2K

- **The latest tool generation with Intelligent Pressing System IPS.**
- **Convenient one-button operating concept.**
- **High-performance 18 Volt Li-ion batteries with extremely short charging time.**



The new generation of our battery powered hydraulic tools features an integrated pressure sensor determining the pressure reached during each crimping operation. This **Intelligent Pressing System** - IPS for short – indicates deviations immediately by optical and acoustic signals. Making your work with Klauke tools even safer.



The hydraulic oil in our tools is considered to be environmentally-friendly and quickly biodegradable.

■ At a glance: Battery powered hydraulic tools made by Klauke.

With the 3 series of the Safety Plus generation and the established Klauke® mini, Klauke's product range is the most extensive on the market!

Klauke®mini



- ▶ NiMH batteries
- ▶ Low weight
- ▶ Fast crimping cycles
- ▶ Automatic retraction

Klauke®ultra



- ▶ Intelligent (IPS)
- ▶ With crimping tools: Automatic retract stop (ARS)
- ▶ For cutting tools with manual retract stop (MRS)
- ▶ 2-stage hydraulics

Klauke®mini+



- ▶ 18 V - Li-ion technology
- ▶ Intelligent Pressing System (IPS)
- ▶ Large crimping and cutting range with low weight

Klauke®ultra+



- ▶ For crimping tools that make up to 60% fewer crimps thanks to wide crimping
- ▶ Ergonomic design with 2-component handle area and optimum centre of gravity for effortless operations

■ High-performance: 18 Volt Li-ion technology.

- ▶ Powerful 18 V Li-ion batteries with high capacity.
- ▶ Extremely **short charging time** with innovative charging technology.
- ▶ Batteries have very low self-discharging effect.
- ▶ Powerful motors for maximum performance.

Benefits:

- ▶ The high energy density of the Li-ion batteries allows more operations per charge than with conventional batteries.
- ▶ The extremely short charging time of 15 min (RAL1) or 22 min (RAL2) minimise waiting time.
- ▶ The low self-discharge means practically continuous tool availability.
- ▶ The powerful motors permit even faster operations - a benefit that should not be underestimated.
- ▶ All Mini tools have a sound pressure level of 70.6 dB(A), all Safety Plus generation tools are less than 70 dB(A), measured at a distance of 1 m. The vibrations on the tools much lower than 2.5m/s².



18V
Li-ion



LED

■ Spot on: see more with work area illumination.

- ▶ Integrated high-performance LED for work area illumination.
- ▶ Optimised, balanced tool housing.

Benefits:

- ▶ The integrated high-power LED provides optimum illumination in all working areas and ensures additional safety and comfort.
- ▶ The balanced tool housing makes handling much easier - effortless work is guaranteed.

At the touch of a button: Full force ahead!

Battery powered hydraulic crimping tools.

Battery powered Klauke crimping tools effortlessly make safe electrical connections. And thanks to their powerful 18 V Li-ion batteries and ergonomic product design, long periods of operation do not present a problem.

Klauke offers the right battery powered solution for the most diverse fields of application. For example, the Klauke® ultra+ is able to crimp conductors with cross-sections to 400 mm² at 120 kN. The Klauke mini+ is especially slim, and excels even in tight spaces.



- Intelligent Pressing System (IPS).
- Automatic retract stop (ARS).
- Crimping tools from 10 kN to 120 kN crimping force.
- Nominal cross sections up to 400 mm².



Interface to the PC



i-press®

The separate USB adapter PGA1 enables the data of all crimping operations to be readout for quality control via the optical interface and output as a PDF document on the laptop or PC.

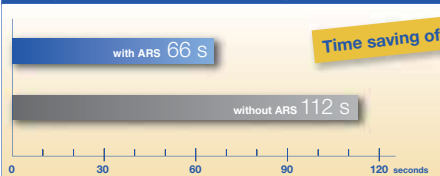
Save time and energy – with the retract stop function.

- ▶ The retract stop function stops the automatic retraction on completion of a crimping operation - fully-automatic (ARS) for all crimping tools with 60 kN and 120 kN crimping force.

Benefits:

- ▶ For multiple applications, the ARS function allows the crimping tools to open automatically as far as needed for the next crimping operation to be started - with no time loss.

Crimping a 240 mm² aluminum compression cable lug (8 crimps) with EK 120/42-L



■ Mini with added value: *Klauke mini+, the new generation.*



- ▶ All benefits of the established Klauke® mini design - now available as 4, 5 or 6-ton tool.
- ▶ Wide crimping range to 300 mm² (EKM 60/22-L).
- ▶ Additional technical features: integrated pressure measurement, 2-component housing, work area illumination, 18 V Li-ion technology, 18 V mains adapter NG 2/230 (accessories).

Benefits:

- ▶ The Klauke® mini+ combines a host of established benefits with the technical features of the new Safety Plus generation - making work even in the tightest spaces even more efficient and, thanks to **Intelligent Pressing System (IPS)**, safer too.
- ▶ At 300 mm², the Klauke® mini+ has the widest crimping range for rod-shaped crimping tools, thereby guaranteeing optimised productivity.



■ KLAUKE® ultra - *ultra safe, ultra efficient.*



- ▶ 6-ton tools in the Klauke® ultra series for 22-series dies and for dieless quad-point indent crimping with nominal cross-sections of up to 300 mm².
- ▶ All tools with Intelligent Pressing System (IPS).
- ▶ 4-point indent crimping with **Klauke's patented centring system** and automatic retract stop (ARS) - the ideal solution for crimping tubular cable lugs on fine and superfine stranded conductors.



▶ More from Page 324.

Benefits:

- ▶ The 6-ton tools are comparatively lightweight and hence easy to handle.
- ▶ The guide system guarantees highest user safety since conductor and connecting material remain centred during crimping operation and bad crimps are practically excluded.
- ▶ ARS saves you time and energy as the piston stroke is reduced to a minimum during subsequent crimping operations.



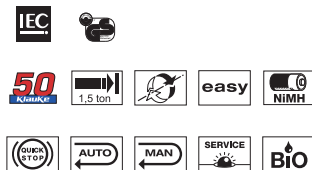
■ KLAUKE® ultra+: *the Power-Plus packages.*

- ▶ 12-ton tools in the Klauke® ultra+ series for 13-series dies, for deep groove crimps and dieless indent crimps.
- ▶ **Wide crimping** with dies from the Klauke 13-series.
- ▶ With IPS, ARS, more powerful motors and balanced housing for more intelligence, more power and more comfort.

Benefits:

- ▶ The wide crimping profiles of the 13-series dies require up to 60% fewer crimps than the narrow crimping profiles of 6-ton tools.
- ▶ The new features and characteristics make the use of our crimping tools much simpler and, thanks to IPS, safer too.



EK 15/50 Battery powered crimping tool 0.14 - 50 mm²

- ▶ Steel head for extreme long life time
- ▶ Optimum crimping due to parallel guided crimping dies



















Characteristics

- For interchangeable dies, series 50
- Open crimping head, rotatable
- One-button operating concept for controlling all tooling functions
- Ergonomic design for convenient one-hand operation
- Lightweight for effortless operations
- Powerful NiMH battery technology
- Fast crimping cycles for efficient operations
- Quick motor stop for high user safety
- Automatic retraction when crimping is complete
- Manual retract in case of need
- Multi-function LED for maintenance control, charge level indicator of the battery and for data transmission via USB adapter
- Environmentally-friendly hydraulic oil, quickly biodegradable

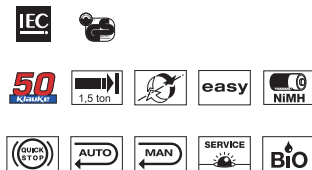
Technical data		
Crimping force	13 kN	
Stroke / opening width	9 mm	
Crimping range	0.75 - 10 mm ²	
Crimping cycle	approx. 2 s	
Number of crimps	approx. 220 at 10 mm ² Cu	
Battery voltage	9.6 V	
Battery capacity	2.0 Ah, NiMH	
Charging time	With fast charger 15 min., otherwise 40 min.	
Weight incl. battery	1.6 kg	
Ambient temperature	-20°C to +40 °C	
Item	Part No.	
Battery powered hydraulic crimping tool 0.14 - 16 mm ²	EK1550	
Scope of supply	Part No.	Page
Battery 9.6 V / 2.0 Ah, NiMH (19.6 Wh)	RAM2	397
Charger for NiCd and NiMH batteries	LG4F	399
Plastic case 450 x 370 x 105 mm	KK35B2	

Accessories	Part No.	Page
Battery 9.6 V / 3.0 Ah, NiMH (28.8 Wh)	RAM3	397
USB adapter	PGA1	408
Digital meter for force and pressure measurement	TC1U	406
Measuring adapter, series 50	MA50	406
Force sensor, 70 kN	TF70L	406
Quick charger for NiCd and NiMH batteries, 230 V mains power	LG5	399

Available dies for Series 50 for EK 15/50

Suitable for	Connection material	Crimping range mm ²	Crimp profile	Page
Tubular cable lugs and connectors, Cu				
Tubular cable lugs and connectors, Cu, standard type		0.75 - 10		414
Tubular cable lugs and connectors for solid conductors, Cu		1.5 - 10		414
Terminals, connectors and pin terminals acc. to DIN - Cu				
Solderless terminals (DIN 46234) and pin terminals (DIN 46230) connectors (DIN 46341)		0.5 - 10		414
Insulated solderless terminals, insulated pin terminals		0.1 - 16		415
Cable end-sleeves				
Cable end-sleeves		0.14 - 50		414
Cable connections, insulated and non-insulated				
Insulated cable connections, double crimping		0.1 - 6		415
Insulated cable connections, single crimping		0.5 - 16		415
Non insulated receptacles		0.25 - 6		415
for pin and shielded receptacles, BNC connectors for coax cables RG 58,59,60 and 71				415
Turned pin connectors, pin receptacles		0.1 - 4		415
Please observe the restrictions in the technical index when crimping connectors!				



EK 15/50 G Battery powered crimping tool 0.14 - 50 mm²

► Slim crimping head - ideal when space is critical

Characteristics

- For interchangeable dies, series 50
- Open crimping head, rotatable
- One-button operating concept for controlling all tooling functions
- Ergonomic design for convenient one-hand operation
- Lightweight for effortless operations
- Powerful NiMH battery technology
- Fast crimping cycles for efficient operations
- Quick motor stop for high user safety
- Automatic retraction when crimping is complete
- Manual retract in case of need
- Multi-function LED for maintenance control, charge level indicator of the battery and for data transmission via USB adapter
- Environmentally-friendly hydraulic oil, quickly biodegradable



















Technical data

Crimping force	13 kN
Stroke / opening width	9 mm
Crimping range	0.14 - 50 mm ²
Crimping cycle	approx. 2 s
Number of crimps	approx. 220 at 10 mm ² Cu
Battery voltage	9.6 V
Battery capacity	2.0 Ah, NiMH
Charging time	With fast charger 15 min., otherwise 40 min.
Weight incl. battery	1.6 kg
Ambient temperature	-20°C to +40 °C

Item	Part No.	
Battery powered hydraulic crimping tool 0.14 - 16 mm ²	EK1550G	
Scope of supply		
Battery 9.6 V / 2.0 Ah, NiMH (19.6 Wh)	RAM2	397
Charger for NiCd and NiMH batteries	LG4F	399
Plastic case 450 x 370 x 105 mm	KK35B2	

Accessories	Part No.	Page
Battery 9.6 V / 3.0 Ah, NiMH (28.8 Wh)	RAM3	397
USB adapter	PGA1	408
Digital meter for force and pressure measurement	TC1U	406
Measuring adapter, series 50	MA50	406
Force sensor, 70 kN	TF70L	406
Quick charger for NiCd and NiMH batteries, 230 V mains power	LG5	399

Available dies for Series 50 for EK 15/50 G

Suitable for	Connection material	Crimping range mm²	Crimp profile	Page
Tubular cable lugs and connectors, Cu				
Tubular cable lugs and connectors, Cu, standard type		0.75 - 10		414
Tubular cable lugs and connectors for solid conductors, Cu		1.5 - 10		414
Terminals, connectors and pin terminals acc. to DIN - Cu				
Solderless terminals (DIN 46234) and pin terminals (DIN 46230) Cu, connectors (DIN 46341) Cu		0.5 - 10		414
Insulated solderless terminals, insulated pin terminals		0.1 - 16		415
Cable end-sleeves				
Cable end-sleeves		0.14 - 50		414
Cable connections, insulated and non-insulated				
Insulated cable connections, double crimping		0.1 - 6		415
Insulated cable connections, single crimping		0.5 - 16		415
Non insulated receptacles		0.25 - 6		415
for pin and BNC connectors for coax cables RG 58, 59, 62 and 71				415
Turned pin connectors, pin receptacles		0.1 - 4		415

Please observe the restrictions in the technical index when crimping connectors!



EKP 1 Battery powered crimping tool 0.14 - 16 mm²



- ▶ Basic tool, Klauke Pro-Series
- ▶ Easy change of crimping heads without tools

Characteristics









































- Compatible with all crimping heads of the Klauke Pro-Series
- Crimping heads rotatable
- One-button operating concept for controlling all tooling functions
- Ergonomic design for convenient one-hand operation
- Lightweight for effortless operations
- Powerful NiMH battery technology
- Fast crimping cycles for efficient operations
- Quick motor stop for high user safety
- Automatic retraction when crimping is complete
- Manual retract in case of need
- Multi-function LED for maintenance control, charge level indicator of the battery and for data transmission via USB adapter
- Environmentally-friendly hydraulic oil, quickly biodegradable



Technical data	
Crimping force	10 kN
Stroke / opening width	9 mm
Crimping range	0.5 - 10 mm ²
Crimping cycle	approx. 2 s
Number of crimps	approx. 220 at 10 mm ² Cu
Battery voltage	9.6 V
Battery capacity	2.0 Ah, NiMH
Charging time	With fast charger 15 min., otherwise 40 min.
Weight incl. battery	1.3 kg
Ambient temperature	-20°C to +40 °C

Item	Part No.	
Battery powered hydraulic crimping tool 0.14 - 16 mm ²	EKP1	
Scope of supply	Part No.	Page
Battery 9.6 V / 2.0 Ah, NiMH (19.6 Wh)	RAM2	397
Charger for NiCd and NiMH batteries	LG4F	399
Plastic case 450 x 370 x 105 mm	KKEKP1B	

Accessories	Part No.	Page
Quick charger for NiCd and NiMH batteries, 230 V mains power	LG5	399
Battery 9.6 V / 3.0 Ah, NiMH (28.8 Wh)	RAM3	397
USB adapter	PGA1	408

Suitable for	Crimping range mm ²	Crimp profile	Part No.
Crimping heads for cable end-sleeves			
 Cable end-sleeves, trapezoid crimping	0.14 - 6		KP312
 Cable end-sleeves, square crimping	0.14 - 10		KP303
 Cable end-sleeves, square crimping	10 - 16		KP304
 Cable end-sleeves, round crimping	0.14 - 2.5		KP350
 Cable end-sleeves, round crimping for narrow chamber sizes	1.5 - 6		KP351
 Cable end-sleeves, round crimping for narrow chamber sizes	10 - 16		KP352
 Cable end-sleeves DIN 46228, part 2, roll-crimping	0.5 - 2.5		KP66
Crimping heads for insulated cable connections			
 Insulated cable connections (yellow and red)	0.1 - 1		KP80
 Insulated cable connections (red and blue)	0.5 - 2.5		KP81
 Insulated cable connections (red, yellow, blue)	0.5 - 6		KP82
 Insulated cable connections (yellow)	4 - 6		KP83
Crimping heads for tubular cable lugs and terminals			
 Tubular cable lugs and solderless terminals	0.5 - 6		KP232
 Tubular cable lugs and solderless terminals	4 - 10		KP242
Crimping heads for photovoltaic			
 Connector for photovoltaics 3 mm dia.	2.5 - 4		KP90MC31
Crimping heads for receptacles			
 Part No. 3720. Receptacles 6.3 x 0.8 mm with lateral conductor connector	0.5 - 1		KP631
 Part No. 3725, receptacles 6.3 x 0.8 mm with lateral conductor connector	0.5 - 1.5		KP64
 Part No. 3735, receptacles 6.3 x 0.8 mm with lateral conductor connector	1.5 - 2.5		KP632
 For receptacles 2.8 mm tab width	0.1 - 1		KP67
 For receptacles 4.8 mm tab width	0.5 - 2.5		KP65
 For receptacles 6.3 mm tab width	0.5 - 2.5		KP68



EK 35/4 Battery powered crimping tool 6 - 150 mm²

- ▶ Large cross section range up to 150 mm²
- ▶ Slim crimping head - ideal when space is critical

Characteristics







































- For interchangeable dies, series 4, narrow crimping
- Closed crimping head, flip top style, rotatable
- One-button operating concept for controlling all tooling functions
- Ergonomic design for convenient one-hand operation
- Lightweight for effortless operations
- Powerful NiMH battery technology
- Fast crimping cycles for efficient operations
- Quick motor stop for high user safety
- Automatic retraction when crimping is complete
- Manual retract in case of need
- Multi-function LED for maintenance control, charge level indicator of the battery and for data transmission via USB adapter
- Environmentally-friendly hydraulic oil, quickly biodegradable

Technical data		
Crimping force	35 kN	
Stroke / opening width	9 mm	
Crimping range	6 - 150 mm ²	
Crimping cycle	3 s to 4 s (depending on cross-section)	
Number of crimps	approx. 140 at 120 mm ² Cu	
Battery voltage	9.6 V	
Battery capacity	2.0 Ah, NiMH	
Charging time	With fast charger 15 min., otherwise 40 min.	
Weight incl. battery	1.7 kg	
Ambient temperature	-20°C to +40 °C	
Item	Part No.	
Battery powered hydraulic crimping tool 6 - 150 mm ²	EK354	
Scope of supply	Part No.	Page
Battery 9.6 V / 2.0 Ah, NiMH (19.6 Wh)	RAM2	397
Charger for NiCd and NiMH batteries	LG4F	399
Plastic case 450 x 370 x 105 mm	KK35B2	

Accessories	Part No.	Page
Digital meter for force and pressure measurement	TC1U	406
Battery 9.6 V / 3.0 Ah, NiMH (28.8 Wh)	RAM3	397
USB adapter	PGA1	408
Measuring adapter, series 4	MA4	406
Force sensor, 70 kN	TF70L	406
Quick charger for NiCd and NiMH batteries, 230 V mains power	LG5	399

Variants	Part No.	Page
EK 35/4 with crimping die set HR 4 from 6 - 150 mm ²	EK354SETHR	
EK 35/4 with crimping die set HD 4 from 6 - 120 mm ²	EK354SETHD	

Available dies for Series 4 for EK 35/4

Suitable for	Connection material	Crimping range mm²	Crimp profile	Page
Tubular cable lugs and connectors, Cu				
Tubular cable lugs and connectors blue connection for compacted conductors acc. to VDE 0295, class 2		6 - 150		416
Tubular cable lugs and connectors, standard type, tubular cable lugs for switchgear connections		6 - 150		417
Insulated tubular cable lugs and compression joints, standard type, insulated pin terminals		10 - 70		417
Tubular cable lugs and connectors for fine stranded conductors		10 - 35		418
Tubular cable lugs and compression joints for solid conductors		1.5 - 16		418
Tubular cable lugs and connectors, Ni, stainless steel				
Tubular cable lugs and connectors, stainless steel		0.5 - 16		418
Tubular cable lugs and connectors, Ni		0.5 - 16		418
Copper compression cable lugs and connectors acc. to DIN				
Copper compression cable lugs (DIN 46235) and connectors (DIN 46267, part 1) Cu		6 - 120		418
Terminals, connectors and pin terminals acc. to DIN - Cu				
Solderless terminals (DIN 46234) and pin terminals (DIN 46230) Cu, connectors (DIN 46341)		10 - 35		419
Insulated solderless terminals and pin terminals		10 - 16		419
Sleeves for compacted conductors and sector shaped conductors, Cu				
Pre-rounding crimping dies for Al and Cu sector shaped conductors		10 sm - 150 se /120 sm		419
Aluminum Compression cable lugs and connectors acc. to DIN				
Aluminum Compression cable lugs and connectors acc. to DIN		10 - 70		420
Compression joints for full tension connections of Aldrey cables acc. to DIN EN 50182		25 - 50		420
Compression cable lugs and connectors - Al/Cu				
Compression cable lugs and connectors - Al/Cu		10 - 70		420
Clamps				
Clamps, C-type		4 - 35		420
Cable end-sleeves				
Cable end-sleeves		10 - 50		420
Twin cable end-sleeves		2 x 4 - 2 x 16		421
Cable end-sleeves, trapezoidal, for fine stranded conductors		10 - 50		421
Twin cable end-sleeves, trapezoidal, for fine stranded conductors		2 x 4 - 2 x 16		421

Please observe the restrictions in the technical index when crimping connectors!




EK 35/4-L Battery powered crimping tool 6 - 150 mm²

- ▶ Large cross section range up to 150 mm²
- ▶ Slim crimping head - ideal when space is critical
- ▶ High-performance 18V Lithium-ion battery with high capacity and extremely short charging time
- ▶ Equally efficient and safe working due to the benefits of Generation Safety Plus

Characteristics

- For interchangeable dies, series 4, narrow crimping
- Closed crimping head, flip top style, rotatable
- Electronic control and monitoring of crimping operation
- Integrated pressure measurement with visual and audible signals in case of failure
- Evaluation function using optical interface and USB adapter
- One-button operating concept for controlling all tooling functions
- Ergonomic 2-component plastic housing with soft linings for comfortable and safe one-hand operation
- Lightweight for effortless operations
- LED for workplace illumination
- High-performance motors for fast crimping cycles and efficient operations
- Energy saving function by stopping motor after successful crimping process
- Quick motor stop for high user safety
- Automatic retraction when crimping is complete
- Manual retract in case of need
- Multi-function LED for maintenance control, charge level indicator of the battery and for data transmission via USB adapter
- Environmentally-friendly hydraulic oil, quickly biodegradable









































Technical data	
Crimping force	35 kN
Stroke	9 mm
Crimping range	6 - 150 mm ²
Crimping cycle	3 s to 4 s (depending on cross-section)
Number of crimps	approx. 140 at 120 mm ² Cu
Battery voltage	18 V
Battery capacity	1.3 Ah, Li-Ion
Charging time	15 min.
Weight incl. battery	2.5 kg
Ambient temperature	-10°C to +40 °C

Item	Part No.	
Battery powered hydraulic crimping tool 6 - 150 mm ²	EK354L	
Scope of supply	Part No.	Page
Battery 18 V / 1.3 Ah, Li-Ion (23.4 Wh)	RAL1	398
Quick-charger for 18V Li-Ion batteries, 230 V	LGL1	400
Plastic case	KK50L	

Accessories	Part No.	Page
Battery 18 V / 3.0 Ah, Li-Ion (54 Wh)	RAL2	398
USB adapter	PGA1	408
Digital meter for force and pressure measurement	TC1U	406
Measuring adapter, series 4	MA4	406
Force sensor, 70 kN	TF70L	406
18 V mains adapter for 240 V Voltage	NG2230	399

Variants	Part No.	Page
L-BOXX with battery powered hydraulic crimping tool EK354L, 0.5 - 150 mm ²	LBOXXEK354L	

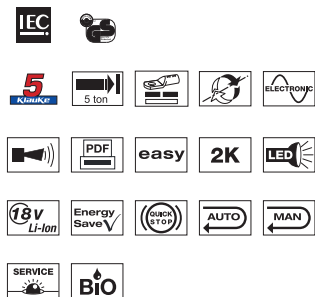
Available dies for Series 4 for EK 35/4-L

Suitable for	Connection material	Crimping range mm²	Crimp profile	Page
Tubular cable lugs and connectors, Cu				
Tubular cable lugs and connectors blue connection for compacted conductors acc. to VDE 0295, class 2		6 - 150		416
Tubular cable lugs and connectors, Cu, standard type, tubular cable lugs for switchgear connections		6 - 150		417
Insulated tubular cable lugs and compression joints, standard type, insulated pin terminals		10 - 70		417
Tubular cable lugs and connectors for fine stranded conductors		10 - 35		418
Tubular cable lugs and compression joints for solid conductors		1.5 - 16		418
Tubular cable lugs and connectors, Ni, stainless steel				
Tubular cable lugs and connectors, stainless steel		0.5 - 16		418
Tubular cable lugs and connectors, Ni		0.5 - 16		418
Copper compression cable lugs and connectors acc. to DIN				
Copper compression cable lugs (DIN 46235) and connectors (DIN 46267, part 1) Cu		6 - 120		418
Terminals, connectors and pin terminals acc. to DIN - Cu				
Solderless terminals (DIN 46234) and pin terminals (DIN 46230) Cu, connectors (DIN 46341) Cu		10 - 35		419
Insulated solderless terminals and pin terminals		10 - 16		419
Sleeves for compacted conductors and sector shaped conductors, Cu				
Pre-rounding crimping dies for Al and Cu sector shaped conductors		10 sm - 150 se / 120 sm		419
Aluminum compression cable lugs and connectors acc. to DIN				
Aluminum compression cable lugs and connectors acc. to DIN		10 - 70		420
Compression joints for full tension connections of Aldrey cables acc. to DIN EN 50182		25 - 50		420
Aluminum/copper compression cable lugs and connectors				
Aluminum/copper compression cable lugs and connectors		10 - 70		420
Clamps				
Clamps, C-type		4 - 35		420
Cable end-sleeves				
Cable end-sleeves		10 - 50		420
Twin cable end-sleeves		2 x 4 - 2 x 16		421
Cable end-sleeves, trapezoidal, for fine stranded conductors		10 - 50		421
Twin cable end-sleeves, trapezoidal, for fine stranded conductors		2 x 4 - 2 x 16		421

Please observe the restrictions in the technical index when crimping connectors!



EK 50/5-L Battery powered crimping tool 6 - 240 mm²



- ▶ High-performance crimping tool of the Klauke mini+ series - very large crimp range up to 240 mm² (tubular cable lugs only)
- ▶ Increased safety, performance and comfort through "Intelligent Pressing System" (IPS)
- ▶ Up to 95 mm² just one die for processing of 2 cross sections - only for tubular and compression cable lugs and connectors

Characteristics

- For interchangeable dies, series 5, narrow crimping
- Closed crimping head, flip top style, rotatable
- Electronic control and monitoring of crimping operation
- Integrated pressure measurement with visual and audible signals in case of failure
- Evaluation function using optical interface and USB adapter
- One-button operating concept for controlling all tooling functions
- Ergonomic 2-component plastic housing with soft linings
- Lightweight for effortless operations
- LED for workplace illumination
- High-performance 18V Li-ion battery with high capacity
- High-performance motors for fast crimping cycles and efficient operations
- Energy saving function by stopping motor after successful crimping process
- Quick motor stop for high user safety
- Automatic retraction when crimping is complete
- Manual retract in case of need
- Multi-function LED for maintenance control, charge level indicator of the battery and for data transmission via USB adapter
- Environmentally-friendly hydraulic oil, quickly biodegradable

Technical data	
Crimping force	50 kN
Stroke / opening width	12 mm
Crimping range	6 - 240 mm ²
Crimping cycle	4 s to 5 s (depending on cross-section)
Number of crimps	approx. 300 at 150 mm ² Cu DIN
Battery voltage	18 V
Battery capacity	1.3 Ah, Li-Ion
Charging time	480 x 500 x 360 min.
Weight incl. battery	2.4 kg
Ambient temperature	-10°C to +40 °C





























Item	Part No.	
Battery powered hydraulic crimping tool 6 - 240 mm ²	EK505L	
Scope of supply	Part No.	Page
Battery 18 V / 1.3 Ah, Li-Ion (23.4 Wh)	RAL1	398
Quick-charger for 18V Li-Ion batteries, 230 V	LGL1	400
Plastic case	KK50L	

Accessories	Part No.	Page
Battery 18 V / 3.0 Ah, Li-Ion (54 Wh)	RAL2	398
18 V mains adapter for 240 V Voltage	NG2230	399
USB adapter	PGA1	408
Digital meter for force and pressure measurement	TC1U	406
Measuring adapter, series 5	MA5	406
Force sensor, 70 kN	TF70L	406

Variants	Part No.	Page
EK 50/5-L with crimping die set HR 5 from 6 - 240 mm ²	EK505LSETHR	
EK 50/5-L with crimping die set HD 5 from 6 - 185 mm ²	EK505LSETHD	
L-BOXX with battery powered hydraulic crimping tool EK505L, 6 - 240 mm ²	LBOXXEK505L	



Available dies for Series 5 for EK 50/5-L

Suitable for	Connection material	Crimping range mm ²	Crimp profile	Page
Tubular cable lugs and connectors, Cu				
Tubular cable lugs and connectors blue connection for compacted conductors acc. to VDE 0295, class 2		6 - 185		422
Tubular cable lugs and connectors, Cu, standard type		6 - 240		422
Insulated tubular cable lugs and connectors, insulated pin terminals		10 - 95		423
Tubular cable lugs and connectors for fine stranded conductors		10 - 50		423
Compression cable lugs and connectors acc. to DIN - Cu				
Copper compression cable lugs (DIN 46235) and connectors (DIN 46267, part 1) Cu		6 - 185		423
Terminals, connectors and pin terminals acc. to DIN - Cu				
Solderless terminals (DIN 46234) and pin terminals (DIN 46230)		10 - 50		424
Sleeves for compacted conductors and sector shaped conductors, Cu				
Pre-rounding crimping dies for Al and Cu sector shaped conductors		10 sm - 300 se / 240 sm		424
Aluminum compression cable lugs and connectors acc. to DIN				
Aluminum compression cable lugs and connectors acc. to DIN		10 - 150		425
Compression joints for full tension connections of Aldrey cables acc. to DIN EN 50182		25 - 95		425
Clamps				
Clamps, C-type		16 - 35		425
Cable end-sleeves				
Cable end-sleeves		10 - 95		425
Twin cable end-sleeves		2 x 4 - 2 x 16		426
Cable end-sleeves, trapezoidal, for fine stranded conductors		10 - 95		426
Twin cable end-sleeves, trapezoidal, for fine stranded conductors		2 x 4 - 2 x 16		426

Please observe the restrictions in the technical index when crimping connectors!



EK 50/18-L Battery powered crimping tool 6 - 185 mm²

- ▶ For dies acc. to DIN 48083, page 1
- ▶ Increased safety, performance and comfort through "Intelligent Pressing System" (IPPS)
- ▶ With automatic retract stop (ARS) for fast crimping cycles

Characteristics

































- For interchangeable dies, series 18, narrow crimping
- Open C-crimping head, rotatable
- Electronic control and monitoring of crimping operation
- Integrated pressure measurement with visual and audible signals in case of failure
- Evaluation function using optical interface and USB adapter
- One-button operating concept for controlling all tooling functions
- Ergonomic 2-component plastic housing with soft linings
- Lightweight for effortless operations
- LED for workplace illumination
- High-performance 18V Li-ion battery with high capacity
- High-performance motors for fast crimping cycles and efficient operations
- Energy saving function by stopping motor after successful crimping process
- Quick motor stop for high user safety
- Automatic retraction when crimping is complete
- Manual retract in case of need
- Automatic retract stop (ARS) for positioning control in case of multiple crimpings
- Multi-function LED for maintenance control, charge level indicator of the battery and for data transmission via USB adapter
- Environmentally-friendly hydraulic oil, quickly biodegradable

Technical data	
Crimping force	50 kN
Stroke / opening width	17 mm
Crimping range	6 - 185 mm ²
Crimping cycle	5 s to 6 s (depending on cross-section)
Number of crimps	approx. 160 at 150 mm ² Cu DIN
Battery voltage	18 V
Battery capacity	1.3 Ah, Li-Ion
Charging time	15 min.
Weight incl. battery	2.8 kg
Ambient temperature	-10°C to +40 °C

Item	Part No.
Battery powered hydraulic crimping tool 6 - 185 mm ²	EK5018L
Scope of supply	Part No.
Battery 18 V / 1.3 Ah, Li-Ion (23.4 Wh)	RAL1
Quick-charger for 18V Li-Ion batteries, 230 V	LGL1
Plastic case	KK50L

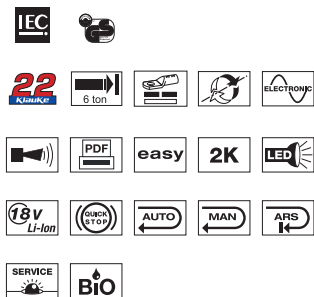
Accessories	Part No.	Page
Battery 18 V / 3.0 Ah, Li-Ion (54 Wh)	RAL2	398
18 V mains adapter for 240 V Voltage	NG2230	399
USB adapter	PGA1	408
Digital meter for force and pressure measurement	TC1U	406
Measuring adapter, series 18	MA18	406
Force sensor, 70 kN	TF70L	406

Available dies for Series 18 for EK 50/18-L

Suitable for	Connection material	Crimping range mm ²	Crimp profile	Page
Tubular cable lugs and connectors, Cu				
Tubular cable lugs and connectors, Cu, standard type, tubular cable lugs for switchgear connections		6 - 185		427
Insulated tubular cable lugs and compression joints, insulated pin terminals		10 - 95		427
Tubular cable lugs and connectors for fine stranded conductors		10 - 50		428
Tubular cable lugs and connectors for solid conductors		1.5 - 16		428
Compression cable lugs and connectors acc. to DIN - Cu				
Copper compression cable lugs (DIN 46235) and compression joints (DIN 46267, part 1)		6 - 185		428
Terminals, connectors and pin terminals acc. to DIN - Cu				
Solderless terminals (DIN 46234) and pin terminals (DIN 46230), solderless connectors (DIN 46341) Cu		10 - 70		429
Insulated solderless terminals and pin terminals		10 - 50		429
Sleeves for compacted conductors and sector shaped conductors, Cu				
Pre-rounding crimping dies for Al and Cu sector shaped conductors		10 sm - 240 se / 185 sm		429
Aluminum compression cable lugs and connectors acc. to DIN				
Aluminum compression cable lugs and connectors acc. to DIN		10 - 185		430
Compression joints for full tension connections of Aldrey cables acc. to DIN EN 50182		25 - 95		430
Aluminum/copper compression cable lugs and connectors				
Aluminum/copper compression cable lugs and connectors		10 - 185		430
Clamps				
Clamps, C-type		4 - 50		430
Cable end-sleeves				
Cable end-sleeves		10 - 95		431
Twin cable end-sleeves		2 x 4 - 2 x 16		431
Cable end-sleeves, trapezoidal, for fine stranded conductors		10 - 95		431
Twin cable end-sleeves, trapezoidal, for fine stranded conductors		2 x 4 - 2 x 16		432
Cutting die				
Cutting range 18 mm		18 mm dia.		432

Please observe the restrictions in the technical index when crimping connectors!



EKM 60/22-L Battery powered crimping tool 6 - 300 mm²

- ▶ Large crimping range up to 300 mm²
- ▶ Slim crimping head - ideal when space is critical
- ▶ Automatic retract stop (ARS) for positioning control in case of multiple crimpings

Characteristics

- For interchangeable dies, series 22, narrow crimping
- Closed crimping head, flip top style, rotatable
- Electronic control and monitoring of crimping operation
- Integrated pressure measurement with visual and audible signals in case of failure
- Evaluation function using optical interface and USB adapter
- One-button operating concept for controlling all tooling functions
- Ergonomic 2-component plastic housing with soft linings for comfortable and safe one-hand operation
- Balanced centre of gravity for easy handling and effortless operations
- LED for workplace illumination
- High-performance 18V Lithium-ion battery with high capacity and extremely short charging time
- High-performance motors for maximum operating speed
- Quick motor stop for high user safety
- Automatic retraction when crimping is complete
- Manual retract in case of need
- Automatic retract stop (ARS) for positioning control in case of multiple crimpings
- Multi-function LED for maintenance control, charge level indicator of the battery and for data transmission via USB adapter
- Environmentally-friendly hydraulic oil, quickly biodegradable















































Technical data	
Crimping force	60 kN
Stroke	17.5 mm
Crimping range	6 - 300 mm ²
Crimping cycle	2 s (for ARS) to 5 s (depending on cross-section)
Number of crimps	approx. 150 - 200 at 150 mm ² Cu DIN
Battery voltage	18 V
Battery capacity	1.3 Ah, Li-Ion
Charging time	15 min.
Weight incl. battery	3.0 kg
Ambient temperature	-10°C to +40 °C

Item	Part No.
Battery powered hydraulic crimping tool 6 - 300 mm ²	EKM6022L
Scope of supply	
Battery 18 V / 1.3 Ah, Li-Ion (23.4 Wh)	RAL1 398
Quick-charger for 18V Li-Ion batteries, 230 V	LGL1 400
Plastic case	KK50L

Accessories	Part No.	Page
Battery 18 V / 3.0 Ah, Li-Ion (54 Wh)	RAL2	398
18 V mains adapter for 240 V Voltage	NG2230	399
USB adapter	PGA1	408
Digital meter for force and pressure measurement	TC1U	406
Measuring adapter, series 22	MA22	406
Force sensor, 70 kN	TF70L	406

Variants	Part No.	Page
L-BOXX with battery powered hydraulic crimping tool EKM6022L, 6 - 300 mm ²	LBOXXEKM6022L	

Available dies for Series 22 for EKM 60/22-L

Suitable for	Connection material	Crimping range mm ²	Crimp profile	Page
Tubular cable lugs and connectors, Cu				
Tubular cable lugs and connectors blue connection for compacted conductors acc. to VDE 0295, class 2		6 - 300		433
Tubular cable lugs and connectors, Cu, standard type, tubular cable lugs for switchgear connections		6 - 300		434
Insulated tubular cable lugs and connectors, insulated pin terminals		10 - 150		434
Tubular cable lugs and connectors for fine stranded conductors		10 - 70		435
Tubular cable lugs and connectors for solid conductors		1.5 - 16		435
Tubular cable lugs and connectors, Ni, stainless steel				
Tubular cable lugs and connectors, stainless steel		0.5 - 16		435
Tubular cable lugs and connectors, Ni		10 - 50		435
Compression cable lugs and connectors acc. to DIN - Cu				
Compression cable lugs (DIN 46235) and connectors (DIN 46267, part 1) Cu		6 - 300		436
Double compression cable lugs		2 x 50 - 2 x 70		436
Terminals, connectors and pin terminals acc. to DIN - Cu				
Terminals (DIN 46234) and pin terminals (DIN 46230) Cu, solderless connectors (DIN 46341) Cu		10 - 70		437
Insulated terminals and pin terminals		10 - 70		437
Sleeves for compacted conductors and sector shaped conductors, Cu				
Pre-rounding crimping dies for Al and Cu sector shaped conductors		10 sm - 300 se / 240 sm		437
Aluminum compression cable lugs and connectors acc. to DIN				
Aluminum compression cable lugs and connectors acc. to DIN		10 - 300		438
Compression joints for full tension connections of Aldrey cables acc. to DIN EN 50182, Al conductors DIN EN 50182, 120 - 185 mm ²		25 - 185		438
Compression joints acc. to DIN 48085, part 3 for Al-steel cables acc. to DIN EN 50182, aluminum crimping		25/4 - 120/20		439
Compression joints acc. to DIN 48085, part 3 for Al-steel cables acc. to DIN EN 50182, steel crimping		25/4 - 120/20		439
Aluminum/copper compression cable lugs and connectors				
Aluminum/copper compression cable lugs and connectors		10 - 300		438
Clamps				
Clamps, C-type		4 - 50		439
Clamps, H-type		70		439
Cable end-sleeves				
Cable end-sleeves		10 - 240		440
Twin cable end-sleeves		2 x 4 - 2 x 16		440
Cable end-sleeves, trapezoidal, for fine stranded conductors		10 - 240		440
Twin cable end-sleeves, trapezoidal, for fine stranded conductors		2 x 4 - 2 x 16		441

Please observe the restrictions in the technical index when crimping connectors!

EK 60/22-L Battery powered crimping tool 6 - 300 mm²

- ▶ Superior performance by special strong motor, 2-stage hydraulic system and 18V / 3.0 Ah Li-Ion battery
- ▶ Large crimping range up to 300 mm²
- ▶ Slim crimping head - ideal when space is critical

Characteristics

- For interchangeable dies, series 22, narrow crimping
- Closed crimping head, flip top style, rotatable
- Electronic control and monitoring of crimping operation
- Integrated pressure measurement with visual and audible signals in case of failure
- Evaluation function using optical interface and USB adapter
- One-button operating concept for controlling all tooling functions
- Ergonomic 2-component plastic housing with soft linings
- Balanced centre of gravity for easy handling
- LED for workplace illumination
- High-performance 18V Li-Ion battery with high capacity
- High-performance motors for maximum operating speed
- 2-stage hydraulic system with fast feed and power stroke
- Energy saving function by stopping motor after successful crimping process
- Quick motor stop for high user safety
- Automatic retraction when crimping is complete
- Manual retract in case of need
- Automatic retract stop (ARS) for positioning control in case of multiple crimpings
- Multi-function LED for maintenance control, charge level indicator of the battery and for data transmission via USB adapter
- Environmentally-friendly hydraulic oil, quickly biodegradable















































Technical data	
Crimping force	60 kN
Stroke / opening width	17 mm
Crimping range	6 - 300 mm ²
Crimping cycle	3 s to 5 s (depending on cross-section)
Number of crimps	approx. 300 at 150 mm ² Cu DIN
Battery voltage	18 V
Battery capacity	3.0 Ah, Li-Ion
Charging time	22 min.
Weight incl. battery	4.2 kg
Ambient temperature	-12°C to +40 °C

Item	Part No.
Battery powered hydraulic crimping tool 6 - 300 mm ²	EK6022L
Scope of supply	
Battery 18 V / 3.0 Ah, Li-Ion (54 Wh)	NG2230 398
Quick-charger for 18V Li-Ion batteries, 230 V	LGL1 400
Plastic case	KK120L

Accessories	Part No.	Page
18 V mains adapter for 240 V Voltage	NG2230	399
USB adapter	PGA1	408
Digital meter for force and pressure measurement	TC1U	406
Measuring adapter, series 22	MA22	406
Force sensor, 70 kN	TF70L	406

Variants	Part No.	Page
EK 60/22-L with crimping die set R 22 from 16 - 240 mm ²	EK6022LSETR	
EK 60/22-L with crimping die set D 22 from 16 - 240 mm ²	EK6022LSETD	

Available dies for Series 22 for EK 60/22-L

Suitable for	Connection material	Crimping range mm ²	Crimp profile	Page
Tubular cable lugs and connectors, Cu				
Tubular cable lugs and connectors blue connection for compacted conductors acc. to VDE 0295, class 2		6 - 300		433
Tubular cable lugs and connectors, Cu, standard type, tubular cable lugs for switchgear connections		6 - 300		434
Insulated tubular cable lugs and connectors, insulated pin terminals		10 - 150		434
Tubular cable lugs and connectors for fine stranded conductors		10 - 70		435
Tubular cable lugs and connectors for solid conductors		1.5 - 16		435
Tubular cable lugs and connectors, Ni, stainless steel				
Tubular cable lugs and connectors, stainless steel		0.5 - 16		435
Tubular cable lugs and connectors, Ni		10 - 50		435
Compression cable lugs and connectors acc. to DIN - Cu				
Compression cable lugs (DIN 46235) and connectors (DIN 46267, part 1) Cu		6 - 300		436
Double crimping compression cable lugs		2 x 50 - 2 x 70		436
Terminals, connectors and pin terminals acc. to DIN - Cu				
Terminals (DIN 46234) and pin terminals (DIN 46230) Cu, solderless connectors (DIN 46341) Cu		10 - 70		437
Insulated terminals and pin terminals		10 - 70		437
Sleeves for compacted conductors and sector shaped conductors, Cu				
Pre-rounding crimping dies for Al and Cu sector shaped conductors		10 sm - 300 se / 240sm		437
Aluminum compression cable lugs and connectors acc. to DIN				
Aluminum compression cable lugs and connectors acc. to DIN		10 - 300		438
Compression joints for full tension connections of Aldrey cables acc. to DIN EN 50182, Al conductors DIN EN 50182, 120 - 185 mm ²		25 - 185		438
Compression joints acc. to DIN 48085, part 3 for Al-steel cables acc. to DIN EN 50182, aluminum crimping		25/4 - 120/20		439
Compression joints acc. to DIN 48085, part 3 for Al-steel cables acc. to DIN EN 50182, steel crimping		25/4 - 120/20		439
Aluminum/copper compression cable lugs and connectors				
Aluminum/copper compression cable lugs and connectors		10 - 300		438
Clamps				
Clamps, C-type		4 - 50		439
Clamps, H-type		70		439
Cable end-sleeves				
Cable end-sleeves		10 - 240		440
Twin cable end-sleeves		2 x 4 - 2 x 16		440
Cable end-sleeves, trapezoidal, for fine stranded conductors		10 - 240		440
Twin cable end-sleeves, trapezoidal, for fine stranded conductors		2 x 4 - 2 x 16		441

Please observe the restrictions in the technical index when crimping connectors!

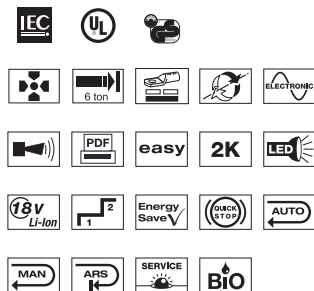
EK 60 VP-L Battery powered crimping tool 10 - 240 mm²



▶ The patented centring system guarantees every time optimum crimping results
 ▶ With automatic retract stop (ARS) for fast crimping cycles
 ▶ Suitable for crimping tubular cable lugs and connectors "standard type" and fine and superfine stranded conductors to 240 mm²

Characteristics

- Quad-point indent crimping feature with patented centring system, no dies required
- Open crimping head, rotatable
- Electronic control and monitoring of crimping operation
- Integrated pressure measurement with visual and audible signals in case of failure
- Evaluation function using optical interface and USB adapter
- One-button operating concept for controlling all tooling functions
- Ergonomic 2-component plastic housing with soft linings
- Balanced centre of gravity for easy handling
- LED for workplace illumination
- High-performance 18V Li-Ion battery with high capacity
- High-performance motors for maximum operating speed
- 2-stage hydraulic system with fast feed and power stroke
- Energy saving function by stopping motor after successful crimping process
- Quick motor stop for high user safety
- Automatic retraction when crimping is complete
- Manual retract in case of need
- Automatic retract stop (ARS) for positioning control in case of multiple crimpings
- Multi-function LED for maintenance control, charge level indicator of the battery and for data transmission via USB adapter
- Environmentally-friendly hydraulic oil, quickly biodegradable



Technical data	
Crimping force	55 kN
Crimping range	10 - 240 mm ²
Crimping cycle	3 s to 6 s (depending on cross-section)
Number of crimps	approx. 300 at 150 mm ² Cu
Battery voltage	18 V
Battery capacity	3.0 Ah, Li-Ion
Charging time	22 min.
Weight incl. battery	4.8 kg
Ambient temperature	-12°C to +40 °C

Item	Part No.
Battery powered hydraulic crimping tool 10 - 240 mm ²	EK60VPL
Scope of supply	
Battery 18 V / 3.0 Ah, Li-Ion (54 Wh)	RAL2 316
Quick-charger for 18V Li-Ion batteries, 230 V	LGL1 400
Plastic case	KK120L

Suitable for	Connection material	Crimping range mm ²	Crimp profile
Tubular cable lugs standard type and tubular cable lugs for switchgear connections		10 - 240	
Connectors, Standard type		10 - 120	
Tubular cable lugs for fine stranded conductors		10 - 240	
Connector for fine stranded conductors		10 - 95	

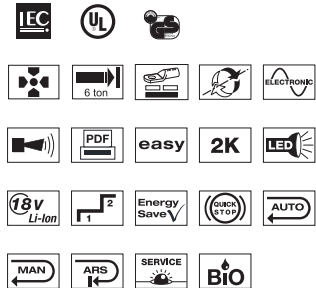
Accessories	Part No.	Page
18 V mains adapter for 240 V Voltage	NG2230	399
USB adapter	PGA1	408
Digital meter for force and pressure measurement	TC1U	406
Measuring adapter VP	MAVP	406
Force sensor, 70 kN	TF70L	406
Gauge and 10 test cylinder	TS10B	

EK 60 VP/FT-L Battery powered crimping tool 16 - 300 mm²

- ▶ The patented centring system guarantees every time optimum crimping results
- ▶ Closed crimping head - ideal for utility lines construction
- ▶ With automatic retract stop (ARS) for fast crimping cycles
- ▶ Suitable for crimping tubular cable lugs and connectors "standard type" and fine and superfine stranded conductors to 300 mm²

Characteristics

- Quad-point indent crimping feature with patented centring system, no dies required
- Closed crimping head with bolt interlock, rotatable, flip top style
- Electronic control and monitoring of crimping operation
- Integrated pressure measurement with visual and audible signals in case of failure
- Evaluation function using optical interface and USB adapter
- One-button operating concept for controlling all tooling functions
- Ergonomic 2-component plastic housing with soft linings
- Balanced centre of gravity for easy handling
- LED for workplace illumination
- High-performance 18V Li-Ion battery with high capacity
- High-performance motors for maximum operating speed
- 2-stage hydraulic system with fast feed and power stroke
- Energy saving function by stopping motor after successful crimping process
- Quick motor stop for high user safety
- Automatic retraction when crimping is complete
- Manual retract in case of need
- Automatic retract stop (ARS) for positioning control in case of multiple crimpings
- Multi-function LED for maintenance control, charge level indicator of the battery and for data transmission via USB adapter
- Environmentally-friendly hydraulic oil, quickly biodegradable



Technical data	
Crimping force	55 kN
Crimping range	16 - 300 mm ²
Crimping cycle	3 s to 6 s (depending on cross-section)
Number of crimps	approx. 300 at 150 mm ² Cu
Battery voltage	18 V
Battery capacity	3.0 Ah, Li-Ion
Charging time	22 min.
Weight incl. battery	4.9 kg
Ambient temperature	-12°C to +40 °C

Item	Part No.
Battery powered hydraulic crimping tool 16 - 300 mm ²	EK60VPFTL

Scope of supply	Part No.	Page
Battery 18 V / 3.0 Ah, Li-Ion (54 Wh)	RAL2	398
Quick-charger for 18V Li-Ion batteries, 230 V	LGL1	400
Plastic case	KK120L	

Accessories	Part No.	Page
18 V mains adapter for 240 V Voltage	NG2230	399
USB adapter	PGA1	408
Digital meter for force and pressure measurement	TC1U	406
Measuring adapter VP	MAVP	406
Force sensor, 70 kN	TF70L	406
Gauge and 10 test cylinder	TS10B	



Suitable for	Connection material	Crimping range mm ²	Crimp profile
Tubular cable lugs and connectors, standard type, tubular cable lugs for switchgear connections		16 - 300	
Tubular cable lugs and connectors for fine stranded conductors		16 - 300	

EKM 60 ID-L Battery powered crimping tool 10 - 240 mm²



- ▶ Extra large crimping area due to innovative 2-stage telescopic cylinders (patent pending)
- ▶ Indent crimping - no die changing required
- ▶ Specially developed for fine stranded conductors to VDE 0295 Class 5
- ▶ Compact dimensions with an extraordinary low weight

Characteristics

- With innovative 2-stage telescopic cylinder
- Indent crimping - no dies required
- Closed crimping head, flip top style, rotatable
- Electronic control and monitoring of crimping operation
- Integrated pressure measurement with visual and audible signals in case of failure
- Evaluation function using optical interface and USB adapter
- One-button operating concept for controlling all tooling functions
- Ergonomic 2-component plastic housing with soft linings
- Balanced centre of gravity for easy handling and effortless operations
- LED for workplace illumination
- High-performance 18V Li-Ion battery with high capacity
- High-performance motors for maximum operating speed
- Quick motor stop for high user safety
- Automatic retraction when crimping is complete
- Manual retract in case of need
- Manual retract stop with "teach-in" (MRS+) for positioning control in case of multiple crimpings
- Multi-function LED for maintenance control, charge level indicator of the battery and for data transmission via USB adapter
- Environmentally-friendly hydraulic oil, quickly biodegradable



Technical data	
Crimping force	30 - 60 kN
Stroke / opening width	35.5 mm
Crimping range	R-Line: Cu 16 - 240 mm ² / Al 50 - 240 mm ² Q and F-Line: Cu 10 - 240
Crimping cycle	2 s (for ARS) to 7 s (depending on cross-section)
Number of crimps	approx. 100 - 300
Battery voltage	18 V
Battery capacity	1.3 Ah, Li-Ion
Charging time	15 min.
Weight incl. battery	2.5 kg
Ambient temperature	-10°C to +40 °C

Suitable for	Connection material	Crimping range mm ²	Crimp profile
Tubular cable lugs standard type and tubular cable lugs for switchgear connections		16 - 240	
Tubular cable lugs and connectors for fine stranded conductors		10 - 240	
Terminals (DIN 46234), connectors (DIN 46341) and pin terminals (DIN 46230) - Cu		10 - 240	
Aluminum compression cable lugs and connectors acc. to DIN	Al	50 - 240	
Aluminum compression joints for full tension connections of Aldrey cables acc. to DIN EN 50182, Al conductors DIN EN 50182, 120 - 185 mm ²	Al	50 - 185	
Aluminum compression joints acc. to DIN 48085, part 2 for Al cables acc. to DIN EN 50182	Al	50 - 240	
Aluminum/copper compression cable lugs and connectors	Al/Cu	50 - 240	

Item	Part No.	
Battery powered hydraulic crimping tool 10 - 240 mm ²	EKM60IDL	
Scope of supply	Part No.	Page
Battery 18 V / 1.3 Ah, Li-Ion (23.4 Wh)	RAL1	398
Quick-charger for 18V Li-Ion batteries, 230 V	LGL1	400
L-BOXX with front handle (W/D/H: 442 x 357 x 151 mm)	LBOXX136LFG	

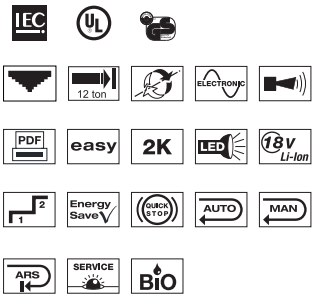
Accessories	Part No.	Page
18 V mains adapter for 240 V Voltage	NG2230	399
Battery 18 V / 3.0 Ah, Li-Ion (54 Wh)	RAL2	398
USB adapter	PGA1	408

EK 120 ID-L Battery powered crimping tool 35 - 500 mm²

- ▶ Indent crimping for superfine stranded conductors up to 500 mm²
- ▶ No dies required, multi purpose application

Characteristics

- Indent crimping - no dies required
- Closed crimping head, flip top style, rotatable
- Electronic control and monitoring of crimping operation
- Integrated pressure measurement with visual and audible signals in case of failure
- Evaluation function using optical interface and USB-Adapter
- One-button operating concept for controlling all tooling functions
- Ergonomic 2-component plastic housing with soft linings
- Balanced centre of gravity for easy handling and effortless operations
- LED for workplace illumination
- High-performance 18V Li-ion battery with high capacity
- High-performance motors for maximum operating speed
- 2-stage hydraulic system with fast feed and power stroke
- Energy saving function by stopping motor after successful crimping process
- Quick motor stop for high user safety
- Automatic retraction when crimping is complete
- Manual retract in case of need
- Automatic retract stop (ARS) for positioning control in case of multiple crimpings
- Multi-function LED for maintenance control, charge level indicator of the battery and for data transmission via USB adapter
- Environmentally-friendly hydraulic oil, quickly biodegradable



Technical data	
Crimping force	108 kN
Stroke / opening width	52 mm
Crimping range	35 - 500 mm ²
Crimping cycle	10 s to 11 s (depending on cross section)
Number of crimps	approx. 115 at 150 mm ² Cu DIN
Battery voltage	18 V
Battery capacity	3.0 Ah, Li-Ion
Charging time	22 min.
Weight incl. battery	6.8 kg
Ambient temperature	-12°C to +40 °C

Item	Part No.	
Akkuhydraulisches Presswerkzeug 35 - 500 mm ²	EK120IDL	
Scope of supply	Part No.	Page
Battery 18 V / 3.0 Ah, Li-Ion (54 Wh)	RAL2	398
Quick-charger for 18V Li-Ion batteries, 230 V	LGL1	400
Plastic case	KK120L	

Accessories	Part No.	Page
18 V mains adapter for 240 V Voltage	NG2230	399
USB adapter	PGA1	408
Digital meter for force and pressure measurement	TC1U	406
Force sensor, 130 kN	TF130L	406



EK 120/30-L Battery powered crimping tool 16 - 400 mm²

- ▶ Exceptionally easy handling of a 12 ton tool thanks to optimised weight distribution
- ▶ Very large crimping range to 400 mm²
- ▶ Up to 60% less crimping operations due to wide crimping compared with 6 t tools

Characteristics











































- For interchangeable dies, series 13, wide crimping
- Open C-crimping head, rotatable
- Electronic control and monitoring of crimping operation
- Integrated pressure measurement with visual and audible signals in case of failure
- Evaluation function using optical interface and USB adapter
- One-button operating concept for controlling all tooling functions
- Ergonomic 2-component plastic housing with soft linings
- Balanced centre of gravity for easy handling
- LED for workplace illumination
- High-performance 18V Li-Ion battery with high capacity
- High-performance motors for maximum operating speed
- 2-stage hydraulic system with fast feed and power stroke
- Energy saving function by stopping motor after successful crimping process
- Quick motor stop for high user safety
- Automatic retraction when crimping is complete
- Manual retract in case of need
- Automatic retract stop (ARS) for positioning control in case of multiple crimpings
- Multi-function LED for maintenance control, charge level indicator of the battery and for data transmission via USB adapter
- Environmentally-friendly hydraulic oil, quickly biodegradable

Technical data	
Crimping force	120 kN
Stroke / opening width	30 mm
Crimping range	16 - 400 mm ²
Crimping cycle	7 s to 8 s (depending on cross-section)
Number of crimps	approx. 115 at 150 mm ² Cu DIN
Battery voltage	18 V
Battery capacity	3.0 Ah, Li-Ion
Charging time	22 min.
Weight incl. battery	6.6 kg
Ambient temperature	-12°C to +40 °C

Item	Part No.	Page
Battery powered hydraulic crimping tool 16 - 400 mm ²	EK12030L	
Scope of supply		
Battery 18 V / 3.0 Ah, Li-Ion (54 Wh)	RAL2	398
Quick-charger for 18V Li-Ion batteries, 230 V	LGL1	400
Plastic case	KK120L	

Accessories	Part No.	Page
18 V mains adapter for 240 V Voltage	NG2230	399
USB adapter	PGA1	408
Digital meter for force and pressure measurement	TC1U	406
Measuring adapter, series 13	MA120	406
Force sensor, 130 kN	TF130L	406

Available dies for Series 13 for EK 120/30-L

Suitable for	Connection material	Crimping range mm ²	Crimp profile	Page
Tubular cable lugs and connectors, Cu				
Tubular cable lugs and connectors blue connection for compacted conductors acc. to VDE 0295, class 2		16 - 400		442
Tubular cable lugs and connectors, Cu, standard type, tubular cable lugs for switchgear connections		16 - 400		443
Butt connectors, standard type		16 - 185		443
Insulated tubular cable lugs and connectors, insulated pin terminals		10 - 150		443
Tubular cable lugs and connectors for fine stranded conductors		16 - 150		444
Compression cable lugs and connectors acc. to DIN - Cu				
Compression cable lugs (DIN 46235) and connectors (DIN 46267, part 1) Cu		16 - 300		444
Compression joints DIN 46267 part 1		16 - 150		444
Double compression cable lugs		2 x 50 - 2 x 95		444
Terminals, connectors and pin terminals acc. to DIN - Cu				
Terminals (DIN 46234) and pin terminals (DIN 46230) Cu, solderless connectors (DIN 46341) Cu		16 - 150		445
Insulated terminals and pin terminals		10 - 95		445
Sleeves for compacted conductors and sector shaped conductors, Cu				
Pre-rounding crimping dies for Al and Cu sector shaped conductors		10 sm - 300 se / 300 sm		445
Aluminum compression cable lugs and connectors acc. to DIN				
Aluminum compression cable lugs and connectors acc. to DIN		10 - 240		446
Aluminum connectors		10 - 120		446
Compression joints for full tension connections of Aldrey cables acc. to DIN EN 50182, Al conductors DIN EN 50182, 120 - 185 mm ²		25 - 185		446
Compression joints acc. to DIN 48085, part 3 for Al-steel cables acc. to DIN EN 50182, aluminum crimping		24/4 - 120/20		446
Compression joints acc. to DIN 48085, part 3 for Al-steel cables acc. to DIN EN 50182, steel crimping		25/4 - 120/20		447
Aluminum/copper compression cable lugs and connectors				
Aluminum/copper compression cable lugs and connectors		10 - 240		446
Clamps				
Clamps, C-type		10 - 70		447
Clamps, H-type		70 - 120		447
Cable end-sleeves				
Cable end-sleeves		25 - 240		448
Cable end-sleeves, trapezoidal, for fine stranded conductors		25 - 240		448

Please observe the restrictions in the technical index when crimping connectors!



EK 120/42-L Battery powered crimping tool 16 - 400 mm²



- ▶ C-Head with 42 mm opening width and very wide crimping range to 400 mm²
- ▶ Up to 60% less crimping operations due to wide crimping compared with 6 t tools
- ▶ Easy handling by optimum weight distribution

Characteristics

- For interchangeable dies, series 13, wide crimping
- Open C-crimping head, rotatable
- Electronic control and monitoring of crimping operation
- Integrated pressure measurement with visual and audible signals in case of failure
- Evaluation function using optical interface and USB adapter
- One-button operating concept for controlling all tooling functions
- Ergonomic 2-component plastic housing with soft linings
- Balanced centre of gravity for easy handling
- LED for workplace illumination
- High-performance 18V Li-Ion battery with high capacity
- High-performance motors for maximum operating speed
- 2-stage hydraulic system with fast feed and power stroke
- Energy saving function by stopping motor after successful crimping process
- Quick motor stop for high user safety
- Automatic retraction when crimping is complete
- Manual retract in case of need
- Automatic retract stop (ARS) for positioning control in case of multiple crimpings
- Multi-function LED for maintenance control, charge level indicator of the battery and for data transmission via USB adapter
- Environmentally-friendly hydraulic oil, quickly biodegradable







































Technical data	
Crimping force	120 kN
Stroke / opening width	42 mm
Crimping range	16 - 400 mm ²
Crimping cycle	8 s to 9 s (depending on cross-section)
Number of crimps	approx. 115 at 150 mm ² Cu DIN
Battery voltage	18 V
Battery capacity	3.0 Ah, Li-Ion
Charging time	22 min.
Weight incl. battery	6.8 kg
Ambient temperature	-12°C to +40 °C

Item	Part No.
Battery powered hydraulic crimping tool 16 - 400 mm ²	EK12042L
Scope of supply	Part No.
Battery 18 V / 3.0 Ah, Li-Ion (54 Wh)	398
Quick-charger for 18V Li-Ion batteries, 230 V	LGL1 400
Plastic case	KK120L

Accessories	Part No.	Page
18 V mains adapter for 240 V Voltage	NG2230	399
USB adapter	PGA1	408
Digital meter for force and pressure measurement	TC1U	406
Measuring adapter, series 13	MA120	406
Force sensor, 130 kN	TF130L	406

Available dies for Series 13 for EK 120/42-L

Suitable for	Connection material	Crimping range mm ²	Crimp profile	Page
Tubular cable lugs and connectors, Cu				
Tubular cable lugs and connectors blue connection for compacted conductors acc. to VDE 0295, class 2		16 - 400		442
Tubular cable lugs and connectors, Cu, standard type, tubular cable lugs for switchgear connections		16 - 400		443
Insulated tubular cable lugs and connectors, insulated pin terminals		10 - 150		443
Tubular cable lugs and connectors for fine stranded conductors		16 - 150		444
Compression cable lugs and connectors acc. to DIN - Cu				
Compression cable lugs (DIN 46235) and connectors (DIN 46267, part 1) Cu		16 - 300		444
Double compression cable lugs		2 x 50 - 2 x 95		444
Terminals, connectors and pin terminals acc. to DIN - Cu				
Terminals (DIN 46234) and pin terminals (DIN 46230) Cu, solderless connectors (DIN 46341) Cu		16 - 150		445
Insulated terminals and pin terminals		10 - 95		445
Sleeves for compacted conductors and sector shaped conductors, Cu				
Pre-rounding crimping dies for Al and Cu sector shaped conductors		10 sm - 300 se / 300 sm		445
Aluminum compression cable lugs and connectors acc. to DIN				
Aluminum compression cable lugs and connectors acc. to DIN		10 - 240		446
Compression joints for full tension connections of Aldrey cables acc. to DIN EN 50182, Al conductors DIN EN 50182, 120 - 185 mm ²		25 - 185		446
Compression joints acc. to DIN 48085, part 3 for Al-steel cables acc. to DIN EN 50182, aluminum crimping		25/4 - 120/20		446
Compression joints acc. to DIN 48085, part 3 for Al-steel cables acc. to DIN EN 50182, steel crimping		25/4 - 120/20		447
Aluminum/copper compression cable lugs and connectors				
Aluminum/copper compression cable lugs and connectors		10 - 240		446
Clamps				
Clamps, C-type		10 - 70		447
Clamps, H-type		70 - 120		447
Cable end-sleeves				
Cable end-sleeves		25 - 240		448
Cable end-sleeves, trapezoidal, for fine stranded conductors		25 - 240		448

Please observe the restrictions in the technical index when crimping connectors!



EK 120 U-L Battery powered crimping tool 16 - 400 mm²

- ▶ H-head for deep groove crimping
- ▶ Up to 60% less crimping operations due to wide crimping compared with 6 t tools

Characteristics





































- For interchangeable dies, series 13, wide crimping
- Closed H-crimping head, rotatable
- Electronic control and monitoring of crimping operation
- Integrated pressure measurement with visual and audible signals in case of failure
- Evaluation function using optical interface and USB adapter
- One-button operating concept for controlling all tooling functions
- Ergonomic 2-component plastic housing with soft linings for comfortable and safe one-hand operation
- Balanced centre of gravity for easy handling and effortless operations
- LED for workplace illumination
- High-performance 18V Lithium-ion battery with high capacity and extremely short charging time
- High-performance motors for maximum operating speed
- 2-stage hydraulic system with fast feed and power stroke
- Energy saving function by stopping motor after successful crimping process
- Quick motor stop for high user safety
- Automatic retraction when crimping is complete
- Manual retract in case of need
- Automatic retract stop (ARS) for positioning control in case of multiple crimpings
- Multi-function LED for maintenance control, charge level indicator of the battery and for data transmission via USB adapter
- Environmentally-friendly hydraulic oil, quickly biodegradable

Technical data	
Crimping force	120 kN
Stroke / opening width	20 mm
Crimping range	16 - 400 mm ²
Crimping cycle	7 s to 8 s (depending on cross-section)
Number of crimps	approx. 115 at 150 mm ² Cu DIN
Battery voltage	18 V
Battery capacity	3.0 Ah, Li-Ion
Charging time	22 min.
Weight incl. battery	6.0 kg
Ambient temperature	-12°C to +40 °C

Item	Part No.	
Battery powered hydraulic crimping tool 16 - 400 mm ²	EK120UL	
Scope of supply	Part No.	Page
Battery 18 V / 3.0 Ah, Li-Ion (54 Wh)	RAL2	398
Quick-charger for 18V Li-Ion batteries, 230 V	LGL1	400
Plastic case	KK120L	

Accessories	Part No.	Page
18 V mains adapter for 240 V Voltage	NG2230	399
USB adapter	PGA1	408
Digital meter for force and pressure measurement	TC1U	406
Measuring adapter, series 13	MA120	406
Force sensor, 130 kN	TF130L	406

Available dies for Series 13 for EK 120 U-L

Suitable for	Connection material	Crimping range mm ²	Crimp profile	Page
Tubular cable lugs and connectors, Cu				
Tubular cable lugs and connectors blue connection for compacted conductors acc. to VDE 0295, class 2		16 - 400		442
Tubular cable lugs and connectors, Cu, standard type, tubular cable lugs for switchgear connections		16 - 400		443
Insulated tubular cable lugs and compression joints		10 - 150		443
Tubular cable lugs and connectors for fine stranded conductors		16 - 150		444
Compression cable lugs and connectors acc. to DIN - Cu				
Copper compression cable lugs (DIN 46235) and connectors (DIN 46267, part 1) Cu		16 - 300		444
Double compression cable lugs		2 x 50 - 2 x 95		444
Terminals, connectors and pin terminals acc. to DIN - Cu				
Terminals (DIN 46234) and pin terminals (DIN 46230) Cu, solderless connectors (DIN 46341) Cu		16 - 150		445
Insulated terminals and pin terminals		10 - 95		445
Sleeves for compacted conductors and sector shaped conductors, Cu				
Pre-rounding crimping dies for Al and Cu sector shaped conductors, 3 and 4 core sector shaped conductors		10 sm - 300 se / 300 sm		445
Compression cable lugs and connectors acc. to DIN - Al				
Compression cable lugs and connectors acc. to DIN - Al		10 - 240		446
Compression joints for full tension connections of Aldrey cables acc. to DIN EN 50182, Al conductors DIN EN 50182, 120 - 185 mm ²		25 - 185		446
Compression joints acc. to DIN 48085, part 3 for Al-steel cables acc. to DIN EN 50182, aluminum crimping		25/4 - 120/20		446
Compression joints acc. to DIN 48085, part 3 for Al-steel cables acc. to DIN EN 50182, steel crimping		25/4 - 120/20		447
Compression cable lugs and connectors - Al/Cu				
Compression cable lugs and connectors - Al/Cu		10 - 240		446
Clamps and screw connectors				
C-clamps		10 - 70		447
H-clamps		70 - 120		447
Cable end-sleeves				
Cable end-sleeves		25 - 240		448
Cable end-sleeves, trapezoidal, for fine stranded conductors		25 - 240		448

Please observe the restrictions in the technical index when crimping connectors!



Strong cables simply cut.

Battery powered hydraulic cutting tools.

Klauke cutting tools combine 2 essential forces: the force of the innovative battery powered systems and the force of the cutting heads - in a compact lightweight design. Cables with or without armouring up to 105 mm diameter, as well as Al/St ropes, are cut quickly, accurately and effortlessly at the touch of a button. The astonishingly low weight of the tools and cutting heads helps the user and permits prolonged periods of operation at full performance.

High cutting performance is not everything. The Klauke® mini+ reliably cuts cables at the touch of a button, even in tight spaces such as control cabinets.

■ Save time and energy – *with the retract stop function.*



- ▶ This new tool generation has the manual retract stop function - MRS.
- ▶ The retract stop stops the automatic retraction on completion of a cut.

Benefits:

- ▶ The MRS function enables cables to be cut faster, since the blades open only as far as needed to perform the next cut.
- ▶ **Reducing the required stroke per cutting operation to a minimum permits more cuts per battery charge for the same low effort.**

- **Manual retract stop - MRS.**
- **Cutting tools with 15 kN to 120 kN cutting force.**
- **Cutting tools to 105 mm dia., also for armoured cables.**
- **Incredibly lightweight for the performance class.**

Powerful tools for cables up to 105 mm dia.

- ▶ High cutting capacities up to 105 mm dia.
- ▶ Remarkably lightweight for tools in this performance and size class.



Benefits:

- ▶ Despite their relatively low weight, the high stability of the cutting heads mean they perform well even under extreme load.

Small design, huge performance: Klauke® mini and Klauke® mini+

- ▶ Ergonomic design for convenient one-hand operation.
- ▶ Lightweight, from 1.3 kg including battery.



Benefits:

- ▶ The Klauke® mini+ combines a host of established benefits with the technical features of the new Safety Plus generation - making work even in the tightest spaces even more efficient and safer.
- ▶ The design and low weight permit use even in tight areas, for example in control cabinets.

Improved cutting using the right tools.

System	Tool	Design		Cutting range mm dia.	Cutting force kN ²⁾	Application				Features
		Open head	Closed head			Cu / Al ¹⁾	Al / St (ACSR)	Cu / Al, solid	Steel, solid	
Klauke® mini	EBS8	✓		8	15				✓	For cutting wire basket tray and steel bolts.
	EBS12	✓		12	35				✓	
	ES20	✓		20	23	✓	✓			Suitable for Al/St ropes.
	ES32	✓		32	15	✓				For Al and Cu cables to 32 mm dia.
	ES32F	✓		32	15	✓				Ideal solution for superfine stranded conductors.
Klauke® mini+	EBS8L	✓		8	15				✓	For cutting wire basket tray and steel bolts.
	EBS12L	✓		12	35				✓	
	ES20L	✓		20	23	✓	✓			Suitable for Al/St ropes.
	ESG25L			25	60	✓	✓	✓	✓	The "universal cutter" to 25 mm dia.
	ES32L	✓		32	15	✓				For Al and Cu cables to 32 mm dia.
	ES32FL	✓		32	15	✓				Ideal solution for superfine stranded conductors.
Klauke® mini	ESG45L		✓	45	60	✓	✓	✓	✓	Especially for Al/St ropes to 45 mm dia.
	ESG50L		✓	48	60	✓				Compact and lightweight cutting tool.
	ES65L	✓		65	40	✓				Ideal for cutting earth cables to 65 mm dia.
Klauke® mini+	ESG55L		✓	55	120	✓	✓	✓	✓	With 120 kN cutting force for all cables and Al/St ropes up to 55 mm dia.
	ESG85L		✓	85	60	✓				For cutting copper and aluminum cables to 85 mm dia.
	ES85L	✓		85	30	✓				For cutting telecommunication and earth cables to 85 mm dia.
	ESG105L		✓	105	120	✓		✓		Very wide cutting range to 105 mm dia. - also for armoured cables.
	ES105L	✓		105	74	✓				Also for fine stranded cables to 105 mm dia.

¹⁾ This column also includes Cu / Al multi-stranded and Cu / Al with sheet metal and wire armouring.

²⁾ The exact cutting capacity depends on the type of cable or rope.

EBS 8 / EBS 12 Battery powered bolt cutting tool 8 mm dia. / 12 mm dia.



- ▶ For cutting cable channels, bolts and steel wire, medium-hard (e.g. ST 37)
- ▶ Slim cutting head - ideal when space is critical

Characteristics

- Open cutting head, rotatable
- Electronic control and monitoring of cutting operation
- One-button operating concept for controlling all tooling functions
- Ergonomic design for convenient one-hand operation
- Lightweight for effortless operations
- Powerful NiMH battery technology
- Quick motor stop for high user safety
- Multi-function LED for maintenance control, charge level indicator of the battery and for data transmission via USB adapter
- Automatic retraction when cut is complete
- Manual retract in case of need
- Environmentally-friendly hydraulic oil, quickly biodegradable

Technical data		
Cutting range	EBS8: max. 8 mm dia., EBS12: max. 12 mm dia.	
Cutting force	EBS8: 15 kN, EBS12: 45 kN	
Cutting time	EBS8: 2 s, EBS12: 4 s (depending on material thickness)	
Number of cuts	approx. 300 for bolts 5 mm dia.	
Battery voltage	9.6 V	
Battery capacity	2.0 Ah, NiMH	
Charging time	With fast charger 15 min., otherwise 40 min.	
Weight incl. battery	EBS8: 1.3 kg, EBS12: 1.9 kg	
Ambient temperature	-20°C to +40 °C	
Item	Part No.	
Battery powered hydraulic bolt cutting tool 8 mm dia.	EBS8	
Battery powered hydraulic bolt cutting tool 12 mm dia.	EBS12	
Scope of supply	Part No.	Page
Battery 9.6 V / 2.0 Ah, NiMH (19.6 Wh)	RAM2	397
Charger for NiCd and NiMH batteries	LG4F	399
Plastic case 450 x 370 x 105 mm	KK35B2	
Accessories	Part No.	Page
Quick charger for NiCd and NiMH batteries, 230 V mains power	LG5	399
USB adapter	PGA1	408

EBS 8-L / EBS 12-L Battery powered bolt cutting tool 8 mm dia. / 12 mm dia.

- ▶ For cutting cable channels, bolts and medium-hard steel wire (e.g. mild steel)
- ▶ Slim cutting head - ideal when space is critical
- ▶ Powerful 18V Lithium-Ion batteries

Characteristics

- Open cutting head, rotatable
- Electronic control and monitoring of cutting operation
- One-button operating concept for controlling all tooling functions
- Ergonomic 2-component plastic housing with soft linings for comfortable and safe one-hand operation
- Balanced centre of gravity for easy handling and effortless operations
- LED for workplace illumination
- High-performance 18 V Lithium-ions batteries with high capacity and extremely short charging time
- High-performance motors for maximum operating speed
- Energy saving function by stopping motor after successful cutting operation
- Quick motor stop for high user safety
- Automatic retraction when cut is complete
- Manual retract in case of need
- Multifunction LED for maintenance control and charging display of the battery
- Environmentally-friendly hydraulic oil, quickly biodegradable



Technical data	
Cutting range	EBS8L: max. 8 mm dia., EBS12L: max. 12 mm dia.
Cutting force	EBS8L: 15 kN, EBS12L: approx. 45 kN
Cutting time	EBS8L: approx. 1 s, EBS12L: approx. 2 s (depending on material thickness)
Number of cuts	approx. 300 for bolts 5 mm dia.
Battery voltage	18 V
Battery capacity	1.3 Ah, Li-Ion
Charging time	15 min.
Weight incl. battery	EBS8L: 1.55 kg, EBS12L: approx. 2 kg
Ambient temperature	-10°C to +40 °C

Item	Part No.
Battery powered hydraulic bolt cutting tool 8 mm dia.	EBS8L
Battery powered hydraulic bolt cutting tool 12 mm dia.	EBS12L

Scope of supply	Part No.	Page
Battery 18 V / 1.3 Ah, Li-Ion (23.4 Wh)	RAL1	398
Quick-charger for 18V Li-Ion batteries, 230 V	LGL1	400
Plastic case	KK50L	

Accessories	Part No.	Page
USB adapter	PGA1	408
18 V mains adapter for 240 V Voltage	NG2230	399
Battery 18 V / 3.0 Ah, Li-Ion (54 Wh)	RAL2	398



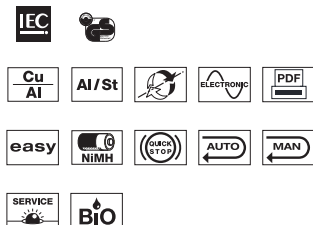
ES 20 Battery powered cutting tool 20 mm dia.



- ▶ For cutting Al/St conductors (ACSR) to DIN EN 50182, solid Al/Cu cables to VDE 0295, Class 1 and laminated copper bus bars
- ▶ Extremely robust design and lightweight

Characteristics

- Open cutting head, rotatable
- Electronic control and monitoring of cutting operation
- One-button operating concept for controlling all tooling functions
- Ergonomic design for convenient one-hand operation
- Lightweight for effortless operations
- Powerful NiMH battery technology
- Quick motor stop for high user safety
- Multi-function LED for maintenance control, charge level indicator of the battery and for data transmission via USB adapter
- Automatic retraction when cut is complete
- Manual retract in case of need
- Environmentally-friendly hydraulic oil, quickly biodegradable



ES20E

Technical data		
Cutting range	Multi-stranded max. 20 mm dia. (depending on cable type)	
Cutting time	4 s to 6 s (depending on material thickness)	
Number of cuts	approx. 180 for ACSR cable 120/20	
Battery voltage	9.6 V	
Battery capacity	2.0 Ah, NiMH	
Charging time	With fast charger 15 min., otherwise 40 min.	
Ambient temperature	-20°C to +40 °C	
Item	Part No.	
Battery powered hydraulic cutting tool 20 mm dia.	ES20	
Scope of supply	Part No.	Page
Battery 9.6 V / 2.0 Ah, NiMH (19.6 Wh)	RAM2	397
Charger for NiCd and NiMH batteries	LG4F	399
Plastic case 450 x 370 x 105 mm	KK35B2	
Accessories	Part No.	Page
Replacement blade set for ES20	ES20E	
Quick charger for NiCd and NiMH batteries, 230 V mains power	LG5	399
USB adapter	PGA1	408

ES 20-L Battery powered cutting tool 20 mm dia.

- ▶ For cutting Al/St conductors (ACSR) to DIN EN 50182, solid Al/Cu cables to VDE 0295, Class 1 and laminated copper bus bars
- ▶ Extremely robust design and lightweight
- ▶ Slim cutting head - ideal when space is critical
- ▶ High-performance 18 V Li-Ion battery

Characteristics

- Open cutting head, rotatable
- One-button operating concept for controlling all tooling functions
- Ergonomic 2-component plastic housing with soft linings for comfortable and safe one-hand operation
- Balanced centre of gravity for easy handling and effortless operations
- LED for workplace illumination
- High-performance 18 V Lithium-ion battery with high capacity and extremely short charging time
- High-performance motors for maximum operating speed
- Energy saving function by stopping motor after successful cutting operation
- Quick motor stop for high user safety
- Automatic retraction when cut is complete
- Manual retract in case of need
- Manual retract stop (MRS) for efficient operations
- Multi-function LED for maintenance control, charge level indicator of the battery and for data transmission via USB adapter
- Environmentally-friendly hydraulic oil, quickly biodegradable



Technical data	
Cutting range	max. 20 mm dia.
Cutting force	23 kN
Cutting time	2 s to 4 s (depending on cable type)
Number of cuts	approx. 160 cuts (ACSR cable 120/20)
Battery voltage	18 V
Battery capacity	1.3 Ah, Li-Ion
Charging time	15 min.
Weight incl. battery	2.13 kg
Ambient temperature	-10°C to +40 °C

Item	Part No.
Battery powered hydraulic cutting tool 32 mm dia.	ES20L
Scope of supply	Part No. Page
Battery 18 V / 1.3 Ah, Li-Ion (23.4 Wh)	RAL1 398
Quick-charger for 18V Li-Ion batteries, 230 V	LGL1 400
Plastic case	KK50L

Accessories	Part No.	Page
Replacement blade set for ES20	ES20E	
Battery 18 V / 3.0 Ah, Li-Ion (54 Wh)	RAL2	398
18 V mains adapter for 240 V Voltage	NG2230	399
USB adapter	PGA1	408



ES20E

ESG 25-L Battery powered cutting tool 25 mm dia.



Klauke® mini+



- ▶ For cutting Al/St cables (ACSR), round materials (Cu, Al, St) as well as armoured cables, solid structural steel and fine stranded copper cables
- ▶ High-performance cutting characteristics for highly-flexible conductors and wire cables
- ▶ Extremely robust design and lightweight

Characteristics

- Closed cutting head, flip top style, rotatable
- Electronic control and monitoring of cutting operation
- One-button operating concept for controlling all tooling functions
- Ergonomic 2-component plastic housing with soft linings
- Balanced centre of gravity for easy handling
- LED for workplace illumination
- High-performance 18 V Li-Ion battery
- Quick motor stop for high user safety
- High-performance motors for maximum operating speed
- Energy saving function by stopping motor after successful cutting operation
- Automatic retraction when cut is complete
- Manual retract in case of need
- Manual retract stop (MRS) for efficient operations
- Multi-function LED for maintenance control, charge level indicator of the battery and for data transmission via USB adapter
- Environmentally-friendly hydraulic oil, quickly biodegradable

Cu
Al

Al/St



ELECTRONIC



easy

2K

18V
Li-IonEnergy
Save

AUTO

MAN

MRS



BiO



ESG25EF



ESG25ES

Technical data	
Cutting range	max. 25 mm dia.
Cutting force	60 kN
Cutting time	Depending on material
Number of cuts	Depending on material
Battery voltage	18 V
Battery capacity	1.3 Ah, Li-Ion
Charging time	650 x 180 x 150 min.
Weight incl. battery	2.1 kg
Ambient temperature	-10°C to +40 °C

Item	Part No.
Battery powered hydraulic cutting tool 25 mm dia.	ESG25L

Scope of supply	Part No.	Page
Battery 18 V / 1.3 Ah, Li-Ion (23.4 Wh)	RAL1	398
Quick-charger for 18V Li-Ion batteries, 230 V	LGL1	400
Plastic case	KK50L	

Accessories	Part No.	Page
Outer fixed blade	ESG25EF	
Inner moving blade	ESG25ES	
Battery 18 V / 3.0 Ah, Li-Ion (54 Wh)	RAL2	398
18 V mains adapter for 240 V Voltage	NG2230	399
USB adapter	PGA1	408

ES 32 / ES 32 F Battery powered cutting tool 32 mm dia.

- ▶ Cuts multi-stranded copper and aluminum cables (ES 32)
- ▶ Cuts fine and superfine stranded copper cables (ES 32 F)
- ▶ Slim cutting head - ideal when space is critical

Characteristics

- Open cutting head, rotatable
- Electronic control and monitoring of cutting operation
- One-button operating concept for controlling all tooling functions
- Ergonomic design for convenient one-hand operation
- Lightweight for effortless operations
- Automatic retraction when cut is complete
- Powerful NiMH battery technology
- Quick motor stop for high user safety
- Manual retract in case of need
- Multi-function LED for maintenance control, charge level indicator of the battery and for data transmission via USB adapter
- Environmentally-friendly hydraulic oil, quickly biodegradable



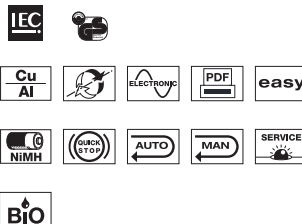
Klauke® mini

Technical data	
Cutting range	max. 32 mm dia.
Cutting force	15 kN
Cutting time	8 s to 10 s (depending on material thickness)
Number of cuts	approx. 90 cuts at H07V-K; 1 x 240 mm ²
Battery voltage	9.6 V
Battery capacity	2.0 Ah, NiMH
Charging time	With fast charger 15 min., otherwise 40 min.
Weight incl. battery	1.9 kg
Ambient temperature	-20°C to +40 °C

Item	Part No.
Battery powered hydraulic cutting tool 32 mm dia.	ES32
Battery powered hydraulic cutting tool 32 mm dia., superfine stranded	ES32F

Scope of supply	Part No.	Page
Battery 9.6 V / 2.0 Ah, NiMH (19.6 Wh)	RAM2	397
Charger for NiCd and NiMH batteries	LG4F	399
Plastic case 450 x 370 x 105 mm	KK35B2	

Accessories	Part No.	Page
Replacement blade set for ES 32 and ES 32-L	ES32E	
Replacement blade set for ES 32 F and ES 32 F-L	ES32FE	
Quick charger for NiCd and NiMH batteries, 230 V mains power	LG5	399
USB adapter	PGA1	408



ES32E

ES32FE

ES 32-L / ES 32 F-L Battery powered cutting tool 32 mm dia.

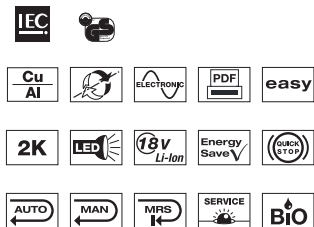


Klauke mini+

- ▶ Cuts multi-stranded copper and aluminum cables (ES 32-L)
- ▶ Cuts fine and superfine stranded copper cables (ES 32 F-L)
- ▶ Slim cutting head - ideal when space is critical

Characteristics

- Open cutting head, rotatable
- One-button operating concept for controlling all tooling functions
- Ergonomic 2-component plastic housing with soft linings
- Balanced centre of gravity for easy handling
- LED for workplace illumination
- High-performance 18V Li-ion battery with high capacity
- High-performance motors for maximum operating speed
- Automatic retraction when cut is complete
- Energy saving function by stopping motor after successful cutting operation
- Quick motor stop for high user safety
- Manual retract in case of need
- Manual retract stop (MRS) for efficient operations
- Multi-function LED for maintenance control, charge level indicator of the battery and for data transmission via USB adapter
- Environmentally-friendly hydraulic oil, quickly biodegradable



ES32E

ES32FE



Technical data	
Cutting range	max. 32 mm dia.
Cutting force	15 kN
Cutting time	2 s to 4 s (depending on cable type)
Number of cuts	approx. 150 cuts at H07V-R; 1 x 240 mm ² , approx. 60 cuts for H07V-K 1 x 240 mm ²
Battery voltage	18 V
Battery capacity	1.3 Ah, Li-Ion
Charging time	15 min.
Weight incl. battery	2.0 kg
Ambient temperature	-10°C to +40 °C

Item	Part No.
Battery powered hydraulic cutting tool 32 mm dia.	ES32L
Battery powered hydraulic cutting tool 32 mm dia., superfine stranded	ES32FL

Scope of supply	Part No.	Page
Battery 18 V / 1.3 Ah, Li-Ion (23.4 Wh)	RAL1	398
Quick-charger for 18V Li-Ion batteries, 230 V	LGL1	400
Plastic case	KK50L	

Accessories	Part No.	Page
Replacement blade set for ES 32 and ES 32-L	ES32E	343
Replacement blade set for ES 32 F and ES 32 F-L	ES32FE	343
Battery 18 V / 3.0 Ah, Li-Ion (54 Wh)	RAL2	398
18 V mains adapter for 240 V Voltage	NG2230	399
USB adapter	PGA1	408

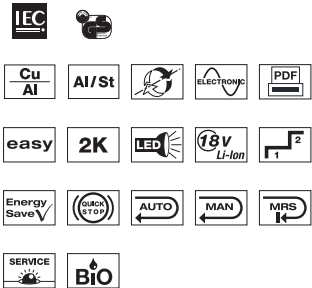
Variants	Part No.	Page
L-BOXX with cutting tool ES 32-L	LBOXXES32L	

ESG 45-L Battery powered cutting tool 45 mm dia.

- ▶ High cutting force cuts armoured copper and aluminum cables and Al/St cables (ACSR)
- ▶ Also suitable for round material made of Al, Cu and Steel
- ▶ Extremely robust design and lightweight

Characteristics

- Closed cutting head with bolt interlock, rotatable, flip top style
- Electronic control and monitoring of cutting operation
- One-button operating concept for controlling all tooling functions
- Ergonomic 2-component plastic housing with soft linings
- Balanced centre of gravity for easy handling
- LED for workplace illumination
- High-performance 18V Li-Ion battery
- Energy saving function by stopping motor after successful cutting operation
- High-performance motors for maximum operating speed
- 2-stage hydraulic system with fast feed and power stroke
- Quick motor stop for high user safety
- Automatic retraction when cut is complete
- Manual retract in case of need
- Manual retract stop (MRS) for efficient operations
- Multi-function LED for maintenance control, charge level indicator of the battery and for data transmission via USB adapter
- Environmentally-friendly hydraulic oil, quickly biodegradable



Technical data	
Cutting range	max. 45 mm dia.
Cutting force	60 kN
Cutting time	8 s to 18 s (depending on material)
Number of cuts	approx. 150 cuts at Al/St cable 570/40
Battery voltage	18 V
Battery capacity	3.0 Ah, Li-Ion
Charging time	22 min.
Weight incl. battery	5.7 kg
Ambient temperature	-12°C to +40 °C

Item	Part No.	
Battery powered hydraulic cutting tool 45 mm dia.	ESG45L	
Scope of supply	Part No.	Page
Battery 18 V / 3.0 Ah, Li-Ion (54 Wh)	RAL2	398
Quick-charger for 18V Li-Ion batteries, 230 V	LGL1	400
Plastic case	KK120L	

Accessories	Part No.	Page
Outer fixed blade	ESG45EF	
Inner moving blade	ESG45ES1	
18 V mains adapter for 240 V Voltage	NG2230	399
USB adapter	PGA1	408



ESG45EF



ESG45ES1

ESG 50-L Battery powered cutting tool 48 mm dia.



- ▶ Cuts copper and aluminum cables with light weight steel armoring (depending on cable type)
- ▶ Lightweight for effortless operations

Characteristics

- Closed cutting head, flip top style, rotatable
- Electronic control and monitoring of cutting operation
- One-button operating concept for controlling all tooling functions
- Ergonomic 2-component plastic housing with soft linings for comfortable and safe one-hand operation
- Balanced centre of gravity for easy handling and effortless operations
- LED for workplace illumination
- High-performance 18V Lithium-ion battery with high capacity and extremely short charging time
- Energy saving function by stopping motor after successful cutting operation
- High-performance motors for maximum operating speed
- 2-stage hydraulic system with fast feed and power stroke
- Quick motor stop for high user safety
- Automatic retraction when cut is complete
- Manual retract in case of need
- Manual retract stop (MRS) for efficient operations
- Multi-function LED for maintenance control, charge level indicator of the battery and for data transmission via USB adapter
- Environmentally-friendly hydraulic oil, quickly biodegradable



ESG50EF1



ESG50ES

Technical data	
Cutting range	max. 48 mm dia.
Cutting force	60 kN
Cutting time	8 s to 20 s (depending on material thickness)
Number of cuts	approx. 140 cuts at 4 x 120 mm ² NYT
Battery voltage	18 V
Battery capacity	3.0 Ah, Li-Ion
Charging time	22 min.
Weight incl. battery	4.7 kg
Ambient temperature	-12°C to +40 °C

Item	Part No.
Battery powered hydraulic cutting tool 48 mm dia.	ESG50L
Scope of supply	Part No. Page
Battery 18 V / 3.0 Ah, Li-Ion (54 Wh)	RAL2 398
Quick-charger for 18V Li-Ion batteries, 230 V	LGL1 400
Plastic case	KK120L

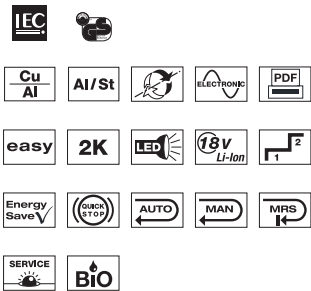
Accessories	Part No.	Page
Outer fixed blade	ESG50EF1	
Inner moving blade	ESG50ES	
18 V mains adapter for 240 V Voltage	NG2230	399
USB adapter	PGA1	408

ESG 55-L Battery powered cutting tool 55 mm dia.

- ▶ High cutting force cuts armoured copper and aluminum cables and Al/St cables (ACSR)
- ▶ Also suitable for round material made of Al, Cu and Steel
- ▶ 120 kN cutting force for maximum output
- ▶ Robust design and lightweight

Characteristics

- Closed cutting head with bolt interlock, rotatable, flip top style
- Electronic control and monitoring of cutting operation
- One-button operating concept for controlling all tooling functions
- Ergonomic 2-component plastic housing with soft linings
- Balanced centre of gravity for easy handling
- High-performance motors for maximum operating speed
- LED for workplace illumination
- High-performance 18V Li-Ion battery with high capacity
- 2-stage hydraulic system with fast feed and power stroke
- Energy saving function by stopping motor after successful cutting operation
- Quick motor stop for high user safety
- Automatic retraction when cut is complete
- Manual retract in case of need
- Manual retract stop (MRS) for efficient operations
- Multi-function LED for maintenance control, charge level indicator of the battery and for data transmission via USB adapter
- Environmentally-friendly hydraulic oil, quickly biodegradable



Technical data	
Cutting range	max. 55 mm dia.
Cutting force	120 kN
Cutting time	10 s to 19 s (depending on material thickness)
Number of cuts	Depending on cable type
Battery voltage	18 V
Battery capacity	3.0 Ah, Li-Ion
Charging time	22 min.
Weight incl. battery	8.0 kg
Ambient temperature	-12°C to +40 °C

Item	Part No.
Battery powered hydraulic cutting tool 55 mm dia.	ESG55L
Scope of supply	Part No. Page
Battery 18 V / 3.0 Ah, Li-Ion (54 Wh)	RAL2 398
Quick-charger for 18V Li-Ion batteries, 230 V	LGL1 400
Plastic case	KK120L

Accessories	Part No.	Page
Outer fixed blade	ESG55EF	
Inner moving blade	ESG55ES	
18 V mains adapter for 240 V Voltage	NG2230	399
USB adapter	PGA1	408



ESG55EF



ESG55ES

ES 65-L Battery powered cutting tool 65 mm dia.



- ▶ Cuts copper and aluminum cables with light weight steel armouring (depending on cable type)
- ▶ Also suitable for fine stranded cable
- ▶ Extremely robust design and lightweight
- ▶ Large cutting range

Characteristics

- Open cutting head, rotatable
- Electronic control and monitoring of cutting operation
- One-button operating concept for controlling all tooling functions
- Ergonomic 2-component plastic housing with soft linings for comfortable and safe one-hand operation
- Balanced centre of gravity for easy handling and effortless operations
- LED for workplace illumination
- High-performance 18V Lithium-ion battery with high capacity and extremely short charging time
- Energy saving function by stopping motor after successful cutting operation
- High-performance motors for maximum operating speed
- 2-stage hydraulic system with fast feed and power stroke
- Quick motor stop for high user safety
- Automatic retraction when cut is complete
- Manual retract in case of need
- Manual retract stop (MRS) for efficient operations
- Multi-function LED for maintenance control, charge level indicator of the battery and for data transmission via USB adapter
- Environmentally-friendly hydraulic oil, quickly biodegradable



ES65E

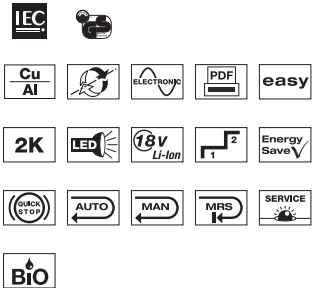
Technical data		
Cutting range	max. 65 mm dia.	
Cutting force	40 kN	
Cutting time	Depending on material thickness	
Number of cuts	Depending on material thickness	
Battery voltage	18 V	
Battery capacity	3.0 Ah, Li-Ion	
Charging time	22 min.	
Weight incl. battery	6.3 kg	
Ambient temperature	-12°C to +40 °C	
Item	Part No.	
Battery powered hydraulic cutting tool 65 mm dia.	ES65L	
Scope of supply	Part No.	Page
Battery 18 V / 3.0 Ah, Li-Ion (54 Wh)	RAL2	398
Quick-charger for 18V Li-Ion batteries, 230 V	LGL1	400
Plastic case	KK120L	
Accessories	Part No.	Page
18 V mains adapter for 240 V Voltage	NG2230	399
Replacement blade	ES65E	
USB adapter	PGA1	408

ESG 85-L Battery powered cutting tool 85 mm dia.

- ▶ Cuts copper and aluminum cables with light weight steel armouring (depending on cable type)
- ▶ Large cutting area, optimum force transmission due to closed head shape
- ▶ High user safety through cutting head with bolt interlock

Characteristics

- Closed cutting head with bolt interlock, rotatable, flip top style
- Electronic control and monitoring of cutting operation
- One-button operating concept for controlling all tooling functions
- Ergonomic 2-component plastic housing with soft linings
- Balanced centre of gravity for easy handling
- LED for workplace illumination
- 2-stage hydraulic system with fast feed and power stroke
- High-performance 18V Li-Ion battery
- High-performance motors for maximum operating speed
- Energy saving function by stopping motor after successful cutting operation
- Quick motor stop for high user safety
- Automatic retraction when cut is complete
- Manual retract in case of need
- Manual retract stop (MRS) for efficient operations
- Multi-function LED for maintenance control, charge level indicator of the battery and for data transmission via USB adapter
- Environmentally-friendly hydraulic oil, quickly biodegradable



Technical data	
Cutting range	max. 85 mm dia.
Cutting force	60 kN
Cutting time	Depending on material thickness
Number of cuts	Depending on material thickness
Battery voltage	18 V
Battery capacity	3.0 Ah, Li-Ion
Charging time	22 min.
Weight incl. battery	6.6 kg
Ambient temperature	-12°C to +40 °C

Item	Part No.
Battery powered hydraulic cutting tool 85 mm dia.	ESG85L
Scope of supply	
Battery 18 V / 3.0 Ah, Li-Ion (54 Wh)	RAL2 398
Quick-charger for 18V Li-Ion batteries, 230 V	LGL1 400
Plastic case	KK120L

Accessories	Part No.	Page
Outer fixed blade	ESG85EF1	
Inner moving blade	ESG85ES1	
18 V mains adapter for 240 V Voltage	NG2230	399
USB adapter	PGA1	408



ESG85EF1



ESG85ES1

ES 85-L Battery powered cutting tool 85 mm dia.



- ▶ Cuts copper and aluminum cables with light weight steel armouring (depending on cable type)
- ▶ Large cutting range
- ▶ Suitable for fine stranded cable and telecommunication cable

Characteristics

- Open cutting head, rotatable
- Electronic control and monitoring of cutting operation
- One-button operating concept for controlling all tooling functions
- Ergonomic 2-component plastic housing with soft linings for comfortable and safe one-hand operation
- Balanced centre of gravity for easy handling and effortless operations
- LED for workplace illumination
- High-performance 18V Lithium-ion battery with high capacity and extremely short charging time
- Energy saving function by stopping motor after successful cutting operation
- High-performance motors for maximum operating speed
- 2-stage hydraulic system with fast feed and power stroke
- Quick motor stop for high user safety
- Automatic retraction when cut is complete
- Manual retract in case of need
- Manual retract stop (MRS) for efficient operations
- Multi-function LED for maintenance control, charge level indicator of the battery and for data transmission via USB adapter
- Environmentally-friendly hydraulic oil, quickly biodegradable
- Cuts copper and aluminum cables with light weight steel armouring (depending on cable type)
- Suitable for fine stranded cable and telecommunication cable



ES85E

Technical data	
Cutting range	max. 85 mm dia.
Cutting force	30 kN
Cutting time	Depending on material thickness
Number of cuts	Depending on material thickness
Battery voltage	18 V
Battery capacity	3.0 Ah, Li-Ion
Charging time	22 min.
Weight incl. battery	7.0 kg
Ambient temperature	-12°C to +40 °C

Item	Part No.	
Battery powered hydraulic cutting tool 85 mm dia.	ES85L	
Scope of supply	Part No.	Page
Battery 18 V / 3.0 Ah, Li-Ion (54 Wh)	RAL2	398
Quick-charger for 18V Li-Ion batteries, 230 V	LGL1	400
Plastic case	KK120L	

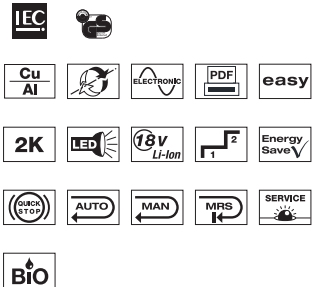
Accessories	Part No.	Page
Replacement blade	ES85E	
18 V mains adapter for 240 V Voltage	NG2230	399
USB adapter	PGA1	408

ESG 105-L Battery powered cutting tool 105 mm dia.

- ▶ Cuts copper and aluminum cables (for armoured cables)
- ▶ 120 kN cutting force for extremely wide cutting range up to 105 mm dia.
- ▶ Remarkably lightweight for tools in this performance class

Characteristics

- Closed cutting head with bolt interlock, rotatable, flip top style
- Electronic control and monitoring of cutting operation
- One-button operating concept for controlling all tooling functions
- Ergonomic 2-component plastic housing with soft linings
- Balanced centre of gravity for easy handling
- LED for workplace illumination
- High-performance 18V Li-Ion battery with high capacity
- Energy saving function by stopping motor after successful cutting operation
- High-performance motors for maximum operating speed
- 2-stage hydraulic system with fast feed and power stroke
- Quick motor stop for high user safety
- Automatic retraction when cut is complete
- Manual retract in case of need
- Manual retract stop (MRS) for efficient operations
- Multi-function LED for maintenance control, charge level indicator of the battery and for data transmission via USB adapter
- Environmentally-friendly hydraulic oil, quickly biodegradable



Technical data	
Cutting range	max. 105 mm dia.
Cutting force	120 kN
Cutting time	Depending on cable type
Number of cuts	Depending on cable type
Battery voltage	18 V
Battery capacity	3.0 Ah, Li-Ion
Charging time	22 min.
Weight incl. battery	10.3 kg
Ambient temperature	-12°C to +40 °C

Item	Part No.	
Battery powered hydraulic cutting tool 105 mm dia.	ESG105L	
Scope of supply	Part No.	Page
Battery 18 V / 3.0 Ah, Li-Ion (54 Wh)	RAL2	398
Quick-charger for 18V Li-Ion batteries, 230 V	LGL1	400
Steel carrying case	MK105L	

Accessories	Part No.	Page
Outer fixed blade	ESG105EF	
Inner moving blade	ESG105ES	
18 V mains adapter for 240 V Voltage	NG2230	399
USB adapter	PGA1	408



ESG105EF



ESG105ES

ES 105-L Battery powered cutting tool 105 mm dia.



- ▶ Cuts copper and aluminum cables with light weight steel armouring (depending on cable type), and fine stranded conductors
- ▶ Extremely large cutting range to 105 mm dia.
- ▶ Remarkably lightweight for tools in this performance class

Characteristics

- Open cutting head, rotatable
- Electronic control and monitoring of cutting operation
- One-button operating concept for controlling all tooling functions
- Ergonomic 2-component plastic housing with soft linings
- Balanced centre of gravity for easy handling
- LED for workplace illumination
- 2-stage hydraulic system with fast feed and power stroke
- High-performance 18V Li-Ion battery
- High-performance motors for maximum operating speed
- Energy saving function by stopping motor after successful cutting operation
- Quick motor stop for high user safety
- Automatic retraction when cut is complete
- Manual retract in case of need
- Manual retract stop (MRS) for efficient operations
- Multi-function LED for maintenance control, charge level indicator of the battery and for data transmission via USB adapter
- Environmentally-friendly hydraulic oil, quickly biodegradable



ES105E

Technical data		
Cutting range	max. 105 mm dia.	
Cutting force	74 kN	
Cutting time	Depending on cable type	
Number of cuts	Depending on cable type	
Battery voltage	18 V	
Battery capacity	3.0 Ah, Li-Ion	
Charging time	22 min.	
Weight incl. battery	9.4 kg	
Ambient temperature	-12°C to +40 °C	
Item	Part No.	
Battery powered hydraulic cutting tool 105 mm dia.	ES105L	
Scope of supply	Part No.	Page
Battery 18 V / 3.0 Ah, Li-Ion (54 Wh)	RAL2	398
Quick-charger for 18V Li-Ion batteries, 230 V	LGL1	400
Steel carrying case	MK105L	
Accessories	Part No.	Page
Replacement blade	ES105E	
18 V mains adapter for 240 V Voltage	NG2230	399
USB adapter	PGA1	408

The *all-rounder.*

Klauke® multi universal tools

When it comes to operations that require different applications all at the same time, Klauke® multi universal tools are the answer. They have interchangeable adapters and dies for crimping, cutting or punching. All standard operations can be flexibly accomplished using just one tool, ideal for service and repair teams for example.

The Klauke® multi comes as a hand-operated and battery powered hydraulic tool, as well as a universal head in combination with a Klauke system pump.

■ The all-rounder:

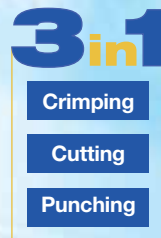
- ▶ One head for crimping, cutting and punching.
- ▶ Crimping adapters for Klauke dies of most Klauke ranges.
- ▶ Various cutting dies for aluminum and copper conductors with and without armouring, as well as rail catenary wires.
- ▶ Special dies for cutting threaded rods and DIN rails.
- ▶ Punching adapter for Greenlee punching tools.
- ▶ Used to punch holes in DIN rails and cut copper rails.

Benefits:

- ▶ **All standard operations can be accomplished with just one tool.**

This creates a weight advantage especially for repair and service teams.

- ▶ The 6 ton design is set apart by its low weight and extremely easy handling.
- ▶ Thanks to its design, the 6 ton mini+ version can be used even in tight spaces.
- ▶ The 12 ton tool offers wider crimping ranges and higher punching capacities.
- ▶ Only dies and/or adapters need to be changed for the various applications. A crimping tool can be turned into a cutting or punching tool within seconds.
- ▶ This boosts efficiency especially when it comes to assembly applications.
- ▶ All adapters and dies are compatible with all tools in the Klauke® multi range.



- **One tool - 3 functions.**
- **Interchangeable adapters for crimping, cutting and punching.**
- **Available as hand-operated, battery powered and hydraulic universal heads in combination with a Klauke system pump.**



HK 60 UNV Hand-operated hydraulic universal tool




▶ One head for crimping, cutting and punching - one tool for all
 ▶ Ideal for field operations where all common jobs can be carried out with just one tool

Characteristics

- Universal head flip-top style, rotatable
- Adapter for crimping dies of the Klauke Series 5, 18 and 22
- Various cutting dies for aluminum and copper conductors with and without armouring as well as Al/St-Cables (ACSR)
- Dies for cutting threaded rods and DIN rails
- Punching adapter for Greenlee punching tools
- Dies to punch DIN rails
- Light weight due to high quality aluminum housing
- 2-stage hydraulic system with fast feed and power stroke
- Automatic retraction when operation is complete
- Manual retract in case of need
- Environmentally-friendly hydraulic oil, quickly biodegradable



Technical data	
Crimping force	60 kN
Stroke	42 mm
Crimping range	6 - 300 mm ²
Cutting range	max. 40 mm dia.
Punching capacity	up to 64 mm dia. round, up to 92 x 92 mm square
Length	540 mm
Weight	3.5 kg
Ambient temperature	-20°C to +40 °C



Item	Part No.	
Hand-operated hydraulic universal tool	HK60UNV	
Scope of supply	Part No.	Page
Steel carrying case for HK 60 UNV with space for adapters and dies	MK60UNV	

Please observe adapters on page 359

PK 60 UNV Hydraulic universal head

- ▶ One head for crimping, cutting and punching - one tool for all
- ▶ Ideal for field operations where all common jobs can be carried out with just one tool
- ▶ For connecting to hydraulic pumps with 700 bar operating pressure for best possible crimping, cutting and punching results

Characteristics

- Universal head with quick coupling, under no pressure, rotates 360°, flip top style
- Various cutting dies for aluminum and copper conductors with and without armouring as well as Al/St-Cables (ACSR)
- Dies to punch DIN rails
- Adapter for crimping dies of the Klauke Series 5, 18 and 22

Technical data	
Crimping force	60 kN
Stroke	42 mm
Crimping cycle	3 s to 5 s (depending on cross-section)
Number of crimps	approx. 300 at 150 mm ² Cu DIN
Cutting range	max. 40 mm dia.
Number of cuts	approx. 110 at 4 x 70 mm ² NYY
Punching capacity	up to 64 mm dia. round, up to 92 x 92 mm square
Operating pressure	max. 700 bar
Length	350 mm
Weight	2.4 kg

Item	Part No.	
Hydraulic universal head	PK60UNV	
Scope of supply	Part No.	Page
Carrying bag	TT2	217

Please observe adapters on page 359

Klauke® multi



EKM 60 UNV-L Battery powered universal tool 6 - 300 mm²



Klauke[®] multi



- ▶ One head for crimping, cutting and punching - one tool for all
- ▶ Ideal for field operations where all common jobs can be carried out with just one tool
- ▶ Small and slim, perfect for operations in critical areas

Characteristics

- Universal head flip-top style, rotatable
- Electronic control and monitoring of operation
- One-button operating concept for controlling all tooling functions
- Ergonomic 2-component plastic housing with soft linings
- Balanced centre of gravity for easy handling
- LED for workplace illumination
- High-performance 18V Li-Ion battery
- High-performance motors for maximum operating speed
- Energy saving function by stopping motor after successful operation
- Quick motor stop for high user safety
- Automatic retraction when operation is complete
- Manual retract in case of need
- Manual retract stop with "teach-in" (MRS+) for positioning control in case of multiple crimpings
- Multi-function LED for maintenance control, charge level indicator of the battery and for data transmission via USB adapter



Technical data	
Crimping force	60 kN
Stroke	27 mm
Crimping range	6 - 300 mm ²
Crimping cycle	7 s to 9 s (depending on cross-section)
Number of crimps	approx. 200 at 150 mm ² Cu DIN
Cutting range	max. 25 mm dia.
Number of cuts	approx. 165 - 300
Punching capacity	approx. 170 for 60 mm round, 3 mm mild steel; approx. 230 for 22.5 mm round, 3 mm mild steel
Battery voltage	18 V
Battery capacity	1.3 Ah, Li-Ion
Charging time	15 min.
Weight	3.0 kg
Ambient temperature	-10°C to +40 °C

Item	Part No.	
Battery powered hydraulic universal tool 6 - 300 mm ²	EKM60UNVL	
Scope of supply	Part No.	Page
Battery 18 V / 1.3 Ah, Li-Ion (23.4 Wh)	RAL1	398
Quick-charger for 18V Li-Ion batteries, 230 V	LGL1	400
Plastic case	KKMUNVL	
Adapter for crimping dies of Series 22	UA22	
Adapter 15 mm for cutting dies	UAM	

Accessories	Part No.	Page
Battery 18 V / 3.0 Ah, Li-Ion (54 Wh)	RAL2	398
18 V mains adapter for 240 V Voltage	NG2230	399
USB adapter	PGA1	408

Variants	Part No.	Page
L-BOXX with universal crimping tool EKM60UNVL, 6 - 300 mm ²	LBOXXEKM60UNVL	

Please observe adapters on page 359

EK 60 UNV-L Battery powered universal tool 6 - 300 mm²

- ▶ One head for crimping, cutting and punching - one tool for all
- ▶ Ideal for field operations where all common jobs can be carried out with just one tool
- ▶ Fast working due to 2-stage hydraulics

Characteristics

- Universal head flip-top style, rotatable
- Electronic control and monitoring of operation
- One-button operating concept for controlling all tooling functions
- Ergonomic 2-component plastic housing with soft linings
- Balanced centre of gravity for easy handling
- LED for workplace illumination
- High-performance 18V Li-Ion battery
- High-performance motors for maximum operating speed
- 2-stage hydraulic system with fast feed and power stroke
- Energy saving function by stopping motor after successful operation
- Quick motor stop for high user safety
- Automatic retraction when operation is complete
- Manual retract in case of need
- Manual retract stop with "teach-in" (MRS+) for positioning control in case of multiple crimpings
- Multi-function LED for maintenance control, charge level indicator of the battery and for data transmission via USB adapter
- Environmentally-friendly hydraulic oil, quickly biodegradable



Technical data	
Crimping force	60 kN
Crimping range	6 - 300 mm ²
Crimping cycle	3 s to 5 s (depending on cross-section)
Number of crimps	approx. 300 at 150 mm ² Cu DIN
Cutting range	max. 40 mm dia.
Number of cuts	approx. 110 at 4 x 70 mm ² NYT
Punching capacity	up to 64 mm dia. round
Battery voltage	18 V
Battery capacity	3.0 Ah, Li-Ion
Charging time	22 min.
Weight	4.6 kg
Ambient temperature	-12°C to +40 °C

Item	Part No.
Battery powered hydraulic universal tool 6 - 300 mm ²	EK60UNVL
Scope of supply	Part No. Page
Battery 18 V / 3.0 Ah, Li-Ion (54 Wh)	RAL2 398
Quick-charger for 18V Li-Ion batteries, 230 V	LGL1 400
Plastic case	KK120UNVL
Adapter for crimping dies of Series 22	UA22

Accessories	Part No.	Page
18 V mains adapter for 240 V Voltage	NG2230	399
USB adapter	PGA1	408

Variants	Part No.	Page
EK60UNVL with crimping die set R22, 16 - 240 mm ² and adapter UA22 and cutting inserts to max. 40 mm Ø (UCACSR/UC40)	EK60UNVLSETR	

Please observe adapters on page 359



EK 120 UNV-L Battery powered universal tool 10 - 400 mm²

- ▶ One head for crimping, cutting and punching - one tool for all
- ▶ Ideal for field operations where all common jobs can be carried out with just one tool
- ▶ Fast working due to 2-stage hydraulics
- ▶ Very large crimping range

Characteristics


























- Universal head flip-top style, rotatable
- Electronic control and monitoring of operation
- One-button operating concept for controlling all tooling functions
- Ergonomic 2-component plastic housing with soft linings
- Balanced centre of gravity for easy handling
- LED for workplace illumination
- High-performance 18V Li-Ion battery
- High-performance motors for maximum operating speed
- 2-stage hydraulic system with fast feed and power stroke
- Energy saving function by stopping motor after successful operation
- Quick motor stop for high user safety
- Automatic retraction when operation is complete
- Manual retract in case of need
- Manual retract stop with "teach-in" (MRS+) for positioning control in case of multiple crimpings
- Multi-function LED for maintenance control, charge level indicator of the battery and for data transmission via USB adapter

Technical data	
Crimping force	108 kN
Stroke	42 mm
Crimping range	10 - 400 mm ²
Crimping cycle	Depending on cable type
Number of crimps	approx. 110 at 150 mm ² Cu DIN
Cutting range	max. 40 mm dia.
Number of cuts	Depending on cable type
Punching capacity	up to 144 mm dia. round, up to 138 x 138 mm square
Battery voltage	18 V
Battery capacity	3.0 Ah, Li-Ion
Charging time	22 min.
Weight	6.3 kg
Ambient temperature	-12°C to +40 °C

Item	Part No.	Page
Battery powered hydraulic universal tool 10 - 400 mm ²	EK120UNVL	
Scope of supply	Part No.	Page
Battery 18 V / 3.0 Ah, Li-Ion (54 Wh)	RAL2	398
Quick-charger for 18V Li-Ion batteries, 230 V	LGL1	400
Adapter for crimping dies	UA12T	
Plastic case	KK120UNVL	

Accessories	Part No.	Page
18 V mains adapter for 240 V Voltage	NG2230	399
USB adapter	PGA1	408

Please observe adapters on page 359

Item	Part No.	tools	
		6 ton	12 ton
Crimping			
 Adapter for crimping dies series 5	UA5	■	
 Adapter for crimping dies series 13	UA12TKL		■
 Adapter for crimping dies series 18	UA18	■	
 Adapter for crimping dies series 22	UA22	■	
Cutting			
 Adapter 15 mm for cutting dies	UAM**	■	
 Cutting die for Al/Cu conductors to max. 40 mm dia.	UCACSR*	■	■
 Cutting die to max. 26 mm dia.	UC26*	■	■
 Cutting die to max. 40 mm dia.	UC40*	■	■
 Cutting die for threaded rods M5 metric	UCM5	■	■
 Cutting die for threaded rods M6 metric	UCM6	■	■
 Cutting die for threaded rods M8 metric	UCM8	■	■
 Cutting die for threaded rods M10 metric	UCM10	■	■
 Cutting die for threaded rods M12 metric	UCM12	■	■
 Cutting die for threaded rods 1/4"	UCUNC14	■	■
 Cutting die for threaded rods 3/8"	UCUNC38	■	■
 Cutting die for threaded rods 1/2"	UCUNC12	■	■
 Cutting die for profile conductors 35 x 15	UCD3515	■	■
 Cutting die for profile conductors 32 x 15 x 9	UCD3215	■	■
 Cutting die for profile conductors 35 x 7.5	UCD3575	■	■
 Cutting die for profile conductors 2980	UCN2980	■	■
 Cutting die for laminated Cu bus bars, max. width 37.5 mm	UCF	■	■
 Schneideinsatz zum Fahrdrachtschneiden im Eisenbahnbau 107 mm ² , Typ AC	UCAC107	■	■
 Cutting die 85 mm ² type BC for catenary wires in railway construction	UCBC85	■	■
 Cutting die 110 mm ² type BC for catenary wires in railway construction	UCBC110	■	■
 Cutting die 120 mm ² type BC for catenary wires in railway construction	UCBC120	■	■
Cutting die 150 mm ² type BC for catenary wires in railway construction	UCBC150	■	■
Punching			
Punching adapter for holes 64 mm dia., 92 x 92 mm and 46 x 92 mm	UA6P	■	
Hole punch adapter to 144 mm dia., 138 x 138 mm and 68 x 138 mm	UA12P		■
Die for punching DIN rails 35x15; 32x15x9; 35x7.5	UPD6	■	■

* In conjunction with EKM 60 UNV-L the cutting range is max. 25 mm dia

** Can be used only with EKM60UNVL



Many heads, even more potential.

Crimping and cutting heads for modular systems.

Klauke crimping and cutting heads can be individually configured with Klauke system pumps for special applications. We offer an extensive range as well as crimping tools for workbench mounting.

Typical applications for workbench-mounted tools include cable harness assembly and assembly preparations.



- Crimping heads with crimping forces of 55 kN to 1000 kN.
- Cutting heads up to 120 mm dia.
- Individually configurable with drive units at 700 bar operating pressure.
- Hydraulic crimping tools for workbench mounting for Klauke 18, 22 and 13 die series.

■ The correct crimping head for every application.

Tool	Crimping force	Crimping range	Series	Features
PK 18	60 kN	6 - 185 mm ²	18 Klauke	For standardised crimping dies to DIN 48083, sheet 1.
PK 22	60 kN	6 - 300 mm ²	22 Klauke	Slim crimping head - ideal when space is critical.
PK 60 VP	55 kN	10 - 240 mm ²		"The patented centring system guarantees every time optimum crimping results".
PK 60 VP/FT	55 kN	16 - 300 mm ²		Closed crimping head - ideal for utility lines construction.
PK 120/42	120 kN	10 - 400 mm ²	13 Klauke	42 mm opening width.
PK 120 U	120 kN	10 - 400 mm ²	13 Klauke	H-head for deep groove crimping.
PK 25/2	250 kN	16 - 625 mm ²	25 Klauke	For standardised crimping dies to DIN 48083, sheet 3.
PK 45	450 kN	120 - 1000 mm ²	45 Klauke	Sturdy construction.
PK 1000	1000 kN	To 1600 mm ²	100 Klauke	100 t crimping head in compact design, single-acting.
THK 18	60 kN	6 - 185 mm ²	18 Klauke	For workbench mounting, BG-compliant design.
THK 22	60 kN	6 - 300 mm ²	22 Klauke	
THK 120	120 kN	10 - 400 mm ²	13 Klauke	

■ Improved cutting using the correct cutting heads.

Tool	Design		Cutting range mm dia.	Cutting force kN ²⁾	Application				Features
	Open head	Closed head			Cu / Al ¹⁾	Al / St (ACSR)	Cu / Al, solid	Steel, solid	
SDG 45		✓	45	60	✓	✓	✓	✓	Especially for Al/St ropes to 45 mm dia. and St, solid.
SDG 50		✓	48	60	✓				For multi-stranded Al and Cu cables.
SDG 55		✓	55	120	✓	✓	✓	✓	With 120 kN cutting force for all cables and Al/St ropes to 55 mm dia.
SDK 65		✓	65	42	✓				Ideal for cutting earth cables to 65 mm dia.
SDG 85/2		✓	85	60	✓				For cutting copper and aluminum cables to 85 mm dia.
SDK 85		✓	85	30	✓				For cutting telecommunication and earth cables to 85 mm dia.
SDG 105		✓	105	120	✓		✓		Very wide cutting range to 105 mm dia. - also for armoured cables.
SDK 105		✓	105	74	✓				Also for fine stranded cables to 105 mm dia.
SDK 120		✓	120	55	✓				Extremely large cutting range to 120 mm dia.

¹⁾ This column also includes Cu / Al multi-stranded and Cu / Al with sheet metal and wire armouring.

²⁾ The exact cutting capacity depends on the type of cable or rope.



PK 18 Hydraulic crimping head 6 - 185 mm²



- ▶ For connecting to hydraulic pumps with 700 bar operating pressure for best possible crimping results
- ▶ Crimping dies are connected by spring - cannot get lost

Characteristics

- For interchangeable dies, series 18, narrow crimping
- Open crimping head with quick coupling, under no pressure, rotates 360°
- For dies acc. to DIN 48083, page 1

Technical data		
Crimping force	60 kN	
Stroke / opening width	17 mm	
Crimping range	6 - 185 mm ²	
Operating pressure	max. 700 bar	
Weight	3.2 kg	
Item	Part No.	
Hydraulic crimping head 6 - 185 mm ²	PK18	
Scope of supply	Part No.	Page
Carrying bag	TT2	217



18
KLAUKE



THK 18 Hydraulic crimping tool for workbench mounting 6 - 185 mm²



- ▶ BG-compliant version
- ▶ For connecting to hydraulic pumps with 700 bar operating pressure for best possible crimping results

Characteristics

































- For interchangeable dies, series 18, narrow crimping
- Quick coupling
- For dies acc. to DIN 48083, page 1
- For workbench mounting

Technical data	
Crimping force	60 kN
Crimping range	6 - 185 mm ²
Operating pressure	max. 700 bar
Weight	8.2 kg
Dimensions	H x W x D: 220 x 160 x 120 mm
Item	Part No.
Hydraulic crimping tool for work bench mounting 6 - 185 mm ²	THK18

18
KLAUKE



Available dies for Series 18 for PK 18 and THK 18

Suitable for	Connection material	Crimping range mm ²	Crimp profile	Page
Tubular cable lugs and connectors, Cu				
Tubular cable lugs and connectors, Cu, standard type, tubular cable lugs for switchgear connections		6 - 185		427
Insulated tubular cable lugs and connectors, insulated pin terminals		10 - 95		427
Tubular cable lugs and connectors for fine stranded conductors		10 - 50		428
Tubular cable lugs and connectors for solid conductors		1.5 - 16		428
Compression cable lugs and connectors acc. to DIN - Cu				
Compression cable lugs (DIN 46235) and connectors (DIN 46267, part 1) Cu		6 - 185		428
Terminals, connectors and pin terminals acc. to DIN - Cu				
Terminals (DIN 46234) and pin terminals (DIN 46230) Cu, solderless connectors (DIN 46341) Cu		10 - 70		429
Insulated terminals and pin terminals		10 - 50		429
Sleeves for compacted conductors and sector shaped conductors, Cu				
Pre-rounding crimping dies for Al and Cu sector shaped conductors, 3 and 4 core sector shaped conductors		10 sm - 240 se / 185 sm		429
Compression cable lugs and connectors acc. to DIN - Al				
Compression cable lugs and connectors acc. to DIN - Al		10 - 185		430
Compression joints for full tension connections of Aldrey cables acc. to DIN EN 50182		25 - 95		430
Compression cable lugs and connectors - Al/Cu				
Compression cable lugs and connectors - Al/Cu		10 - 185		430
Clamps and screw connectors				
C-clamps		4 - 50		430
Cable end-sleeves				
Cable end-sleeves		10 - 95		431
Twin cable end-sleeves		2 x 4 - 2 x 16		431
Cable end-sleeves, trapezoidal, for fine stranded conductors		10 - 95		431
Twin cable end-sleeves, trapezoidal, for fine stranded conductors		2 x 4 - 2 x 16		432
Cutting die				
Cutting range		18 mm dia.		432

Please observe the restrictions in the technical index when crimping connectors!



PK 22 Hydraulic crimping head 6 - 300 mm²22
Klauke

- ▶ Large crimping range up to 300 mm²
- ▶ Slim crimping head - ideal when space is critical

Characteristics

- For interchangeable dies, series 22, narrow crimping
- Closed crimping head with quick coupling, flip top style, under no pressure, rotates 360°
- For connecting to hydraulic pumps with 700 bar operating pressure for best possible crimping results

Order info

- Also available for "W" crimping dies (UL certified), part number appendix "W"

Technical data		
Crimping force	60 kN	
Stroke / opening width	17 mm	
Crimping range	6 - 300 mm ²	
Operating pressure	max. 700 bar	
Weight	3.0 kg	
Item	Part No.	
Hydraulic crimping head 6 - 300 mm ²	PK22	
Scope of supply	Part No.	Page
Carrying bag	TT2	217

THK 22 Hydraulisches Presswerkzeug zur Tischmontage 6 - 300 mm²22
Klauke















































- ▶ Large crimping range up to 300 mm²
- ▶ For connecting to hydraulic pumps with 700 bar operating pressure for best possible crimping results

Characteristics

- For interchangeable dies, series 22, narrow crimping
- Quick coupling
- For workbench mounting
- BG-compliant version

Technical data		
Crimping force	60 kN	
Crimping range	6 - 300 mm ²	
Operating pressure	max. 700 bar	
Weight	8.8 kg	
Dimensions	H x W x D: 220 x 160 x 120 mm	
Item	Part No.	
Hydraulic crimping tool for work bench mounting 6 - 300 mm ²	THK22	

Available dies for Series 22 for PK 22 and THK 22

Suitable for	Connection material	Crimping range mm²	Crimp profile	Page
Tubular cable lugs and connectors, Cu				
Tubular cable lugs and connectors blue connection for compacted conductors acc. to VDE 0295, class 2		6 - 300		433
Tubular cable lugs and connectors, Cu, standard type, tubular cable lugs for switchgear connections		6 - 300		434
Insulated tubular cable lugs and connectors, insulated pin terminals		10 - 150		434
Tubular cable lugs and connectors for fine stranded conductors		10 - 70		435
Tubular cable lugs and connectors for solid conductors		1.5 - 16		435
Tubular cable lugs and connectors, Ni, stainless steel				
Tubular cable lugs and connectors, stainless steel		0.5 - 16		435
Tubular cable lugs and connectors, Ni		10 - 50		435
Compression cable lugs and connectors acc. to DIN - Cu				
Compression cable lugs (DIN 46235) and connectors (DIN 46267, part 1) Cu		6 - 300		436
Double crimping compression cable lugs		2 x 50 - 2 x 70		436
Terminals, connectors and pin terminals acc. to DIN - Cu				
Terminals (DIN 46234) and pin terminals (DIN 46230) Cu, solderless connectors (DIN 46341) Cu		10 - 70		437
Insulated terminals and pin terminals		10 - 70		437
Sleeves for compacted conductors and sector shaped conductors, Cu				
Pre-rounding crimping dies for Al and Cu sector shaped conductors, 3 and 4 core sector shaped conductors		10 sm - 300 se / 240 sm		437
Compression cable lugs and connectors acc. to DIN - Al				
Compression cable lugs and connectors acc. to DIN - Al		10 - 300		438
Compression joints for full tension connections of Aldrey cables acc. to DIN EN 50182, Al conductors DIN EN 50182, 120 - 185 mm²		25 - 185		438
Compression joints acc. to DIN 48085, part 3 for Al-steel cables acc. to DIN EN 50182, aluminum crimping		25/4 - 120/20		439
Compression joints acc. to DIN 48085, part 3 for Al-steel cables acc. to DIN EN 50182, steel crimping		25/4 - 120/20		439
Compression cable lugs and connectors - Al/Cu				
Compression cable lugs and connectors - Al/Cu		10 - 300		438
Clamps and screw connectors				
C-clamps		4 - 50		439
H-clamps		70		439
Cable end-sleeves				
Cable end-sleeves		10 - 240		440
Twin cable end-sleeves		2 x 4 - 2 x 16		440
Cable end-sleeves, trapezoidal, for fine stranded conductors		10 - 240		440
Twin cable end-sleeves, trapezoidal, for fine stranded conductors		2 x 4 - 2 x 16		441

Please observe the restrictions in the technical index when crimping connectors!

PK 60 VP Hydraulic crimping head 10 - 240 mm²

- ▶ Suitable for crimping tubular cable lugs and connectors "standard type" and fine and superfine stranded conductors to 240 mm²
- ▶ The patented centring system guarantees every time optimum crimping results
- ▶ No additional dies required

Characteristics

- Quad-point indent crimping
- Wide crimping
- Open crimping head with quick coupling, under no pressure, rotates 360°
- For connecting to hydraulic pumps with 700 bar operating pressure for best possible crimping results

Technical data	
Crimping force	55 kN
Crimping range	10 - 240 mm ²
Operating pressure	max. 700 bar
Weight	2.8 kg

Item	Part No.	
Hydraulic crimping head 10 - 240 mm ²	PK60VP	
Scope of supply	Part No.	Page
Carrying bag	TT2	217

Suitable for	Connection material	Crimping range mm ²	Crimp profile
Tubular cable lugs standard type and tubular cable lugs for switchgear connections		10 - 240	
Connectors, Standard type		10 - 120	
Tubular cable lugs for fine stranded conductors		10 - 240	
Connector for fine stranded conductors		10 - 95	



PK 60 VP/FT Hydraulic crimping head 16 - 300 mm²





- ▶ Suitable for crimping tubular cable lugs and connectors "standard type" and fine and superfine stranded conductors to 300 mm²
- ▶ The patented centring system guarantees every time optimum crimping results
- ▶ Closed crimping head - ideal for utility lines construction

Characteristics

- Quad-point indent crimping
- Wide crimping
- Closed crimping head with quick coupling, flip top style, under no pressure, rotates 360°
- For connecting to hydraulic drive units with 700 bar operating pressure for best possible crimping results

Technical data	
Crimping force	55 kN
Crimping range	16 - 300 mm ²
Operating pressure	max. 700 bar
Length	315 mm
Weight	2.8 kg

Item	Part No.	
Hydraulic crimping head 16 - 300 mm ²	PK60VPFT	
Scope of supply	Part No.	Page
Carrying bag	TT2	217

Suitable for	Connection material	Crimping range mm ²	Crimp profile
Tubular cable lugs standard type and tubular cable lugs for switchgear connections		16 - 300	
Tubular cable lugs and connectors for fine stranded conductors		16 - 300	



PK 120/42 Hydraulic crimping head 10 - 400 mm²

- ▶ Large crimping range up to 400 mm²
- ▶ C-head with large 42 mm opening width
- ▶ Up to 60% less crimping operations due to wide crimping compared with 6 t tools

Characteristics

- For interchangeable dies, series 13, wide crimping
- Crimping head with quick coupling, under no pressure, rotates 360°
- For connecting to hydraulic pumps with 700 bar operating pressure for best possible crimping results

Technical data		
Crimping force	130 kN	
Stroke / opening width	42 mm	
Crimping range	10 - 400 mm ²	
Operating pressure	max. 700 bar	
Weight	4.5 kg	
Item	Part No.	
Hydraulic crimping head 10 - 400 mm ²	PK12042	
Scope of supply	Part No.	Page
Carrying bag	TT2	217

13
KLAUKETHK 120 Hydraulic crimping tool for workbench mounting 10 - 400 mm²

- ▶ Large crimping range up to 400 mm²
- ▶ For workbench mounting
- ▶ BG-compliant version
- ▶ Up to 60% less crimping operations due to wide crimping compared with 6 t tools





































Characteristics

- For interchangeable dies, series 13, wide crimping
- Quick coupling
- For connecting to hydraulic pumps with 700 bar operating pressure for best possible crimping results

Technical data		
Crimping force	120 kN	
Crimping range	10 - 400 mm ²	
Operating pressure	max. 700 bar	
Weight	12 kg	
Dimensions	H x W x D: 285 x 160 x 110 mm	
Item	Part No.	
Hydraulic crimping tool for work bench mounting 10 - 400 mm ²	THK120	

13
KLAUKE

Available dies for Series 13 for PK 120/42 and THK 120

Suitable for	Connection material	Crimping range mm ²	Crimp profile	Page
Tubular cable lugs and connectors, Cu				
Tubular cable lugs and connectors blue connection for compacted conductors acc. to VDE 0295, class 2		16 - 400		442
Tubular cable lugs and connectors, Cu, standard type, tubular cable lugs for switchgear connections		16 - 400		443
Insulated tubular cable lugs and connectors, insulated pin terminals		10 - 150		443
Tubular cable lugs and connectors for fine stranded conductors		16 - 150		444
Compression cable lugs and connectors acc. to DIN - Cu				
Compression cable lugs (DIN 46235) and connectors (DIN 46267, part 1) Cu		16 - 300		444
Double crimping compression cable lugs		2 x 50 - 2 x 95		444
Terminals, connectors and pin terminals acc. to DIN - Cu				
Terminals (DIN 46234) and pin terminals (DIN 46230) Cu, solderless connectors (DIN 46341) Cu		16 - 150		445
Insulated terminals and pin terminals		10 - 95		445
Sleeves for compacted conductors and sector shaped conductors, Cu				
Pre-rounding crimping dies for Al and Cu sector shaped conductors, 3 and 4 core sector shaped conductors		10 sm - 300 se / 300 sm		445
Compression cable lugs and connectors acc. to DIN - Al				
Compression cable lugs and connectors acc. to DIN - Al		10 - 240		446
Compression joints for full tension connections of Aldrey cables acc. to DIN EN 50182, Al conductors DIN EN 50182, 120 - 185 mm ²		25 - 185		446
Compression joints acc. to DIN 48085, part 3 for Al-steel cables acc. to DIN EN 50182, aluminum crimping		25/4 - 120/20		446
Compression joints acc. to DIN 48085, part 3 for Al-steel cables acc. to DIN EN 50182, steel crimping		25/4 - 120/20		447
Compression cable lugs and connectors - Al/Cu				
Compression cable lugs and connectors - Al/Cu		10 - 240		446
Clamps and screw connectors				
C-clamps		10 - 70		447
H-clamps		70 - 120		447
Cable end-sleeves				
Cable end-sleeves		25 - 240		448
Cable end-sleeves, trapezoidal, for fine stranded conductors		25 - 240		448

Please observe the restrictions in the technical index when crimping connectors!



PK 120 U Hydraulic crimping head 10 - 400 mm²

- ▶ H-head for deep groove crimping
- ▶ Up to 60% less crimping operations due to wide crimping compared with 6 t tools

Characteristics

- For interchangeable dies, series 13, wide crimping
- H-Form crimping head with quick coupling, under no pressure, rotates 360°
- For connecting to hydraulic pumps with 700 bar operating pressure for best possible crimping results

Technical data		
Crimping force	120 kN	
Stroke / opening width	20 mm	
Crimping range	10 - 400 mm ²	
Operating pressure	max. 700 bar	
Length	320 mm	
Weight	3.7 kg	
Item	Part No.	
Hydraulic crimping head 10 - 400 mm ²	PK120U	
Scope of supply	Part No.	Page
Carrying bag	TT2	217

13





































KLAUKE



12 ton



Available dies for Series 13 for PK 120 U

Suitable for	Connection material	Crimping range mm ²	Crimp profile	Page
Tubular cable lugs and connectors, Cu				
Tubular cable lugs and connectors blue connection for compacted conductors acc. to VDE 0295, class 2		16 - 400		442
Tubular cable lugs and connectors, Cu, standard type, tubular cable lugs for switchgear connections		16 - 400		443
Insulated tubular cable lugs and connectors, insulated pin terminals		10 - 150		443
Tubular cable lugs and connectors for fine stranded conductors		16 - 150		444
Compression cable lugs and connectors acc. to DIN - Cu				
Compression cable lugs (DIN 46235) and connectors (DIN 46267, part 1) Cu		16 - 300		444
Double crimping compression cable lugs		2 x 50 - 2 x 95		444
Terminals, connectors and pin terminals acc. to DIN - Cu				
Terminals (DIN 46234) and pin terminals (DIN 46230) Cu, solderless connectors (DIN 46341) Cu		16 - 150		445
Insulated terminals and pin terminals		10 - 95		445
Sleeves for compacted conductors and sector shaped conductors, Cu				
Pre-rounding crimping dies for Al and Cu sector shaped conductors, 3 and 4 core sector shaped conductors		10 sm - 300 se / 300 sm		445
Compression cable lugs and connectors acc. to DIN - Al				
Compression cable lugs and connectors acc. to DIN - Al		10 - 240		446
Compression joints for full tension connections of Aldrey cables acc. to DIN EN 50182, Al conductors DIN EN 50182, 120 - 185 mm ²		25 - 185		446
Compression joints acc. to DIN 48085, part 3 for Al-steel cables acc. to DIN EN 50182, aluminum crimping		25/4 - 120/20		446
Compression joints acc. to DIN 48085, part 3 for Al-steel cables acc. to DIN EN 50182, steel crimping		25/4 - 120/20		447
Compression cable lugs and connectors - Al/Cu				
Compression cable lugs and connectors - Al/Cu		10 - 240		430
Clamps and screw connectors				
C-clamps		10 - 70		447
H-clamps		70 - 120		447
Cable end-sleeves				
Cable end-sleeves		25 - 240		448
Cable end-sleeves, trapezoidal, for fine stranded conductors		25 - 240		448

Please observe the restrictions in the technical index when crimping connectors!



PK 25/2 Hydraulic crimping head 16 - 625 mm²

- ▶ For dies acc. to DIN 48083, page 3
- ▶ Very large crimping range to 625 mm²
- ▶ For connecting to hydraulic pumps with 700 bar operating pressure for best possible crimping results



































Characteristics

- For interchangeable dies, series 25, wide crimping
- Crimping head with quick coupling, under no pressure, rotates 360°

Technical data		
Crimping force	250 kN	
Stroke / opening width	20 mm	
Crimping range	16 - 625 mm ²	
Operating pressure	max. 700 bar	
Length	335 mm	
Weight	5.3 kg	
Item	Part No.	
Hydraulic crimping head 16 - 625 mm ²	PK252	
Scope of supply	Part No.	Page
Carrying bag	TT2	217


25
Klauke


Available dies for Series 25 for PK 25/2

Suitable for	Connection material	Crimping range mm²	Crimp profile	Page
Tubular cable lugs and connectors, Cu				
Tubular cable lugs and connectors, Cu, standard type, tubular cable lugs for switchgear connections		16 - 400		449
Insulated tubular cable lugs and connectors, insulated pin terminals		10 - 150		449
Tubular cable lugs and connectors for fine stranded conductors		16 - 300		450
Compression cable lugs and connectors acc. to DIN - Cu				
Compression cable lugs (DIN 46235) and connectors (DIN 46267, part 1) Cu		16 - 625		450
Double crimping compression cable lugs		2 x 50 - 2 x 120		450
Terminals, connectors and pin terminals acc. to DIN - Cu				
Terminals (DIN 46234) and pin terminals (DIN 46230) Cu, solderless connectors (DIN 46341) Cu		16 - 240		451
Insulated terminals and pin terminals		10 - 150		451
Sleeves for compacted conductors and sector shaped conductors, Cu				
Pre-rounding crimping dies for Al and Cu sector shaped conductors, 3 and 4 core sector shaped conductors		10 sm - 300 se / 300 sm		451
Compression cable lugs and connectors acc. to DIN - Al				
Compression cable lugs and connectors acc. to DIN - Al		10 - 500		452
Compression joints for full tension connections of Aldrey cables acc. to DIN EN 50182, Al conductors DIN EN 50182, 120 - 300 mm²		25 - 300		452
Compression joints acc. to DIN 48085, part 3 for Al-steel cables acc. to DIN EN 50182, aluminum crimping		25/4 - 120/20		452
Compression joints acc. to DIN 48085, part 3 for Al-steel cables acc. to DIN EN 50182, steel crimping		25/4 - 120/20		453
Aluminum/copper compression cable lugs and connectors				
Aluminum/copper compression cable lugs and connectors		10 - 500		452
Clamps and screw connectors				
C-clamps		10 - 185		453
H-clamps		70 - 120		453
Cable end-sleeves				
Cable end-sleeves		25 - 240		454
Cable end-sleeves, trapezoidal, for fine stranded conductors		25 - 240		454

Please observe the restrictions in the technical index when crimping connectors!



PK 45 Hydraulic crimping head 120 - 1000 mm²45
Klauke

45 ton









- ▶ Very large crimping range to 1000 mm²
- ▶ Sturdy construction for safe working
- ▶ For connecting to hydraulic pumps with 700 bar operating pressure for best possible crimping results

Characteristics

- For interchangeable dies, series 45, wide crimping
- Crimping head with quick coupling, under no pressure, rotates 360°

Technical data		
Crimping force	450 kN	
Crimping range	120 - 1000 mm ²	
Operating pressure	max. 700 bar	
Weight	10.3 kg	
Height	265 mm	
Item	Part No.	
Hydraulic crimping head 120 - 1000 mm ²	PK45	
Scope of supply	Part No.	Page
Carrying bag	TT2	217

Available dies for Series 45 for PK 45

Suitable for	Connection material	Crimping range mm ²	Crimp profile	Page
Compression cable lugs and connectors acc. to DIN - Cu				
Compression cable lugs (DIN 46235) and connectors (DIN 46267, part 1) Cu		120 - 1000		455
Compression cable lugs and connectors acc. to DIN - Al				
Compression cable lugs and connectors acc. to DIN - Al		150 - 500		455
Compression joints for full tension connections of Aldrey cables acc. to DIN EN 50182, Al conductors DIN EN 50182, 150 - 300 mm ²				
		150 - 300		455

PK 1000 Hydraulic crimping head, 100 t, up to 1600 mm²100
Klauke

100 ton

- ▶ Single-acting crimping head for connecting to hydraulic pumps with 700 bar operating pressure
- ▶ Compact, simple design
- ▶ Extremely high crimping force

Characteristics

- For interchangeable dies (outer: to IZUMI standard EP-100W, inside: DIN standard or customer request)
- Nickel-plated version
- Quick coupling

Order info

- Also available in country-specific version, part number appendix "C"

Technical data	
Crimping force	1000 kN
Stroke	25 mm
Crimping range	up to 1600 mm ²
Operating pressure	max. 700 bar
Weight	without dies: 27 kg
Height	Incl. handles: 365 mm
Dimensions	Outer diameter: 195 mm
Item	Part No.
Hydraulic 100 t crimping head with Cejn coupling	PK1000

SDG 45 Hydraulic cutting head 45 mm dia.

- ▶ High cutting force cuts armoured copper and aluminum cables and Al/St cables (ACSR)
- ▶ Also suitable for round material made of Al, Cu and Steel
- ▶ Extremely robust design and lightweight

Characteristics

- Closed head with bolt interlock, flip open jaws
- Cutting head with quick coupling, under no pressure, rotates 360°
- For connecting to hydraulic pumps with 700 bar operating pressure for best possible cutting results

Technical data	
Cutting range	max. 45 mm dia.
Cutting force	60 kN
Operating pressure	max. 700 bar
Length	340 mm
Weight	3.8 kg

Item	Part No.
Hydraulic cutting head 45 mm dia.	SDG45

Scope of supply	Part No.	Page
Carrying bag	TT2	217

Accessories	Part No.	Page
Outer fixed blade	ESG45EF	
Inner moving blade	ESG45ES1	



ESG45EF



ESG45ES1

SDG 50 Hydraulic cutting head 48 mm dia.

- ▶ Cuts copper and aluminum cables with light weight steel armouring (depending on cable type)
- ▶ Low weight

Characteristics

- Closed crimping head, flip top style
- Cutting head with quick coupling, under no pressure, rotates 360°
- For connecting to hydraulic pumps with 700 bar operating pressure for best possible cutting results

Technical data	
Cutting range	max. 48 mm dia.
Cutting force	60 kN
Operating pressure	max. 700 bar
Length	330 mm
Weight	2.5 kg

Item	Part No.
Hydraulic cutting head 48 mm dia.	SDG50

Scope of supply	Part No.	Page
Carrying bag	TT2	217

Accessories	Part No.	Page
Inner moving blade	ESG50ES	
Outer fixed blade	ESG50EF1	



ESG50EF1



ESG50ES

SDG 55 Hydraulic cutting head 55 mm dia.



ESG55EF



ESG55ES

- ▶ High cutting force cuts armoured copper and aluminum cables and Al/St cables (ACSR)
- ▶ Also suitable for round material made of Al, Cu and Steel
- ▶ 120 kN cutting force for maximum output

Characteristics

- Closed cutting head with bolt interlock, flip top style, under no pressure, rotates 360°, with quick coupling
- For connecting to hydraulic pumps with 700 bar operating pressure
- Ergonomic handling through handle

Technical data	
Cutting range	max. 55 mm dia.
Cutting force	120 kN
Operating pressure	max. 700 bar
Length	380 mm
Weight	5.6 kg

Item	Part No.	
Hydraulic cutting head 55 mm dia.	SDG55	
Scope of supply	Part No.	Page
Carrying bag	TT2	217

Accessories	Part No.	Page
Outer fixed blade	ESG55EF	
Inner moving blade	ESG55ES	

SDG 65 Hydraulic cutting head 65 mm dia.



ES65E

- ▶ Cuts copper and aluminum cables with light weight steel armouring (depending on cable type)
- ▶ Also suitable for fine stranded cable
- ▶ Safe working due to high ground stability by double stops

Characteristics

- Open cutting head with quick coupling, under no pressure, rotates 360°
- For connecting to hydraulic pumps with 700 bar operating pressure

Technical data	
Cutting range	max. 65 mm dia.
Cutting force	42 kN
Operating pressure	max. 700 bar
Length	425 mm
Weight	4.7 kg

Item	Part No.	
Hydraulic cutting head 65 mm dia.	SDK65	
Scope of supply	Part No.	Page
Carrying bag	TT2	217

Accessories	Part No.	Page
Replacement blade	ES65E	

SDG 85/2 Hydraulic cutting head 85 mm dia.

- ▶ High user safety through cutting head with bolt interlock
- ▶ Exceptionally light and compact design
- ▶ Cuts copper and aluminum cables with light weight steel armouring (depending on cable type)

Characteristics

- Closed cutting head with bolt interlock, flip top style, under no pressure, rotates 360°, with quick coupling
- For connecting to hydraulic drive units with 700 bar operating pressure for the best possible cutting results
- Handle enables easy handling

Technical data		
Cutting range	max. 85 mm dia.	
Cutting force	60 kN	
Operating pressure	max. 700 bar	
Length	445 mm	
Weight	4.3 kg	
Item	Part No.	
Hydraulic cutting head 85 mm dia.	SDG852	
Scope of supply	Part No.	Page
Carrying bag	TT2	217
Accessories	Part No.	Page
Outer fixed blade	ESG85EF1	
Inner moving blade	ESG85ES1	



ESG85EF1



ESG85ES1

SDG 85 Hydraulic cutting head 85 mm dia.

- ▶ Cuts copper and aluminum cables with light weight steel armouring (depending on cable type)
- ▶ Suitable for fine stranded cable and telecommunication cable
- ▶ Exceptionally light and compact design
- ▶ Safe working due to high ground stability by double stops

Characteristics

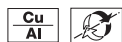
- Open cutting head with quick coupling, under no pressure, rotates 360°
- For connecting to hydraulic pumps with 700 bar operating pressure for best possible cutting results
- Uniform cut by knife guide

Technical data		
Cutting range	max. 85 mm dia.	
Cutting force	30 kN	
Operating pressure	max. 700 bar	
Length	450 mm	
Weight	5.2 kg	
Item	Part No.	
Hydraulic cutting head 85 mm dia.	SDK85	
Scope of supply	Part No.	Page
Carrying bag	TT2	217
Accessories	Part No.	Page
Replacement blade	ES85E	



ES85E

SDG 105 Hydraulic cutting head 105 mm dia.



ESG105EF



ESG105ES

- ▶ Cuts copper and aluminum cables (for armoured cables)
- ▶ 120 kN cutting force for extremely wide cutting range up to 105 mm dia.
- ▶ Exceptionally light and compact design

Characteristics

- Closed cutting head with bolt interlock, under no pressure, rotates 360°, with quick coupling
- Compact design permits cutting also in constricted places
- Handle enables easy handling
- For connecting to hydraulic pumps with 700 bar operating pressure for best possible cutting results

Technical data		
Cutting range	max. 105 mm dia.	
Cutting force	120 kN	
Operating pressure	max. 700 bar	
Length	432 mm	
Weight	7.7 kg	
Item	Part No.	
Hydraulic cutting head 105 mm dia.	SDG105	
Scope of supply	Part No.	Page
Carrying bag	TT2	217
Accessories	Part No.	Page
Inner moving blade	ESG105ES	
Outer fixed blade	ESG105EF	

SDK 105 Hydraulic cutting head 105 mm dia.



ES105E

- ▶ Cuts copper and aluminum cables with light weight steel armouring (depending on cable type)
- ▶ Extremely wide cutting range up to 105 mm dia. – also for fine stranded cables
- ▶ Exceptionally light and compact design
- ▶ Safe working due to high ground stability by double stops

Characteristics

- Open cutting head with quick coupling, under no pressure, rotates 360°
- For connecting to hydraulic pumps with 700 bar operating pressure for best possible cutting results
- High ground stability by double stops

Technical data		
Cutting range	max. 105 mm dia.	
Cutting force	74 kN	
Operating pressure	max. 700 bar	
Length	510 mm	
Weight	7.7 kg	
Item	Part No.	
Hydraulic cutting head 105 mm dia.	SDK105	
Scope of supply	Part No.	Page
Carrying bag	TT4	217
Accessories	Part No.	Page
Replacement blade	ES105E	

SDK 120 Hydraulic cutting head 120 mm dia.

- ▶ Cuts copper and aluminum cables with light weight steel armouring (depending on cable type)
- ▶ Extremely wide cutting range up to 120 mm dia. – also for fine stranded cables
- ▶ Exceptionally light and compact design
- ▶ Safe working due to high ground stability by double stops

Characteristics

- Open cutting head with quick coupling, under no pressure, rotates 360°
- High ground stability by double stops
- For connecting to hydraulic drive units with 700 bar operating pressure for the best possible cutting results

Technical data	
Cutting range	max. 120 mm dia.
Cutting force	55 kN
Operating pressure	max. 700 bar
Length	538 mm
Weight	8.7 kg

Item	Part No.	Page
Hydraulic cutting head 120 mm dia.	SDK120	
Scope of supply	Part No.	Page
Carrying bag	T14	217

Accessories	Part No.	Page
Replacement blade	ES120E	



ES120E

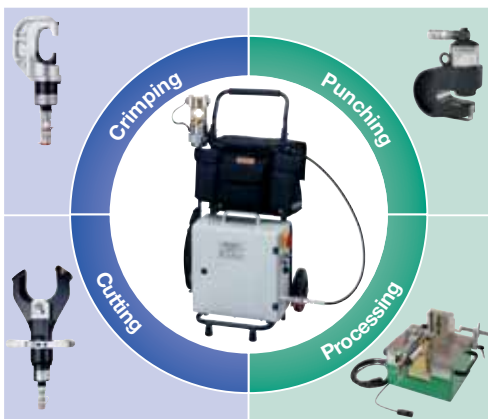


Drive with a system.

Hydraulic drive units for Klauke tools.

Klauke stands for connections with system. This applies for both tool and connecting material combinations as well as for individual components within hydraulic tools and systems. All system pumps are capable of driving all Klauke crimping, cutting and universal heads. In addition, individual types with appropriate functions can also be connected to the Bus Bar Tool centre.

All system pumps are precisely matched to Klauke tools and generate 700 bar pressure.



- **System pumps with 700 bar pressure:**
 - Foot pumps
 - Electric pumps for 115 V to 400 V
 - 18 V battery powered hydraulic pump, with Li-ion technology.
- **For driving:**
 - Crimping heads and crimping tools for workbench mounting
 - Cutting heads
 - Bus bar processing centres.

Currently the only electro-hydraulic drive unit on the market, the **EHP 4** offers the option of regulating the piston feed speed. This means the optimum speed can be selected for every application.

FHP 2 Foot pump 700 bar


- ▶ Two-stage hydraulics
- ▶ Manual retraction in case of need and at high pressure end
- ▶ Sturdy design

Characteristics

- For the operation of hydraulic crimping and cutting heads
- Automatic pressure switch off

Technical data		
Operating pressure	max. 700 bar	
Weight	12 kg	
Item	Part No.	
Foot pump 700 bar	FHP2	
Scope of supply	Part No.	Page
Hydraulic hose, 2m	HS22	402

Accessories	Part No.	Page
Hydraulic hose, 3m	HS23	402
Hydraulic hose, 4m	HS24	402
Hydraulic hose, 5m	HS25	402
Hydraulic hose, 6m	HS26	402
Hydraulic hose, 8m	HS28	402
Hydraulic hose, 10m	HS210	402
Digital meter for force and pressure measurement	TC1U	406
Pressure sensor 1000 bar	TP1000	406



PHD 2 Pneumatic hydraulic booster, 700 bar

- ▶ Manual retraction in case of need and at high pressure end

Characteristics

- For the operation of hydraulic crimping and cutting heads

Technical data		
Required air pressure	max. 6 bar	
Operating pressure	max. 700 bar	
Weight	6.3 kg	
Item	Part No.	
Pneumatic-hydraulic pressure transmitter	PHD2	
Scope of supply	Part No.	Page
Hydraulic hose, 2m	HS22	402

Accessories	Part No.	Page
Hydraulic hose, 3m	HS23	402
Hydraulic hose, 4m	HS24	402
Hydraulic hose, 5m	HS25	402
Hydraulic hose, 6m	HS26	402
Hydraulic hose, 8m	HS28	402
Hydraulic hose, 10m	HS210	402
Digital meter for force and pressure measurement	TC1U	406
Pressure sensor 1000 bar	TP1000	406



EHP 2 Electro hydraulic drive unit 400 V, 700 bar



► Compact dimensions and low weight combined with high conveying capacity

Characteristics

- With three-phase motor
- For the operation of hydraulic crimping and cutting heads
- Hydraulic hose, 2 m
- Connecting cable, 4 m
- Three-stage safety foot switch
- Electronic control
- 70% power-on time

Technical data	
Version	Three-phase motor
Rated output	0.55 kW
Motor voltage	360 V - 440 V / 50 Hz
Capacity	0.82 l / min.
Operating pressure	max. 700 bar
Weight	22.9 kg
Operating mode	70% power-on time

Item	Part No.	
Electro-hydraulic pump, 700 bar	EHP2380	
Scope of supply	Part No.	Page
Hydraulic hose, 2m	HS22	402
Foot switch for electro-hydraul. pumps EHP 2 to EHP 4 and HK 12/2 EL	FTA1	402

Accessories	Part No.	Page
Transport trolley for electro-hydraulic pump EHP 2	TW50	401
Two-hand safety controller for pumps EHP 2 to EHP 4	ZST3	402
Hydraulic hose, 3m	HS23	402
Hydraulic hose, 4m	HS24	402
Hydraulic hose, 5m	HS25	402
Hydraulic hose, 6m	HS26	402
Hydraulic hose, 8m	HS28	402
Hydraulic hose, 10m	HS210	402
Digital meter for force and pressure measurement	TC1U	406
Pressure sensor 1000 bar	TP1000	406
Adapter Klauke sleeve to Greenlee plug	CMGSK	

EHP 3 Electro hydraulic drive unit 400 V, 700 bar

- ▶ Continuous operation
- ▶ High conveying capacities with compact dimensions

Characteristics

- With three-phase motor
- For the operation of hydraulic crimping and cutting heads
- Hydraulic hose, 2 m
- Connecting cable, 4 m
- Three-stage safety foot switch
- Electronic control

Technical data	
Version	Three-phase motor
Rated output	1.1 kW
Motor voltage	360 V - 440 V / 50 - 60 Hz
Capacity	0.9 l / min.
Operating pressure	max. 700 bar
Weight	40.9 kg
Operating mode	100% power-on time

Item	Part No.	
Electro-hydraulic pump, 700 bar	EHP3	
Scope of supply	Part No.	Page
Hydraulic hose, 2m	HS22	402
Foot switch for electro-hydraul. pumps EHP 2 to EHP 4 and HK 12/2 EL	FTA1	402

Accessories	Part No.	Page
Two-hand safety controller for pumps EHP 2 to EHP 4	ZST3	402
Hydraulic hose, 3m	HS23	402
Hydraulic hose, 4m	HS24	402
Hydraulic hose, 5m	HS25	402
Hydraulic hose, 6m	HS26	402
Hydraulic hose, 8m	HS28	402
Hydraulic hose, 10m	HS210	402
Digital meter for force and pressure measurement	TC1U	406
Pressure sensor 1000 bar	TP1000	406
Transport trolley for electro-hydraulic pump EHP 3	TWEHP3	401
Adapter Klauke sleeve to Greenlee plug	CMGSK	



EHP 4 Electro hydraulic drive unit, 700 bar



- ▶ Manually adjustable piston stroke speed / volume of the pump
- ▶ Closed, compact and lockable housing (IP54 or higher) to protect against humidity, dust and unauthorised manipulation
- ▶ High capacity

Characteristics

- Compatibility with hydraulic crimping and cutting heads of Klauke
- To connect bus bar tool centre with adapter CMGSK
- For use in conjunction with the LSK 120 with adapter CMGSK for punching bus bars
- Compatibility with Greenlee punching tools (round and special shape punches) with adapter CMGSK
- Manually adjustable piston stroke speed / volume of the pump

Order info

- The hydraulic pumps can be individually configured as customer-specific system.

Technical data	
Version	AC
Rated output	0.75 kW
Motor voltage	EHP4115: 115V/50 Hz, EHP4230: 230V/50 Hz
Capacity	0.82 l / min.
Operating pressure	max. 700 bar
Weight	28.3 kg
Operating mode	70% power-on time

Item	Part No.	
Electro-hydraulic pump, 115 V	EHP4115	
Electro-hydraulic pump, 230 V	EHP4230	
Scope of supply		Page
Hydraulic hose, 3m	HS23	402
Foot switch for electro-hydraul. pumps EHP 2 to EHP 4 and HK 12/2 EL	FTA1	402

Accessories	Part No.	Page
Two-hand safety controller for pumps EHP 2 to EHP 4	ZST3	402
Hydraulic hose, 3m	HS23	402
Hydraulic hose, 4m	HS24	402
Hydraulic hose, 5m	HS25	402
Hydraulic hose, 6m	HS26	402
Hydraulic hose, 8m	HS28	402
Hydraulic hose, 10m	HS210	402
Digital meter for force and pressure measurement	TC1U	406
Pressure sensor 1000 bar	TP1000	406
Transport trolley for electro-hydraulic pump EHP 4	TW150	401
Adapter Klauke sleeve to Greenlee plug	CMGSK	

AHP 700-L Battery powered hydraulic pump, 700 bar

- ▶ Compact and lightweight for mobile use
- ▶ High capacity
- ▶ Suitable for operating all single-acting Klauke crimping, cutting and punching tools with 700 bar operating pressure

Characteristics

- Programme-switching between crimping, cutting, and punching
- Housing from impact-resistant, fibreglass reinforced polyamide
- Large display for monitoring, diagnostics and setting the pump
- Two powerful, high-capacity Li-Ion batteries
- High-performance motor for maximum operating speed
- Automatic retraction
- Manual retract in case of need
- Manual retract interrupt with "teach in" (MRS+)
- Remote control with cable for easy operation of the battery-operated pump
- Integrated storage compartment for storing the remote control
- Multifunction LED for maintenance control, charge level indicator of the batteries and for data transmission to PC via USB adapter
- Environmentally-friendly hydraulic oil, quickly biodegradable
- All high-pressure hoses have coupling plug and coupling sleeve, oil filled
- Shoulder strap with padding for high wearing comfort

Order info

- Also available in country-specific version, part number appendix „C“



Technical data	
Battery voltage	18 V
Battery capacity	2 x 3.0 Ah, Li-Ion
Charging time	22 min.
Weight incl. battery	(with two batteries) approx. 6.4 kg
Ambient temperature	-12°C to +40 °C
Operating pressure	max. 700 bar
Max. oil volume;	approx. 800 ml
Dimensions	H x W x D: 330 x 160 x 280 mm

Item	Part No.		
Battery powered hydraulic pump, 700 bar	AHP700L		
Scope of supply	Part No.	Quantity	Page
Battery 18 V / 3.0 Ah, Li-Ion (54 Wh)	RAL2	2	398
Quick-charger for 18V Li-Ion batteries, 230 V	LGL1	1	400
Hydraulic hose, 2m, oil filled	HSOEL2	1	403
Carrying strap with shoulder padding	TG3	1	
Carrying bag	TT2	1	217
Remote control with 1.5 m cable	HTA4	1	404

Accessories	Part No.	Page
Hydraulic hose, 3m, oil filled	HSOEL3	403
Hydraulic hose, 4m, oil filled	HSOEL4	403
Hydraulic hose, 5m, oil filled	HSOEL5	403
Hydraulic hose, 6m, oil filled	HSOEL6	403
Hydraulic hose, 8m, oil filled	HSOEL8	403
Hydraulic hose, 10m, oil filled	HSOEL10	403
18 V mains adapter for 240 V Voltage	NG2230	399
USB adapter	PGA1	408
Digital meter for force and pressure measurement	TC1U	406
Two-hand safety control for battery powered hydraulic pump AHP 700-L	ZST4	402
Foot switch for battery powered hydraulic pump AHP 700-L	FTA4	402
Pressure sensor 1000 bar	TP1000	406




System solutions

for special requirements.

Hydraulic systems for crimping, cutting, bending and punching.

Hydraulic systems offer a host of applications: crimping especially large connecting materials, cutting cables with large diameters or cutting potentially live cables. The scope of supply includes drive units, tools, high-pressure hoses and transport aids such as boxes or trolleys.

Thanks to the various drive types, for instance with foot pump, hydraulic pumps without an external energy supply or driven by electric motors, there's a solution for every application.



- Hydraulic crimping system to 450 kN.
- Hydraulic cutting systems to 120 mm dia.
- GS-tested safety cutting tools.



■ Ideal for large cross sections and diameters.

- ▶ Crimping systems with 1000 kN crimping force for nominal cross sections up to 1600 mm².
- ▶ Hydraulic cutting systems for copper and aluminum cables without armouring up to 120 mm dia.
- ▶ Extremely sturdy crimping and cutting heads.
- ▶ **Systems can be configured** with various hose lengths from 2 m to 10 m.
- ▶ Drive via foot or 230 V and 400 V electric pumps.



Benefits:

- ▶ Perfectly matched crimping and cutting systems are available for frequent applications.
- ▶ Systems with foot pumps work without an external power supply and are ideal for mobile use.
- ▶ Crimping and cutting systems with electric pumps offer increased comfort.
- ▶ The various hose lengths allow optimised adjustment to individual working situations.


■ Safe cutting operations even on live cables.

- ▶ Tested safety cutting devices for cutting live cables.
- ▶ Tested tools certified to GS.
- ▶ With electro-hydraulic drive or with foot pump.

Benefits:

- ▶ Increased safety **since live cables can be cut without risk**.
- ▶ These cutting tools, tested by the government safety organisation, offer the highest possible level of safety for the user.
- ▶ Thanks to its compact design, the battery powered hydraulic version is much lighter than alternative systems.



HK 25/2 Hydraulic crimping tool with foot pump 16 - 625 mm²

- ▶ Extremely wide cross section range up to 625 mm²
- ▶ Hydraulic system with 250 kN crimping force
- ▶ Foot pump with two-stage hydraulics

Characteristics

- For interchangeable dies, series 25, wide crimping
- H-Form crimping head with quick coupling, under no pressure, rotates 360°
- Manual retraction in case of need and at high pressure end

Order info

- The wide choice of available crimping dies can be found in the catalogue, chapter "Crimping dies" under Series 25.

Technical data		
Crimping force	250 kN	
Crimping range	16 - 625 mm ²	
Operating pressure	max. 700 bar	
Weight	17.6 kg	
Item	Part No.	
Hydraulic crimping tool with foot pump 16 - 625 mm ²	HK252	
Scope of supply		Page
Hydraulic hose, 2m	HS22	402
Steel carrying case	MKU	216
Accessories		Page
Hydraulic hose, 3m	HS23	402
Hydraulic hose, 4m	HS24	402
Hydraulic hose, 5m	HS25	402
Hydraulic hose, 6m	HS26	402
Hydraulic hose, 8m	HS28	402
Hydraulic hose, 10m	HS210	402
Digital meter for force and pressure measurement	TC1U	406
Pressure sensor 1000 bar	TP1000	406

HK 45 Hydraulic crimping tool with foot pump 120 - 1,000 mm²


- ▶ Extremely large cross section range to 1000 mm²
- ▶ Hydraulic system with 450 kN crimping force
- ▶ Foot pump with two-stage hydraulics

Characteristics

- For interchangeable dies, series 45, wide crimping
- Crimping head, H-shape with quick coupling
- Manual retraction in case of need and at high pressure end
- High-pressure hose, 2 m

Order info

- The wide choice of available crimping dies can be found in the catalogue, chapter "Crimping dies" under Series 45.



Technical data	
Crimping force	450 kN
Crimping range	120 - 1,000 mm ²
Operating pressure	max. 700 bar
Weight	23 kg

Item	Part No.
Hydraulic crimping tool with foot pump 120 - 1000 mm ²	HK45

Scope of supply	Part No.	Page
Hydraulic hose, 2m	HS22	402
Steel carrying case	MKU	216

Accessories	Part No.	Page
Hydraulic hose, 3m	HS23	402
Hydraulic hose, 4m	HS24	402
Hydraulic hose, 5m	HS25	402
Hydraulic hose, 6m	HS26	402
Hydraulic hose, 8m	HS28	402
Hydraulic hose, 10m	HS210	402
Digital meter for force and pressure measurement	TC1U	406
Pressure sensor 1000 bar	TP1000	406

HK 12/2 EL/380 Hydraulic crimping tool with pump 400V, 16 - 400 mm²

13

12 ton



400V

- ▶ Large cross section range up to 400 mm²
- ▶ C-head with 42 mm opening width
- ▶ For mobile use due to transport trolley and long cable

Characteristics

- For interchangeable dies, series 13, wide crimping
- C-Form crimping head with quick coupling, under no pressure, rotates 360°
- Electronic control with three-phase motor

Order info

- The wide choice of available crimping dies can be found in the catalogue, chapter "Crimping dies" under Series 13.

Technical data	
Crimping force	120 kN
Crimping range	16 - 400 mm ²
Version	Three-phase motor 400 V
Rated output	0.55 kW
Motor voltage	360 V - 440 V / 50 Hz
Capacity	0.82 l / min.
Operating pressure	max. 700 bar
Weight	44.5 kg

Item	Part No.	
Crimping tool with pump, 16 - 400 mm ² , 400 V	HK122EL380	
Scope of supply	Part No.	Page
Hydraulic hose, 2m	HS22	402
Foot switch for electro-hydraul. pumps EHP 2 to EHP 4 and HK 12/2 EL	FTA1	402
Transport trolley for electro-hydraulic pump EHP 2	TW50	401

Accessories	Part No.	Page
Hydraulic hose, 3m	HS23	402
Hydraulic hose, 4m	HS24	402
Hydraulic hose, 5m	HS25	402
Hydraulic hose, 6m	HS26	402
Hydraulic hose, 8m	HS28	402
Hydraulic hose, 10m	HS210	402
Two-hand safety controller for pumps EHP 2 to EHP 4	ZST3	402
Digital meter for force and pressure measurement	TC1U	406
Pressure sensor 1000 bar	TP1000	406

HK 25/2 EL/380 Hydraulic crimping tool with pump 400 V, 16 - 625 mm²

- ▶ Extremely wide cross section range up to 625 mm²
- ▶ Crimping head, H-shape
- ▶ For mobile use due to transport trolley and long cable

Characteristics

- For interchangeable dies, series 25, wide crimping
- H-Form crimping head with quick coupling, under no pressure, rotates 360°
- Electronic control with three-phase motor

Order info

- The wide choice of available crimping dies can be found in the catalogue, chapter "Crimping dies" under Series 25.

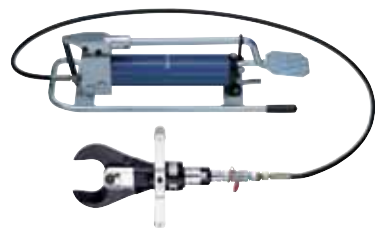
Technical data	
Crimping force	250 kN
Crimping range	16 - 625 mm ²
Version	Three-phase motor 400 V
Rated output	0.55 kW
Motor voltage	360 V - 440 V / 50 Hz
Capacity	0.82 l / min.
Operating pressure	max. 700 bar
Weight	45.9 kg

Item	Part No.	
Crimping tool with pump, 16 - 625 mm ² , 400 V	HK252EL380	
Scope of supply	Part No.	Page
Hydraulic hose, 2m	HS22	402
Foot switch for electro-hydraul. pumps EHP 2 to EHP 4 and HK 12/2 EL	FTA1	402
Transport trolley for electro-hydraulic pump EHP 2	TW50	401

Accessories	Part No.	Page
Hydraulic hose, 3m	HS23	402
Hydraulic hose, 4m	HS24	402
Hydraulic hose, 5m	HS25	402
Hydraulic hose, 6m	HS26	402
Hydraulic hose, 8m	HS28	402
Hydraulic hose, 10m	HS210	402
Two-hand safety controller for pumps EHP 2 to EHP 4	ZST3	402
Digital meter for force and pressure measurement	TC1U	406
Pressure sensor 1000 bar	TP1000	406



AS 65 FHP Hydraulic cutting tool with foot pump, 65 mm dia.



- ▶ Cuts copper and aluminum cables with light weight steel armouring (depending on cable type)
- ▶ Also suitable for fine stranded cable
- ▶ Safe working due to high ground stability by double stops
- ▶ Foot pump with two-stage hydraulics

Characteristics

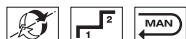
- Open cutting head with quick coupling, under no pressure, rotates 360°
- Manual retraction in case of need and at high pressure end
- Hydraulic hose, 2 m

Technical data

Cutting range	max. 65 mm dia.
Operating pressure	max. 700 bar
Weight	16.7 kg

Item	Part No.	
Hydraulic cutting tool with foot pump 65 mm dia.	AS65FHP	
Scope of supply	Part No.	Page
Hydraulic hose, 2m	HS22	402
Steel carrying case	MKU	216

Accessories	Part No.	Page
Hydraulic hose, 3m	HS23	402
Hydraulic hose, 4m	HS24	402
Hydraulic hose, 5m	HS25	402
Hydraulic hose, 6m	HS26	402
Hydraulic hose, 8m	HS28	402
Hydraulic hose, 10m	HS210	402
Digital meter for force and pressure measurement	TC1U	406
Pressure sensor 1000 bar	TP1000	406
Replacement blade	ES65E	



ES65E

AS 105 FHP / AS 120 FHP Hydraulic cutting tools with foot pump, 105 and 120 mm dia.

- ▶ Cuts copper and aluminum cables with light weight steel armouring (depending on cable type)
- ▶ Suitable for fine stranded cable and telecommunication cable
- ▶ Safe working due to high ground stability by double stops
- ▶ Extremely wide cutting range up to 120 mm dia., also for fine stranded cables

Characteristics

- Foot pump with two-stage hydraulics
- Open cutting head with quick coupling, under no pressure, rotates 360°
- Manual retraction in case of need and at high pressure end
- Hydraulic hose, 2 m



Technical data	
Cutting range	AS 105 FHP: max. 105 mm dia., AS120FHP: max. 120 mm dia.
Cutting force	AS105FHP: 74 kN, AS120FHP: 55 kN
Operating pressure	max. 700 bar
Weight	AS105FHP: 19.7 kg, AS120FHP: 20.7 kg

Item	Part No.	
Hydraulic cutting tool with foot pump 105 mm dia.	AS105FHP	
Hydraulic cutting tool with foot pump 120 mm dia.	AS120FHP	
Scope of supply		
Hydraulic hose, 2m	HS22	402
Steel carrying case	MKU	216

Accessories	Part No.	Page
Hydraulic hose, 3m	HS23	402
Hydraulic hose, 4m	HS24	402
Hydraulic hose, 5m	HS25	402
Hydraulic hose, 6m	HS26	402
Hydraulic hose, 8m	HS28	402
Hydraulic hose, 10m	HS210	402
Digital meter for force and pressure measurement	TC1U	406
Pressure sensor 1000 bar	TP1000	406
Replacement blade	ES105E	
Replacement blade	ES120E	



ES105E



ES120E

SSG Hydraulic safety cutting unit with foot pump up to max. 105 mm dia.



Klauke® safety cutter

- ▶ BG-tested safety cutting unit guarantees safe cuts of live copper and aluminum cables without steel armouring up to a rated voltage of 60 kV
- ▶ Single-conductor live cables without steel armouring can be cut under voltage of up to 110 kV/60 Hz

Characteristics

- Cutting head with quick coupling, 360° rotatable
- Two-stage hydraulics
- Manual retraction in case of need and at high pressure end
- Safety high-pressure hose, 10 m

Technical data	SSG65	SSGG85	SSG105	SSGG105
Head type	open (SSK65)	closed (SSK85)	open (SSK105)	Closed (SSGG105)
Cutting range	max. 65 mm dia. (depending on cable type)	max. 85 mm dia. (depending on cable type)	max. 105 mm dia. (depending on cable type)	max. 105 mm dia. (depending on cable type)
Operating pressure	625 bar	625 bar	625 bar	625 bar
Hydraulic oil	Special oil Rivolta S.B.H.11	Special oil Rivolta S.B.H.11	Special oil Rivolta S.B.H.11	Special oil Rivolta S.B.H.11
Weight	16.0 kg	16.0 kg	19.0 kg	19.0 kg
Ambient temperature	-20°C to +40 °C	-20°C to +40 °C	-20°C to +40 °C	-20°C to +40 °C



SSK65



SSK85



SSK105



SSKG105

Item	Part No.
Hydraulic safety cutting unit with foot pump max. 65 mm dia.	SSG65
Hydraulic safety cutting unit with foot pump max. 85 mm dia.	SSGG85
Hydraulic safety cutting unit with foot pump max. 105 mm dia.	SSG105
Hydraulic safety cutting unit with foot pump max. 105 mm dia.	SSGG105

Scope of supply	Part No.	Page
Safety/hydraulic hose, 10 m		
Earthing kit	EG1	
Steel carrying case	MKSSG	

Accessories	Part No.	Page
Heat protection cover 1.80 m x 1.80 m	HSD1	
Heat protection cover 1.20 m x 0.90 m	HSD2	
Heat protection cover 0.45 m x 0.60 m	HSD3	

Replacement blade for	SSG65	SSGG85	SSG105	SSGG105
ES65E	•			
ES105E			•	
ESG85EF1		•		
ESG85ES1		•		
ESG105EF				•
ESG105ES				•

ESSG Battery powered hydraulic safety cutting units up to max. 105 mm dia.

- ▶ BG-tested safety cutting unit guarantees safe cuts of live copper and aluminum cables without steel armouring up to a rated voltage of 60 kV
- ▶ Single-conductor lives cables without steel armouring can be cut under voltage of up to 110 kV/60 Hz
- ▶ Powerful 3.3 Ah Li-Ion battery

Characteristics

- 2-stage hydraulic system with fast feed and power stroke
- Quick motor stop for high user safety
- Electronic control
- Multifunction LED for maintenance control and charging display of the battery
- LED display for service interval after 250 cuts
- 10 m non-conducting high-pressure hose with a coupling to connect to pump ESSG-L



Klauke® safety cutter

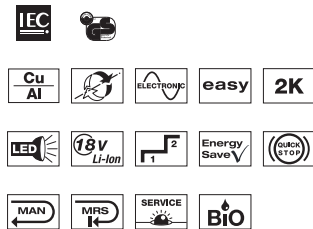
Technical data	ESSG65I	ESSGG85L	ESSG105L
Head type	open (SSK65)	closed (SSKG85)	open (SSK105)
Cutting range	max. 65 mm dia. (depending on cable type)	max. 85 mm dia. (depending on cable type)	max. 105 mm dia. (depending on cable type)
Cutting force	35 kN	60 kN	80 kN
Cutting time	approx. 21 s 40 s	approx. 21 s 40 s	approx. 21s 40 (depending on cable sizes)
Operating pressure	625 bar	625 bar	625 bar
Battery voltage	18 V	18 V	18 V
Battery capacity	3.3 Ah, Li-Ion	3.3 Ah, Li-Ion	3.3 Ah, Li-Ion
Charging time	60 min.	60 min.	60 min.
Hydraulic oil	Special oil Rivolta S.B.H.11	Special oil Rivolta S.B.H.11	Special oil Rivolta S.B.H.11
Weight	10.12 kg	9.98 kg	13.13 kg
Ambient temperature	-20°C to +40 °C	-20°C to +40 °C	-20°C to +40 °C

Item	Part No.
Battery powered hydraulic safety cutting unit, max. Ø 65 mm	ESSG65L
Battery powered hydraulic safety cutting unit, max. Ø 85 mm	ESSGG85L
Battery powered hydraulic safety cutting unit, max. Ø 105 mm	ESSG105L

Scope of supply	Part No.	Page
Battery 18 V / 3.3 Ah, Li-Ion (54 Wh)	RAL3	398
Charger for 18 V Li-Ion batteries	LGL3	401
Plastic case for ESSG65L and ESSG105L	KKESSGL	
Plastic case for ESSGG85L	KKESSGG85L	
Earthing kit	EG1	

Accessories	Part No.	Page
Heat protection cover 1.80 m x 1.80 m	HSD1	394
Heat protection cover 1.20 m x 0.90 m	HSD2	394
Heat protection cover 0.45 m x 0.60 m	HSD3	394
USB adapter	PGA1	408

Replacement blade for	ESSG65L	ESSGG85L	ESSG105L
ES65E	•		
ES105E			•
ESG85EF1		•	
ESG85ES1		•	



SSK65



SSKG85



SSK105

Power packs, hoses and more for your tools.

Accessories for hydraulic tools.

The accessories for our hydraulic tools give you greater flexibility when using Klauke tools. Additional operating components, as well as high-pressure hoses in various lengths, permit individual system solutions. The NG2 power supply unit turns every 18 V tool into a mains-powered tool in no time.

The new generation of batteries for our tools offers a great number of benefits. At 18 V rated voltage and a capacity of 3.0 Ah, these batteries offer 50% more energy than predecessor models for even more crimping and cutting operations. They are also much lighter, and thanks to Li-ion technology, there's no memory effect during charging and discharging. Due to a minimum self-discharge of the batteries, the tools are practically always ready for use.



The power packs in NG2/230 and NG2/115 are capable of operating all tools in the Klauke® mini+, Klauke® ultra, Klauke® ultra+ and Klauke® multi series.

- Batteries and chargers for Klauke hydraulic tools.
- Power packs for 115 V and 230 V.
- Hand and foot control units.
- Hoses, sleeves, connectors and nipples.

RAM 2 Battery 9.6 V / 2.0 Ah, NiMH (19.6 Wh)

Characteristics

- For battery operated hydraulic tools of Klauke-Mini Series
- Environmentally friendly by NiMH technology

Technical data	
Battery voltage	9.6 V
Battery capacity	2.0 Ah, NiMH
Charging time	With LG4F: 40 min., with LG5: 15 min.
Cell technology	NiMH
Weight	0.4 kg
Item	Part No.
Battery 9.6 V / 2.0 Ah, NiMH (19.6 Wh)	RAM2



RAM 3 Battery 9.6 V / 3.0 Ah, NiMH (28.8 Wh)

Characteristics

- For battery operated hydraulic tools of Klauke-Mini Series
- Environmentally friendly by NiMH technology
- High battery capacity

Technical data	
Battery voltage	9.6 V
Battery capacity	3.0 Ah
Charging time	With LG4F: 40 min., with LG5: 15 min.
Cell technology	NiMH
Weight	0.5 kg
Item	Part No.
Battery 9.6 V / 3.0 Ah, NiMH (28.8 Wh)	RAM3



RA 5 Battery 12 V / 3.0 Ah, NiMH (36 Wh)

Characteristics

- Compatible with all Klauke 12 V battery powered hydraulic tools
- Environmentally friendly by NiMH technology
- High battery capacity

Technical data	
Battery voltage	12 V
Battery capacity	3.0 Ah
Charging time	With LG4F: 40 min., with LG5: 15 min.
Ambient temperature	-20°C to +40 °C
Cell technology	NiMH
Weight	0.6 kg
Item	Part No.
Battery 12 V / 3.0 Ah, NiMH (36 Wh)	RA5



RAL 1 Battery 18 V / 1.3 Ah, Li-Ion (23.4 Wh)



Characteristics

- For battery powered hydraulic tools of Klauke-Mini+ Series
- No memory effect
- Extremely low self-discharge
- Light weight (40% lighter than comparable NiMH batteries)

Technical data	
Battery voltage	18 V
Battery capacity	1.3 Ah
Charging time	With LGL1: 15 min.
Cell technology	Li-Ion
Weight	0.4 kg
Item	Part No.
Battery 18 V / 1.3 Ah, Li-Ion (23.4 Wh)	RAL1

RAL 2 Battery 18 V / 3.0 Ah, Li-Ion (54 Wh)



Characteristics

- For battery powered hydraulic tools of Klauke-Mini+, Klauke Ultra, Klauke Ultra+ and Klauke Multi Series
- No memory effect
- Extremely low self-discharge
- Light weight (40% lighter than comparable NiMH batteries)

Technical data	
Battery voltage	18 V
Battery capacity	3.0 Ah
Charging time	With LGL1: 22 min.
Cell technology	Li-Ion
Weight	0.6 kg
Item	Part No.
Battery 18 V / 3.0 Ah, Li-Ion (54 Wh)	RAL2

RAL 3 Battery 18 V / 3.3 Ah, Li-Ion (54 Wh)



Characteristics

- For safety cutting units
- No memory effect
- Extremely low self-discharge
- Light weight (40% lighter than comparable NiMH batteries)

Technical data	
Battery voltage	18 V
Battery capacity	3.3 Ah
Charging time	With LGL3: 60 min.
Ambient temperature	-20°C to +40 °C
Cell technology	Li-Ion
Weight	0.6 kg
Item	Part No.
Battery 18 V / 3.3 Ah, Li-Ion (54 Wh)	RAL3

NG2 Mains adapter 18 V for 120 V resp. 230 V mains voltage

Suitable for

- All Klauke tools with 18 V all-mains sets

Characteristics

- Temperature protection
- Current limiter
- Overload protection 250 V
- Cable lengths: 5 m



Technical data	
Mains supply	120 V / 230 V
Voltage range	18 V
Weight	0.8 kg
Item	Part No.
18 V mains adapter for 120 V Voltage	NG2115
18 V mains adapter for 230 V Voltage	NG2230

LG 4 F Charger for NiCd and NiMH batteries

Characteristics

- For all Klauke 9.6 V and 12 V batteries

Technical data	
Charging time	40-60 min.
Ambient temperature	-20°C to +40 °C
Mains supply	AC: 230 V
Voltage range	7.2V / 9.6V / 12V / 14.4V DC
Weight	0.5 kg
Item	Part No.
Charger for NiCd and NiMH batteries	LG4F



LG 5 Quick charger for NiCd and NiMH batteries

Characteristics

- For all Klauke 9.6 V and 12 V batteries

Technical data	
Charging time	NiCd: 10 - 60 min, NiMH: 20 - 30 min.
Mains supply	AC: 230 V
Voltage range	7.2V / 9.6V / 12V / 14.4V DC
Weight	1.3 kg
Item	Part No.
Quick charger for NiCd and NiMH batteries, 230 V mains power	LG5



LG 6 Car charger 12 V for NiCd and NiMH batteries



Characteristics

- For all Klauke 9.6 V and 12 V batteries
- Connection to car cigarette lighter

Technical data	
Charging time	NiCd: 45 - 70 min, NiMH: 45 - 75 min.
Mains supply	AC: 12 V
Voltage range	7.2V / 9.6V / 12V / 14.4V DC
Weight	0.6 kg
Item	Part No.
12V car charger for NiCd and NiMH batteries	LG6

LGL 1 Quick charger for 18V Li-Ion-Batteries



Characteristics

- For all Klauke Li-Ion Batteries with 18 V

Technical data	
Charging time	With RAL1: 15 min., with RAL2: 22 min.
Mains supply	230 V AC
Voltage range	18 V
Weight	1.0 kg
Item	Part No.
Quick-charger for 18V Li-Ion batteries, 230 V	LGL1

LGL 2 Car charger 12 V for 18 V Li-Ion batteries



Characteristics

- For all Klauke Li-Ion Batteries with 18 V
- Connection to car cigarette lighter

Technical data	
Charging time	With RAL1: 15 min., with RAL2: 22 min.
Mains supply	12 V
Voltage range	18 V
Weight	1.0 kg
Item	Part No.
12V car charger for 18V Li-Ion batteries	LGL2

LGL 3 Charger for 18 V Li-Ion batteries

Characteristics

- For 18 V / 3.3 Ah Li-Ion batteries
- Charger for safety cutting unit batteries

Technical data	
Charging time	60 min.
Mains supply	220 - 240 V
Voltage range	18 V
Weight	0.6 kg
Item	Part No.
Charger for 18 V Li-Ion batteries	LGL3



TW 50 / TW EHP 3 Transport trolley for electro-hydraulic pumps

Characteristics

- For electro hydraulic pumps EHP2 and EHP3
- Weight: TW50 - 11.1 kg / TWEHP3 - 12 kg

Item	Part No.
Transport trolley for electro-hydraulic pump EHP 2	TW50
Transport trolley for electro-hydraulic pump EHP 3	TWEHP3



TW 150 Transport trolley for electro-hydraulic pump EHP 4

Characteristics

- Weight: 8.7 kg

Item	Part No.
Transport trolley for electro-hydraulic pump EHP 4	TW150



FTA 3 / FTA 4 Two-hand safety control for hydraulic pumps



Characteristics

- For pumps: EHP 2, EHP 3, EHP 4 and AHP 700-L
- Connecting cable, 10 m

Item	Part No.
Two-hand safety controller for pumps EHP 2 to EHP 4	ZST3
Two-hand safety control for battery powered hydraulic pump AHP 700-L	ZST4

FTA 1 / FTA 4 Foot switch for pumps



Characteristics

- For pumps: EHP 2, EHP 3, EHP 4, HK 12/2 EL, AHP 700-L
- Connecting cable FTA 1: 10 m, FTA 4: 5 m

Item	Part No.
Foot switch for electro-hydraul. pumps EHP 2 to EHP 4 and HK 12/2 EL	FTA1
Foot switch for battery powered hydraulic pump AHP 700-L	FTA4

T 15 Special hydraulic oil



Characteristics

- For all hydraulic pumps, exception: safety cutting units
- Environmentally-friendly hydraulic oil, quickly biodegradable
- 5 l canister

Item	Part No.
Special hydraulic oil	T15

HS 2 Hydraulic hoses



Suitable for

- For hydraulic crimping and cutting systems and pumps
- For connecting to hydraulic pumps FHP 2, PHD 2, EHP 2, EHP 3, EHP 4, HK12/2 EL, HK 25/2 EL, AS 65 FHP, AS 105 FHP, HK 25/2, HK 45

Item	Part No.
Hydraulic hose, 2m	HS22
Hydraulic hose, 3m	HS23
Hydraulic hose, 4m	HS24
Hydraulic hose, 5m	HS25
Hydraulic hose, 6m	HS26
Hydraulic hose, 8m	HS28
Hydraulic hose, 10m	HS210

HS OEL Hydraulic hoses, oil filled

Characteristics

- For battery powered hydraulic pump AHP 700-L

Order info

- Also available in country-specific version, part number appendix "C"

Item	Part No.
Hydraulic hose, 2m, oil filled	HSOEL2
Hydraulic hose, 3m, oil filled	HSOEL3
Hydraulic hose, 4m, oil filled	HSOEL4
Hydraulic hose, 5m, oil filled	HSOEL5
Hydraulic hose, 6m, oil filled	HSOEL6
Hydraulic hose, 8m, oil filled	HSOEL8
Hydraulic hose, 10m, oil filled	HSOEL10



KST 2 Coupler plug

Characteristics

- For hydraulic crimping and cutting systems and pumps
- Including adapter
- Suitable for connecting to hydraulic hoses HS2

Item	Part No.
Coupler plug	KST2



KMF 1 Coupler for crimping and cutting heads

Characteristics

- KMF 1: For connecting to hydraulic crimping/cutting heads: PK 18, PK 22, PK 120/42, PK 120 U, PK 25/2, PK 45, PK 60 VP, PK 60 VP/FT, PK 60 UNV, THK 18, THK 22, THK 120, SDG 45, SDG 50, SDG 55, SDG 85/2, SDG 105, SDK 65, SDK 85, SDK 105, SDK 120
- Includes barrel nipple
- With 1/4" connection (external thread)

Item	Part No.
Coupler for crimping and cutting heads with barrel nipple	KMF1



DNP 2 Barrel nipple

Characteristics

- To connect and to extend hydraulic hoses HS 2

Item	Part No.
Barrel nipple	DNP2



HTA 4 Remote control for hydraulic pump



Characteristics

- For battery powered pump AHP 700-L

Item	Part No.
Remote control with 1.5 m cable	HTA4

Guarantee quality, by tool check.

Force and pressure measuring systems for hydraulic crimping tools.

Klauke hydraulic tools meet the highest quality standards. To maintain this guarantee, frequently used tools and drive units in particular must be inspected on a regular basis. With its various sensors and adapters, the TC 1U is a powerful system for measuring force and pressure.

In enterprises that have a distinct quality management system, in the engineering technology sector for example, customers often expect proof of the tools' actual crimping forces. This Klauke measuring system offers the facility of measuring and documenting the required values on-site.



- Measuring systems for inspecting hydraulic tools and drive units.
- For inspection and documentation under the quality management system.



TC 1 U Digital meter for force and pressure measurement



Characteristics

- Optional: Measuring adapter for measuring the crimping force
- Illuminated LCD display
- Memory for 1 mil. measured values
- USB interface

Item	Part No.	
Digital meter for force and pressure measurement	TC1U	
Scope of supply	Part No.	Page
Switched-mode power supply with international plug adapter EU, UK, US, AUS from 115 V to 230 V	TCCUNI	
Plastic case	KKTC1B	

Measuring Adapter	Tool Series	Required sensor	Part No.	Page
	Measuring adapter, series 50	TF70L	MA50	
	Measuring adapter, series 4	TF70L	MA4	
	Measuring adapter, series 5	TF70L	MA5	
	Measuring adapter, series 18	TF70L	MA18	
	Measuring adapter, series 22	TF70L	MA22	
	Measuring adapter VP	TF70L	MAVP	
	Measuring adapter, series 13	TF130L	MA120	

TF force sensors for measuring the crimping force



Characteristics

- For connecting to TC 1 U with appropriate measuring adapter

Item	Part No.
Force sensor, 70 kN	TF70L
Force sensor, 130 kN	TF130L

TP 1000 / TPC 15 Pressure sensor and connecting cable for measuring oil pressure up to 1000 bar



Characteristics

- For connecting to TC 1 U

Item	Part No.
Pressure sensor 1000 bar	TP1000
Connection cable for pressure sensor TP 1000	TPC15

Intelligent recording - *i-press*®

quality control via software.



Our "Safety Plus" battery powered hydraulic crimping tools are set apart mainly by their intelligent additional functions. The technical highlight is the "Intelligent Pressing System" with integrated pressure sensor which permanently monitors the hydraulic crimp force of every crimping operation. The tools signal deviations from the specified crimping pressure or operating faults with a warning beep and flashing LEDs. For the user this means maximum safety at every single crimping operation. The PGA1 USB Adapter and i-press evaluation software make the "Safety Plus" model series even more intelligent and working with these tools even safer.

The PGA1 USB Adapter and i-press evaluation software allow you to read data from the tools and transmit it to a computer. The i-press software checks the quality of each and every crimping option and provides proof of such quality

to the customer. It is also possible to request further performance parameters, such as the number of crimps, the current consumption in Ah or the operating time.

The i-press software is available in German, English, French and Spanish and can be downloaded from our website free of charge.


All Safety Plus tools are factory-fitted as standard with an optical interface which enables the crimping operation to be read out from a PC or laptop.



The operating mode is very simple:

The recording head is linked to a computer via a USB port. All crimping and machine data are transferred from the tool to the computer and the test certificate indicating date and time is displayed as a pdf document. This is how you record the trouble-free function of the tool. User errors, such as premature stopping and retraction of the hydraulics or other faults that could prevent correct crimps are displayed. You can then print out the test report. Because the system uses the realtime clock of the connected computer, the test reports are recognised by QA systems.

There is also the option of programming individual projects into the tool and creating project-related reports.



PGA 1 USB Adapter



- ▶ Easy connection to PC via USB interface
- ▶ Free download of "ipress" software via www.klauke.com
- ▶ Statistical evaluation of average crimping process of battery powered hydraulic crimping tools

Characteristics

- Documentation of trouble-free function of battery powered hydraulic crimping tools using "Intelligent Pressing System" - IPS
- Statistical evaluation of crimping process
- Suitable to read data from Klauke product line "Generation Safety Plus" and the previous models with multifunction LED
- Transmission of crimping and machine data of tool on the computer
- Test certificate as PDF document with display of date and time

Technical data	
System requirements	From Windows XP
Version	USB 2.0
Length	1.80 m (USB-Kabel)
Weight	315 g
Item	Part No.
USB adapter	PGA1



“ We came up with plenty of ideas for your crimping results. For example, the correct crimping profile for every connecting material.”



Emira Karajkovic,
Supply Chain

Series 50	414
Series 4	416
Series 5	422
Series 18	427
Series 22	433
Series 13	442
Series 25	449
Series 45	455



Nine series to cover every crimping operation.

Crimping dies for Klauke crimping tools.

Klauke crimping dies are set apart by their outstanding durability and highest precision. Only top-quality material is used in production. Precision is the key to production. The dies are subject to a rigid quality control. All dies are bright polished to achieve best possible crimping results.

We offer a broad range of crimping dies for all Klauke tools with interchangeable dies. We guarantee safe electrical connections subject to the use of matched Klauke tools, Klauke dies and Klauke connecting material.


blue connection®

Simple. Safe. Efficient.

























Blue dies for blue connection, yellow-chromed for copper, silver-coloured for aluminum.

- Nine series of dies are perfectly matched to Klauke tools.
- The correct crimping types for every connecting material.
- Polished profiled surfaces for maximum crimping results.
- Dies for blue connection®, copper and aluminum differ in colour.



In the production of Klauke crimping dies, precision is paramount.

Connecting material	50	4	5	18	22	13	25	45	100
	Классика	Классика	Классика	Классика	Классика	Классика	Классика	Классика	Классика
 NEW									
		6-150 mm ²	6-185 mm ²			6-300 mm ²	16-400 mm ²		
	0.75-10 mm ²	6-150 mm ²	6-240 mm ²	6-185 mm ²	6-300 mm ²	16-400 mm ²	16-400 mm ²		
		10-70 mm ²	10-95 mm ²	10-95 mm ²	10-150 mm ²	10-150 mm ²	10-150 mm ²		
		10-50 mm ²	10-50 mm ²	10-50 mm ²	10-70 mm ²	16-150 mm ²	16-300 mm ²		
	1.5-10 mm ²	1.5-16 mm ²		1.5-16 mm ²	1.5-16 mm ²				
	VA	0.5-16 mm ²			10-50 mm ²				
	Ni	0.5-16 mm ²			10-50 mm ²				
	DIN	6-120 mm ²	6-185 mm ²	6-185 mm ²	6-300 mm ²	16-300 mm ²	16-625 mm ²	120-1000 mm ²	Upon request
		0.5-10 mm ²	10-35 mm ²	10-50 mm ²	10-70 mm ²	16-150 mm ²	16-240 mm ²		
		10-16 mm ²	10-16 mm ²		10-50 mm ²	10-70 mm ²	10-95 mm ²	10-150 mm ²	
			10sm ¹⁾ - 150se ²⁾ / 120sm ¹⁾	10sm ¹⁾ - 300se ²⁾ / 240sm ¹⁾	10sm ¹⁾ - 240se ²⁾ / 185sm ¹⁾	10sm ¹⁾ - 300se ²⁾ / 240sm ¹⁾	10sm ¹⁾ - 300sm ¹⁾		
	Al	10-70 mm ²	10-150 mm ²	10-185 mm ²	10-240 mm ²	10-240 mm ²	10-500 mm ²	150-500 mm ²	Upon request
	Aldrey	25-50 mm ²	25-95 mm ²	25-95 mm ²	25-185 mm ²	25-185 mm ²	25-300 mm ²	100-300 mm ²	Upon request
	Al/St				4 (St)-120 (Al)	4 (St)-120 (Al)	4 (St)-120 (Al)		
	Al/Cu	10-70 mm ²		10-185 mm ²	10-240 mm ²	10-240 mm ²	10-500 mm ²	150-500 mm ²	Upon request
			4-35 mm ²	16-35 mm ²	4-50 mm ²	4-50 mm ²	10-185 mm ²		
				70 mm ²	70-120 mm ²	70-120 mm ²			
		0.14-50 mm ²	10-50 mm ²	10-95 mm ²	10-95 mm ²	10-240 mm ²	25-240 mm ²	25-240 mm ²	
			2x4-2x16 mm ²	2x4-2x16 mm ²	2x4-2x16 mm ²	2x4-2x16 mm ²			
		0.1-16 mm ²							
		0.1-6 mm ²							
BNC plugs	RG 58, RG 59, RG 62, RG 71								
Turned pin receptacle and pin connectors	0.1-4 mm ²								

¹⁾ Sector shaped multi-stranded. ²⁾ Sector shaped single wire.

50

Klauke



K 50



EK 50 ML



EK 15/50



EK 15/50 G



TEKP1

Crimping dies R 50



Suitable for

- Copper tubular cable lugs and connectors, standard type

Cross section mm ²	Part No.
0,75-2,5	R501
4-10	R502

Crimping dies M 50



Suitable for

- Copper tubular cable lugs and compression joints for solid conductors

Cross section mm ²	Part No.
1,5-4	M50154
6-10	M50610

Crimping dies Q 50



Suitable for

- Copper solderless terminals (DIN 46234) and pin terminals (DIN 46230) acc. to DIN
- Copper solderless connectors (DIN 46341) acc. to DIN

Cross section mm ²	Part No.
0,5-10	Q501

Crimping dies AE 50



Suitable for

- Cable end-sleeves

Cross section mm ²	Part No.
0,14 - 10	AE501
10-25	AE502
35-50	AE503

Crimping dies IS 50, single crimping

Suitable for

- Insulated cable connections, single crimping

Cross section mm ²	Part No.	for part-no.
10-16	IS502	
0,5-2,5	IS504	670 WS, 680 WS
4-6	IS505	700 WS



Crimping dies IS 50, double crimping

Suitable for

- Insulated cable connections, double crimping

Cross section mm ²	Part No.	for part-no.
0,5-6	IS501	
0,1-1	IS503	8201-8201B



Crimping dies CR 50

Suitable for

- Non-insulated receptacles

Cross section mm ²	Part No.	tab width mm	for part-no.
0,25-6	CR501	2,8 / 6,3	
0,5-2,5	CR502	4,8	
0,5-1	CR503	2,8	38201, 38201A
0,5-2,5	CR504	6,3	3720, 3735
0,5-1,5	CR505	6,3	3725



Crimping dies BNC 50

Suitable for

- For stud and shielded sleeves
- BNC plugs for coax cable RG 58, 59, 62 and 71

Part No.
BNC501



Crimping dies SB 50

Suitable for

- Turned pin receptacles
- Pin connectors

Cross section mm ²	Part No.
0,1-1	SB501
1,5-2,5	
4	





Crimping dies, blue connection® HB 4



► Accurate assignment of crimping tool/crimping die through colour-coding system

Suitable for

- Tubular cable lugs and connectors, blue connection® for compacted conductors acc. to VDE 0295 Class 2

Cross section mm ²	Part No.	Crimp width mm	Number of crimps
6	HB46	9	1
10	HB410	9	1
16	HB416	9	1
25	HB425	9	1
35	HB435	9	1
50	HB450	9	1
70	HB470	5	2
95	HB495	5	2
120	HB4120	5	2
150	HB4150	5	2

Crimping die set 6 - 150 mm², blue connection® HB 4 in plastic case, 11 pieces



Suitable for

- Tubular cable lugs and connectors, blue connection® for compacted conductors acc. to VDE 0295 Class 2

Part No.
HB4SET

Crimping dies HR 4

Suitable for

- Copper tubular cable lugs and connectors, standard type
- Tubular cable lugs for switchgear connections



Cross section mm ²	Part No.	Crimp width mm
6	HR46	5
10	HR410	5
16	HR416	5
25	HR425	5
35	HR435	5
50	HR450	5
70	HR470	5
95	HR495	5
120	HR4120	5
150	HR4150	5

Crimping die set, 6 - 150 mm² HR 4 in plastic case, 11 pieces

Suitable for

- Copper tubular cable lugs and connectors, standard type
- Tubular cable lugs for switchgear connections



Part No.
HR4SET

Crimping dies HIS 4

Suitable for

- Insulated tubular cable lugs and connectors
- Insulated pin terminals



Cross section mm ²	Part No.	Crimp width mm
10	HIS410	5
16	HIS416	5
25	HIS425	5
35	HIS435	5
50	HIS450	5
70	HIS470	5

Crimping dies HF 4



Suitable for

- Tubular cable lugs and connectors for fine stranded conductors

Cross section mm ²	Part No.
10	HF410
16	HF416
25	HF425
35	HF435

Crimping dies HM 4



Suitable for

- Tubular cable lugs and compression joints for solid conductors

Cross section mm ²	Part No.	Crimp width mm
1.5-2.5 4	HM4154	5
6-10	HM4610	5
16	HM416	5

Crimping dies HN 4



Suitable for

- Nickel tubular cable lugs and connectors
- Stainless steel tubular cable lugs and connectors

Cross section mm ²	Part No.
0,5-1,0	HN4051
1,5-2,5	HN41525
4-6	HN446
10	HN410
16	HN416

Crimping dies HD 4



Suitable for

- Copper compression cable lugs (DIN 46235) and connectors (DIN 46267, part 1) acc. to DIN

Cross section mm ²	Part No.	Code	Crimp width mm
6	HD46	5	5
10	HD410	6	5
16	HD416	8	5
25	HD425	10	5
35	HD435	12	5
50	HD450	14	5
70	HD470	16	5
95	HD495	18	5
120	HD4120	20	5

Crimping die set, 6 - 120 mm² HD 4 in plastic case, 10 pieces

Suitable for

- Copper compression cable lugs (DIN 46235) and connectors (DIN 46267, part 1) acc. to DIN



Part No.
HD4SET

Crimping dies HQ 4

Suitable for

- Copper solderless terminals (DIN 46234) and pin terminals (DIN 46230) acc. to DIN
- Copper solderless connectors (DIN 46341) acc. to DIN



Cross section mm ²	Part No.
10	HQ410
16	HQ416
25	HQ425
35	HQ435

Crimping dies HISQ 4

Suitable for

- Insulated solderless terminals and pin terminals



Cross section mm ²	Part No.
10	HISQ410
16	HISQ416

Crimping dies HRU 4

Suitable for

- Pre-rounding dies for sector-shaped Al and Cu conductors
- 3- and 4-core sector-shaped conductors



Cross section mm ² sm	Cross section mm ² se	Part No.	Conductor dia. mm	Pre-rounding width mm
10		HRU410	4,1	9
16		HRU416	5,1	9
25	35	HRU43525	6,3	9
35	50	HRU45035	7,5	9
50	70	HRU47050	9,0	9
70	95	HRU49570	10,5	9
95	120	HRU412095	12,5	9
120	150	HRU4150120	14,0	9

Crimping dies HA 4



Suitable for

- Aluminum compression cable lugs and connectors acc. to DIN
- Aluminum/copper compression cable lugs and connectors (aluminum side)

Cross section mm ²	Part No.	Code	Crimp width mm
10	HA410	10	7
16-25	HA41625	12	7
35	HA435	14	7
50	HA450	16	7
70	HA470	18	7

Crimping dies HAD 4



Suitable for

- Compression joints for full tension connections of Aldrey conductors acc. to DIN EN 50182

Cross section mm ²	Part No.	Code	Crimp width mm
25	HAD425	12	7
35	HAD435	14	7
50	HAD450	16	7

Crimping dies HC 4 / HMC 4



Suitable for

- Clamps, C-type

Cross section mm ²	Part No.	Crimp width mm
16	HC416	5
25	HC425	5
4-4	HMC44	5
10-10	HMC410	5
10-16 10-25 35-35	HMC435	5

Crimping dies HAE 4



Suitable for

- Cable end-sleeves

Cross section mm ²	Part No.	Crimp width mm
10	HAE410	10
16	HAE416	10
25	HAE425	10
35	HAE435	10
50	HAE450	10

Crimping dies HZAE 4

Suitable for

- Twin cable end-sleeves

Cross section mm ²	Part No.	Crimp width mm
2 x 4	HZAE44	10
2 x 6	HZAE46	10
2 x 10	HZAE410	10
2 x 16	HZAE416	10



Crimping dies HAES 4

Suitable for

- Cable end-sleeves
- Special trapezoid crimp for fine stranded conductors

Cross section mm ²	Part No.	Crimp width mm
10	HAES410	10
16	HAES416	10
25	HAES425	10
35	HAES435	10
50	HAES450	10



Crimping dies HZAES 4

Suitable for

- Twin cable end-sleeves
- Special trapezoid crimp for fine stranded conductors

Cross section mm ²	Part No.	Crimp width mm
2 x 4	HZAES44	10
2 x 6	HZAES46	10
2 x 10	HZAES410	10
2 x 16	HZAES416	10





HK 60 UNV
+ UA5



EK 50/5-L



EKM 60 UNV-L
+ UA5



EK 60 UNV-L
+ UA5



PK 60 UNV
+ UA5

Crimping dies, blue connection® HB 5



► Accurate assignment of crimping tool/crimping die through colour-coding system

Suitable for

- Tubular cable lugs and connectors, blue connection® for compacted conductors acc. to VDE 0295 Class 2

Cross section mm ²	Part No.	Crimp width mm	Number of crimps
6 + 35	HB5635	9	1
10 + 50	HB51050	9	1
16 + 70	HB51670	9	1
25 + 95	HB52595	9	1
120	HB5120	5	2
150	HB5150	5	2
185	HB5185	5	2

Crimping die set 6 - 185 mm², blue connection® HB 5 in plastic case, 8 pieces



Suitable for

- Tubular cable lugs and connectors, blue connection® for compacted conductors acc. to VDE 0295 Class 2

Part No.
HB5SET

Crimping dies HR 5



Suitable for

- Copper tubular cable lugs and connectors, standard type

Cross section mm ²	Part No.	Crimp width mm
6 + 35	HR5635	5
10 + 50	HR51050	5
16 + 70	HR51670	5
25 + 95	HR52595	5
120	HR5120	5
150	HR5150	5
185	HR5185	5
240	HR5240	5

Crimping die set, 6 - 240 mm², HR 5 in plastic case, 9 pieces

Suitable for

- Copper tubular cable lugs and connectors, standard type



Part No.
HR5SET

Crimping dies HIS 5

Suitable for

- Insulated tubular cable lugs and connectors
- Insulated pin terminals



Cross section mm ²	Part No.	Crimp width mm
10	HIS510	5
16	HIS516	5
25	HIS525	5
35	HIS535	5
50	HIS550	5
70	HIS570	5
95	HIS595	5

Crimping dies HF 5

Suitable for

- Tubular cable lugs and connectors for fine stranded conductors



Cross section mm ²	Part No.
10	HF510
16	HF516
25	HF525
35	HF535
50	HF550

Crimping dies HD 5

Suitable for

- Copper compression cable lugs (DIN 46235) and connectors (DIN 46267, part 1) acc. to DIN



Cross section mm ²	Part No.	Code	Crimp width mm
6 + 35	HD5635	5 + 12	5
10 + 50	HD51050	6 + 14	5
16 + 70	HD51670	8 + 16	5
25 + 95	HD52595	10 + 18	5
120	HD5120	20	5
150	HD5150	22	5
185	HD5185	25	5

Crimping die set, 6 - 185 mm² HD 5 in plastic case, 8 pieces**Suitable for**

- Copper compression cable lugs (DIN 46234) and connectors (DIN 46267, part 1) acc. to DIN

Part No.

HD5SET

Crimping dies HQ 5

**Suitable for**

- Copper solderless terminals (DIN 46234) and pin terminals (DIN 46230) acc. to DIN

Cross section mm ²	Part No.
10	HQ510
16	HQ516
25	HQ525
35	HQ535
50	HQ550

Crimping dies HRU 5

**Suitable for**

- Pre-rounding dies for sector-shaped Al and Cu conductors
- 3- and 4-core sector-shaped conductors

Cross section mm ² sm	Cross section mm ² se	Part No.	Conductor dia. mm	Pre-rounding width mm
10		HRU510	4,1	12
16		HRU516	5,1	12
25	35	HRU53525	6,3	12
35	50	HRU55035	7,5	12
50	70	HRU57050	9	12
70	95	HRU59570	10,5	12
95	120	HRU512095	12,5	12
120	150	HRU5150120	14	12
150	185	HRU5185150	15,7	12
185	240	HRU5240185	17,5	12
240	300	HRU5300240	20,3	12

Crimping dies HA 5

Suitable for

- Aluminum compression cable lugs and connectors to DIN
- Aluminum/copper compression cable lugs and connectors (aluminum side)

Cross section mm ²	Part No.	Code	Crimp width mm
10	HA510	10	7
16-25	HA51625	12	7
35	HA535	14	7
50	HA550	16	7
70	HA570	18	7
95-120	HA595120	22	7
150	HA5150	25	7



Crimping dies HAD 5

Suitable for

- Compression joints for full tension connections of Aldrey conductors acc. to DIN EN 50182

Cross section mm ²	Part No.	Code	Crimp width mm
25	HAD525	12	7
35	HAD535	14	7
50	HAD550	16	7
70	HAD570	18	7
95	HAD595	20	7



Crimping dies HC 5

Suitable for

- Clamps, C-type

Cross section mm ²	Part No.	Crimp width mm
16	HC516	5
25	HC525	5
35	HC535	5



Crimping dies HAE 5

Suitable for

- Cable end-sleeves

Cross section mm ²	Part No.	Crimp width mm
10	HAE510	20
16	HAE516	20
25	HAE525	20
35	HAE535	20
50	HAE550	20
70	HAE570	20
95	HAE595	20



Crimping dies HZAE 5



Suitable for

- Twin cable end-sleeves

Cross section mm ²	Part No.	Crimp width mm
2 x 4	HZAE54	20
2 x 6	HZAE56	20
2 x 10	HZAE510	20
2 x 16	HZAE516	20

Crimping dies HAES 5



Suitable for

- Cable end-sleeves
- Special trapezoid crimp for fine stranded conductors

Cross section mm ²	Part No.	Crimp width mm
10	HAES510	20
16	HAES516	20
25	HAES525	20
35	HAES535	20
50	HAES550	20
70	HAES570	20
95	HAES590	20

Crimping dies HZAES 5



Suitable for

- Twin cable end-sleeves
- Special trapezoid crimp for fine stranded conductors

Cross section mm ²	Part No.	Crimp width mm
2 x 4	HZAES54	20
2 x 6	HZAES56	20
2 x 10	HZAES510	20
2 x 16	HZAES516	20

18
Klauke



Crimping dies R

Suitable for

- Copper tubular cable lugs and connectors, standard type
- Tubular cable lugs for switchgear connections

Cross section mm ²	Part No.	Crimp width mm
6	R6	5
10	R10	5
16	R16	5
25	R25	5
35	R35	5
50	R50	5
70	R70	5
95	R95	5
120	R120	5
150	R150	5
185	R185	5

► For connectors see assembly instructions for connector materials (general information) in the technical index, page I-8



Crimping dies IS

Suitable for

- Insulated tubular cable lugs and connectors
- Insulated pin terminals

Cross section mm ²	Part No.	Crimp width mm
10	IS10	5
16	IS16	5
25	IS25	5
35	IS35	5
50	IS50	5
70	IS70	5
95	IS95	5



Crimping dies F



Suitable for

- Tubular cable lugs and connectors for fine stranded conductors

Cross section mm ²	Part No.
10	F10
16	F16
25	F25
35	F35
50	F50

Crimping dies M



Suitable for

- Tubular cable lugs and compression joints for solid conductors

Cross section mm ²	Part No.	Crimp width mm
1.5-4	M154	5
6-10	M610	5
16	M16	5

Crimping dies D



Suitable for

- Compression cable lugs (DIN 46235) and connectors (DIN 46267, part 1) to DIN - Cu

Cross section mm ²	Part No.	Code	Crimp width mm
6	D6	5	5
10	D10	6	5
16	D16	8	5
25	D25	10	5
35	D35	12	5
50	D50	14	5
70	D70	16	5
95	D95	18	5
120	D120	20	5
150	D150	22	5
185	D185	25	5

► For connectors see assembly instructions for connector materials (general information) in the technical index, page i-8

Crimping dies Q

Suitable for

- Copper solderless terminals (DIN 46234) and pin terminals (DIN 46230) to DIN
- Copper solderless connectors (DIN 46341) to DIN



Cross section mm ²	Part No.
10	Q10
16	Q16
25	Q25
35	Q35
50	Q50
70	Q70

Crimping dies ISQ

Suitable for

- Insulated solderless terminals and pin terminals



Cross section mm ²	Part No.
10	ISQ10
16	ISQ16
25	ISQ25
35	ISQ35
50	ISQ50

Crimping dies RU

Suitable for

- Pre-rounding dies for sector-shaped Al and Cu conductors
- 3- and 4-core sector-shaped conductors



Cross section mm ² sm	Cross section mm ² se	Part No.	Conductor dia. mm	Pre-rounding width mm
10		RU10	4,1	19,5
16		RU16	5,1	19,5
25	35	RU3525	6,3	19,5
35	50	RU5035	7,5	19,5
50	70	RU7050	9,0	19,5
70	95	RU9570	10,5	19,5
95	120	RU12095	12,5	19,5
120	150	RU150120	14,0	19,5
150	185	RU185150	15,8	19,5
185	240	RU240185	17,5	19,5

Crimping dies A



Suitable for

- Aluminum compression cable lugs and connectors to DIN
- Aluminum/copper compression cable lugs and connectors (aluminum side)

Cross section mm ²	Part No.	Code	Crimp width mm
10	A10	10	7
16-25	A1625	12	7
35	A35	14	7
50	A50	16	7
70	A70	18	7
95-120	A95120	22	7
150	A150	25	7
185	A185	28	7

► For connectors see assembly instructions for connector materials (general information) in the technical index, page i-8

Crimping dies AD



Suitable for

- Compression joints for full tension connections of Aldrey conductors according to DIN EN 50182

Cross section mm ²	Part No.	Code	Crimp width mm
25	AD25	12	7
35	AD35	14	7
50	AD50	16	7
70	AD70	18	7
95	AD95	20	7

► For connectors see assembly instructions for connector materials (general information) in the technical index, page i-8

Crimping dies C / MC



Suitable for

- Clamps, C-type

Cross section mm ²	Part No.	Crimp width mm
16	C16	5
25	C25	5
35	C35	5
50	C50	5
4-4	MC4	5
10-10	MC10	5
10-16 10-25 10-35	MC35	5

Crimping dies AE

Suitable for

- Cable end-sleeves

Cross section mm ²	Part No.	Crimp width mm
10	AE10	20
16	AE16	20
25	AE25	20
35	AE35	20
50	AE50	20
70	AE70	20
95	AE95	20



Crimping dies ZAE

Suitable for

- Twin cable end-sleeves

Cross section mm ²	Part No.	Crimp width mm
2 x 4	ZAE4	20
2 x 6	ZAE6	20
2 x 10	ZAE10	20
2 x 16	ZAE16	20



Crimping dies AES

Suitable for

- Cable end-sleeves
- Special trapezoid crimp for fine stranded conductors

Cross section mm ²	Part No.	Crimp width mm
10	AES10	20
16	AES16	20
25	AES25	20
35	AES35	20
50	AES50	20
70	AES70	20
95	AES95	20



Crimping dies ZAES



Suitable for

- Twin cable end-sleeves
- Special trapezoid crimp for fine stranded conductors


Cross section mm ²	Part No.	Crimp width mm
4	ZAES4	20
6	ZAES6	20
10	ZAES10	20
16	ZAES16	20

Cutting die




► For multi-stranded Al and Cu cables without armouring

Cutting range	Part No.
18 mm	S18



Crimping dies, blue connection® B 22

▶ Accurate assignment of crimping tool/crimping die through colour-coding system



Suitable for


- Tubular cable lugs and connectors, blue connection® for compacted conductors acc. to VDE 0295 Class 2

Cross section mm ²	Part No.	Crimp width mm	Number of crimps
6	b226	9	1
10	b2210	9	1
16	b2216	9	1
25	b2225	9	1
35	b2235	9	1
50	b2250	9	1
70	b2270	9	1
95	b2295	9	1
120	b22120	9	1
150	b22150	9	1
185	b22185	5	2
240	b22240	5	2
300	b22300	5	3

Crimping die set 6 - 300 mm², blue connection® B 22 in plastic case, 14 pieces

Suitable for

- Tubular cable lugs and connectors, blue connection® for compacted conductors acc. to VDE 0295 Class 2



Part No.
B22SET

Crimping dies R 22



Suitable for

- Copper tubular cable lugs and connectors, standard type
- Tubular cable lugs for switchgear connections

Cross section mm ²	Part No.	Crimp width mm
6	R226	5
10	R2210	5
16	R2216	5
25	R2225	5
35	R2235	5
50	R2250	5
70	R2270	5
95	R2295	5
120	R22120	5
150	R22150	5
185	R22185	5
240	R22240	5
300	R22300	5

Crimping die set, 6 - 300 mm² R 22 in plastic case, 14 pieces

Suitable for

- Copper tubular cable lugs and connectors, standard type
- Tubular cable lugs for switchgear connections

Part No.
R22SET

Crimping dies IS 22



Suitable for

- Insulated tubular cable lugs and connectors
- Insulated pin terminals

Cross section mm ²	Part No.	Crimp width mm
10	IS2210	5
16	IS2216	5
25	IS2225	5
35	IS2235	5
50	IS2250	5
70	IS2270	5
95	IS2295	5
120	IS22120	5
150	IS22150	5

Crimping dies F 22

Suitable for

- Tubular cable lugs and connectors for fine stranded conductors

Cross section mm ²	Part No.
10	F2210
16	F2216
25	F2225
35	F2235
50	F2250
70	F2270



Crimping dies M 22

Suitable for

- Tubular cable lugs and compression joints for solid conductors

Cross section mm ²	Part No.	Crimp width mm
1,5-4	M22154	5
6-10	M22610	5
16	M2216	5



Crimping dies N 22

Suitable for

- Nickel tubular cable lugs and connectors
- Stainless steel tubular cable lugs and connectors

Cross section mm ²	Part No.
10	N2210
16	N2216
25	N2225
35	N2235
50	N2250



Crimping dies D 22



Suitable for

- Copper compression cable lugs (DIN 46235) and connectors (DIN 46267, part 1) acc. to DIN

Cross section mm ²	Part No.	Code	Crimp width mm
6	D226	5	5
10	D2210	6	5
16	D2216	8	5
25	D2225	10	5
35	D2235	12	5
50	D2250	14	5
70	D2270	16	5
95	D2295	18	5
120	D22120	20	5
150	D22150	22	5
185	D22185	25	5
240	D22240	28	5
300	D22300	32	5

Crimping die set, 6 - 300 mm² D 22 in plastic case, 14 pieces

Suitable for

- Copper compression cable lugs (DIN 46235) and connectors (DIN 46267, part 1) acc. to DIN

Part No.
D22SET

Crimping dies DP 22



Suitable for

- Double compression cable lugs

Cross section mm ²	Part No.	Code
2 x 50	DP2250	22 DP
2 x 70	DP2270	24 DP

Crimping dies Q 22

Suitable for

- Copper solderless terminals (DIN 46234) and pin terminals (DIN 46230) acc. to DIN
- Copper solderless connectors (DIN 46341) acc. to DIN



Cross section mm ²	Part No.
10	Q2210
16	Q2216
25	Q2225
35	Q2235
50	Q2250
70	Q2270

Crimping dies ISQ 22

Suitable for

- Insulated solderless terminals and pin terminals



Cross section mm ²	Part No.
10	ISQ2210
16	ISQ2216
25	ISQ2225
35	ISQ2235
50	ISQ2250
70	ISQ2270

Crimping dies RU 22

Suitable for

- Pre-rounding of sector-shaped Al- and Cu-conductors
- 3- and 4-core sector-shaped conductors



Cross section mm ² sm	Cross section mm ² se	Part No.	Conductor dia. mm	Pre-rounding width mm
10		RU2210	4,1	19,5
16		RU2216	5,1	19,5
25	35	RU223525	6,3	19,5
35	50	RU225035	7,5	19,5
50	70	RU227050	9,0	19,5
70	95	RU229570	10,5	19,5
95	120	RU2212095	12,5	19,5
120	150	RU22150120	14,0	19,5
150	185	RU22185150	15,8	19,5
185	240	RU22240185	17,5	19,5
240	300	RU22300240	20,3	19,5

Crimping dies A 22



Suitable for

- Aluminum compression cable lugs and connectors acc. to DIN
- Aluminum/copper compression cable lugs and connectors (aluminum side)

Cross section mm ²	Part No.	Code	Crimp width mm
10	A2210	10	7
16-25	A221625	12	7
35	A2235	14	7
50	A2250	16	7
70	A2270	18	7
95-120	A2295120	22	7
150	A22150	25	7
185	A22185	28	7
240	A22240	32	5
300	A22300	34	5


Crimping die set, 10 - 300 mm² A 22 in plastic case, 11 pieces

Suitable for

- Aluminum compression cable lugs and connectors to DIN
- Aluminum/copper compression cable lugs and connectors (aluminum side)

Part No.
A22SET

Crimping dies AD 22



Suitable for

- Compression joints for full tension connections of Aldrey conductors acc. to DIN EN 50182
- Al-conductor DIN EN 50182, 120 - 185 mm²

Cross section mm ²	Part No.	Code	Crimp width mm
25	AD2225	12	7
35	AD2235	14	7
50	AD2250	16	7
70	AD2270	18	7
95	AD2295	20	7
120	AD22120	25	7
150-185	AD22150185	28	7

Crimping dies AST 22

Suitable for

- Compression joints acc. to DIN 48085, part 3 for Al-/St-cable acc. to DIN EN 50182
- Aluminum crimping



Cross section mm ²	Part No.	Code	Crimp width mm
25-4	AST2225	12	7
35-6	AST2235	14	7
50-8	AST2250	16	7
70-12	AST2270	18	7
95-15	AST2295	22	7
120-20	AST22120	25	7

Crimping dies ST 22

Suitable for

- Compression joints acc. to DIN 48085, part 3 for Al-/St-cable acc. to DIN EN 50182
- Steel crimping



Cross section mm ²	Part No.	Code	Crimp width mm
25-4 35-6	ST2246	6	5
50-8	ST228	7	5
70-12 95-15	ST221215	9	5
120-20	ST2220	13	5

Crimping dies C 22 / MC 22

Suitable for

- Clamps, C-type



Cross section mm ²	Part No.	Crimp width mm
16	C2216	5
25	C2225	5
35	C2235	5
50	C2250	5
4-4	MC224	5
10-10	MC2210	5
10-16 10-25 35-35	MC2235	5

Crimping dies H 22

Suitable for

- Clamps, H-type



Cross section mm ²	Part No.	Crimp width mm
70	H2270	5

Crimping dies AE 22



Suitable for

- Cable end-sleeves

Cross section mm ²	Part No.	Crimp width mm
10	AE2210	20
16	AE2216	20
25	AE2225	20
35	AE2235	20
50	AE2250	20
70	AE2270	20
95	AE2295	20
120	AE22120	20
150	AE22150	20
185*	AE22185	20
240*	AE22240	20

▶ * = except THK 22

Crimping dies ZAE 22



Suitable for

- Twin cable end-sleeves

Cross section mm ²	Part No.	Crimp width mm
2 x 4	ZAE224	20
2 x 6	ZAE226	20
2 x 10	ZAE2210	20
2 x 16	ZAE2216	20

Crimping dies AES 22



Suitable for

- Cable end-sleeves
- Special trapezoid crimp for fine stranded conductors

Cross section mm ²	Part No.	Crimp width mm
10	AES2210	20
16	AES2216	20
25	AES2225	20
35	AES2235	20
50	AES2250	20
70	AES2270	20
95	AES2295	20
120	AES22120	20
150	AES22150	20
185*	AES22185	20
240*	AES22240	20

▶ * = except THK 22

Crimping dies ZAES 22

Suitable for

- Twin cable end-sleeves
- Special trapezoid crimp for fine stranded conductors



Cross section mm ²	Part No.	Crimp width mm
2 x 4	ZAES224	20
2 x 6	ZAES226	20
2 x 10	ZAES2210	20
2 x 16	ZAES2216	20



13

Klauke



Crimping dies blue connection® HB 13



► Accurate assignment of crimping tool/crimping die through colour-coding system

Suitable for

- Tubular cable lugs and connectors, blue connection® for compacted conductors acc. to VDE 0295 Class 2

Cross section mm ²	Part No.	Crimp width mm	Number of crimps
16	hb1316	9	1
25	hb1325	9	1
35	hb1335	12	1
50	hb1350	12	1
70	hb1370	12	1
95	hb1395	12	1
120	hb13120	12	1
150	hb13150	12	1
185	hb13185	12	1
240	hb13240	12	1
300	hb13300	9	2
400	hb13400	9	2

Crimping die set 16 - 400 mm², blue connection® HB 13 in plastic case, 13 pieces



Suitable for

- Tubular cable lugs and connectors, blue connection® for compacted conductors acc. to VDE 0295 Class 2

Part No.
HB13SET

Crimping dies HR 13

Suitable for

- Copper tubular cable lugs and connectors, standard type
- Tubular cable lugs for switchgear connections



Cross section mm ²	Part No.	Crimp width mm
16	HR1316	10
25	HR1325	10
35	HR1335	10
50	HR1350	13
70	HR1370	13
95	HR1395	14
120	HR13120	14
150	HR13150	14
185	HR13185	11
240	HR13240	11
300	HR13300	11
400	HR13400	5*

► For connectors see assembly instructions for connector materials (general information) in the technical index, page I-8

► * = Narrow crimping (press 5 x)

Crimping dies HIS 13

Suitable for

- Insulated tubular cable lugs and connectors
- Insulated pin terminals



Cross section mm ²	Part No.	Crimp width mm
10	HIS1310	5
16	HIS1316	5
25	HIS1325	5
35	HIS1335	5
50	HIS1350	5
70	HIS1370	5
95	HIS1395	5
120	HIS13120	5
150	HIS13150	5

Crimping dies HF 13



Suitable for

- Tubular cable lugs and connectors for fine stranded conductors

Cross section mm ²	Part No.
16	HF1316
25	HF1325
35	HF1335
50	HF1350
70	HF1370
95	HF1395
120	HF13120
150	HF13150

Crimping dies HD 13



Suitable for

- Copper compression cable lugs (DIN 46235) acc. to DIN
- Copper compression connectors (DIN 46267, part 1) acc. to DIN

Cross section mm ²	Part No.	Code	Crimp width mm
16	HD1316	8	10
25	HD1325	10	10
35	HD1335	12	10
50	HD1350	14	13
70	HD1370	16	13
95	HD1395	18	14
120	HD13120	20	14
150	HD13150	22	10
185	HD13185	25	10
240	HD13240	28	10
300	HD13300	32	7*

▶ For connectors see assembly instructions for connector materials (general information) in the technical index, page i-8

▶ * = Narrow crimping (press 5 x)

Crimping dies HDP 13



Suitable for

- Double compression cable lugs

Cross section mm ²	Part No.	Code	Crimp width mm
2 x 50	HDP1350	22 DP	12
2 x 70	HDP1370	24 DP	12
2 x 95	HDP1395	29 DP	12

Crimping dies HQ 13

Suitable for

- Copper solderless terminals (DIN 46234) and pin terminals (DIN 46230) acc. to DIN
- Copper solderless connectors (DIN 46341) acc. to DIN



Cross section mm ²	Part No.
16	HQ1316
25	HQ1325
35	HQ1335
50	HQ1350
70	HQ1370
95	HQ1395
120	HQ13120
150	HQ13150

Crimping dies HISQ 13

Suitable for

- Insulated solderless terminals and pin terminals



Cross section mm ²	Part No.
10	HISQ1310
16	HISQ1316
25	HISQ1325
35	HISQ1335
50	HISQ1350
70	HISQ1370
95	HISQ1395

Crimping dies HRU 13

Suitable for

- Pre-rounding dies for sector-shaped Al and Cu conductors
- 3- and 4-core sector-shaped conductors



Cross section mm ² sm	Cross section mm ² se	Part No.	Conductor dia. mm	Pre-rounding width mm
10		HRU1310	4,1	35
16		HRU1316	5,1	35
25	35	HRU133525	6,3	35
35	50	HRU135035	7,5	35
50	70	HRU137050	9,0	35
70	95	HRU139570	10,5	35
95	120	HRU1312095	12,5	35
120	150	HRU13150120	14,0	35
150	185	HRU13185150	15,8	35
185	240	HRU13240185	17,5	35
240	300	HRU13300240	20,3	35
300		HRU13300SM	22,5	35

Crimping dies HA 13

**Suitable for**

- Aluminum compression cable lugs and connectors acc. to DIN
- Aluminum/copper compression cable lugs and connectors (aluminum side)

Cross section mm ²	Part No.	Code	Crimp width mm
10	HA1310	10	12
16-25	HA131625	12	12
35	HA1335	14	12
50	HA1350	16	12
70	HA1370	18	12
95-120	HA1395120	22	14
150	HA13150	25	14
185	HA13185	28	14
240	HA13240	32	5

► For connectors see assembly instructions for connector materials (general information) in the technical index, page i-8

Crimping dies HAD 13

**Suitable for**

- Compression joints for full tension connections of Aldrey conductors according to DIN EN 50182
- Al-conductor acc. to DIN EN 50182, 120 - 185 mm²

Cross section mm ²	Part No.	Code	Crimp width mm
25	HAD1325	12	12
35	HAD1335	14	12
50	HAD1350	16	12
70	HAD1370	18	12
95	HAD1395	20	14
120	HAD13120	25	14
150-185	HAD13150185	28	14

► For connectors see assembly instructions for connector materials (general information) in the technical index, page i-8

Crimping dies HAST 13

**Suitable for**

- Compression joints acc. to DIN 48085, part 3 for Al-/St-cable acc. to DIN EN 50182
- Aluminum crimping

Cross section mm ²	Part No.	Code	Crimp width mm
25-4	HAST1325	12	12
35-6	HAST1335	14	12
50-8	HAST1350	16	12
70-12	HAST1370	18	12
95-15	HAST1395	22	14
120-20	HAST13120	25	14

► For connectors see assembly instructions for connector materials (general information) in the technical index, page i-8

Crimping dies HST 13

Suitable for

- Compression joints acc. to DIN 48085, part 3 for Al-/St-cable acc. to DIN EN 50182
- Steel crimping



Cross section mm ²	Part No.	Code	Crimp width mm
25-4 35-6	HST1346	6	12
50-8	HST138	7	12
70-12 95-15	HST131215	9	12
120-20	HST1320	13	12

► For connectors see assembly instructions for connector materials (general information) in the technical index, page i-8

Crimping dies HAH 13

Suitable for

- Clamps, H-type



Cross section mm ²	Part No.	Crimp width mm
70	HAH1370	30
95	HAH1395	30
120	HAH13120	30

Crimping dies HC 13 / HMC 13

Suitable for

- Clamps, C-type



Cross section mm ²	Part No.	Crimp width mm
16	HC1316	16
25	HC1325	17
35	HC1335	20
50	HC1350	20
70	HC1370	20
10 - 10	HMC1310	13
10 - 16 10 - 25 35 - 35	HMC1335	18
25 - 50 50 - 50	HMC1350	20
35 - 70	HMC1370	20

Crimping dies HAE 13



Suitable for

- Cable end-sleeves

Cross section mm ²	Part No.	Crimp width mm
25	HAE1325	20
35	HAE1335	20
50	HAE1350	26
70	HAE1370	26
95	HAE1395	26
120	HAE13120	26
150	HAE13150	26
185	HAE13185	26
240	HAE13240	26

Crimping dies HAES 13



Suitable for

- Cable end-sleeves
- Special trapezoid crimp for fine stranded conductors

Cross section mm ²	Part No.	Crimp width mm
25	HAES1325	20
35	HAES1335	20
50	HAES1350	26
70	HAES1370	26
95	HAES1395	26
120	HAES13120	26
150	HAES13150	26
185	HAES13185	26
240	HAES13240	26



Crimping dies HR 25

Suitable for

- Copper tubular cable lugs and connectors, standard type
- Tubular cable lugs for switchgear connections



Cross section mm ²	Part No.	Crimp width mm
16	HR2516	10
25	HR2525	10
35	HR2535	10
50	HR2550	13
70	HR2570	13
95	HR2595	15
120	HR25120	15
150	HR25150	20
185	HR25185	20
240	HR25240	20
300	HR25300	20
400	HR25400	20

Crimping dies HIS 25

Suitable for

- Insulated tubular cable lugs and connectors
- Insulated pin terminals



Cross section mm ²	Part No.	Crimp width mm
10	HIS2510	7
16	HIS2516	7
25	HIS2525	8
35	HIS2535	8
50	HIS2550	10
70	HIS2570	12
95	HIS2595	14
120	HIS25120	14
150	HIS25150	16

Crimping dies HF 25



Suitable for

- Tubular cable lugs and connectors for fine stranded conductors

Cross section mm ²	Part No.
16	HF2516
25	HF2525
35	HF2535
50	HF2550
70	HF2570
95	HF2595
120	HF25120
150	HF25150
185	HF25185
240	HF25240
300	HF25300

Crimping dies HD 25



Suitable for

- Copper compression cable lugs (DIN 46235) acc. to DIN
- Copper compression connectors (DIN 46267, part 1) acc. to DIN

Cross section mm ²	Part No.	Code	Crimp width mm
16	HD2516	8	10
25	HD2525	10	10
35	HD2535	12	10
50	HD2550	14	13
70	HD2570	16	13
95	HD2595	18	14
120	HD25120	20	14
150	HD25150	22	15
185	HD25185	25	15
240	HD25240	28	15
300	HD25300	32	17
400	HD25400	38	17
500	HD25500	42	17
625	HD25625	44	15

Crimping dies HDP 25



Suitable for

- Double compression cable lugs

Cross section mm ²	Part No.	Code	Crimp width mm
2 x 50	HDP2550	22 DP	15
2 x 70	HDP2570	24 DP	15
2 x 95	HDP2595	29 DP	15
2 x 120	HDP25120	32 DP	15

Crimping dies HQ 25

Suitable for

- Copper solderless terminals (DIN 46234) and pin terminals (DIN 46230) acc. to DIN
- Copper solderless connectors (DIN 46341) acc. to DIN



Cross section mm ²	Part No.
16	HQ2516
25	HQ2525
35	HQ2535
50	HQ2550
70	HQ2570
95	HQ2595
120	HQ25120
150	HQ25150
185	HQ25185
240	HQ25240

Crimping dies HISQ 25

Suitable for

- Insulated solderless terminals and pin terminals



Cross section mm ²	Part No.
10	HISQ2510
16	HISQ2516
25	HISQ2525
35	HISQ2535
50	HISQ2550
70	HISQ2570
95	HISQ2595
120	HISQ25120
150	HISQ25150

Crimping dies HRU 25

Suitable for

- Pre-rounding dies for sector-shaped Al and Cu conductors
- 3- and 4-core sector-shaped conductors



Cross section mm ² sm	Cross section mm ² se	Part No.	Conductor dia. mm	Pre-rounding width mm
10		HRU2510	4,1	40
16		HRU2516	5,1	40
25	35	HRU253525	6,3	40
35	50	HRU255035	7,5	40
50	70	HRU257050	9,0	40
70	95	HRU259570	10,5	40
95	120	HRU2512095	12,5	40
120	150	HRU25150120	14,0	40
150	185	HRU25185150	15,8	40
185	240	HRU25240185	17,5	40
240	300	HRU25300240	20,3	40
300		HRU25300SM	22,5	40

Crimping dies HA 25



Suitable for

- Aluminum compression cable lugs and connectors acc. to DIN
- Aluminum/copper compression cable lugs and connectors (aluminum side)

Cross section mm ²	Part No.	Code	Crimp width mm
10	HA2510	10	12
16-25	HA251625	12	12
35	HA2535	14	12
50	HA2550	16	12
70	HA2570	18	12
95-120	HA2595120	22	14
150	HA25150	25	14
185	HA25185	28	14
240	HA25240	32	17
300	HA25300	34	17
400	HA25400	38	17
500	HA25500	44	15

Crimping dies HAD 25



Suitable for

- Compression joints for full tension connections of Aldrey conductors acc. to DIN EN 50182
- Al-conductor acc. to DIN EN 50182, 120 - 300 mm²

Cross section mm ²	Part No.	Code	Crimp width mm
25	HAD2525	12	12
35	HAD2535	14	12
50	HAD2550	16	12
70	HAD2570	18	12
95	HAD2595	20	14
120	HAD25120	25	14
150-185	HAD25150185	28	14
240	HAD25240	34	17
300	HAD25300	38	17

Crimping dies HAST 25



Suitable for

- Compression joints acc. to DIN 48085, part 3 for Al-/St-cable acc. to DIN EN 50182
- Aluminum crimping

Cross section mm ²	Part No.	Code	Crimp width mm
25-4	HAST2525	12	12
35-6	HAST2535	14	12
50-8	HAST2550	16	12
70-12	HAST2570	18	12
95-15	HAST2595	22	14
120-20	HAST25120	25	14

Crimping dies HST 25

Suitable for

- Compression joints acc. to DIN 48085, part 3 for Al-/St-cable acc. to DIN EN 50182
- Steel crimping



Cross section mm ²	Part No.	Code	Crimp width mm
25-4; 35-6	HST2546	6	14
50-8	HST258	7	14
70-12 95-15	HST251215	9	14
120-20	HST2520	13	14

Crimping dies HAH 25

Suitable for

- Clamps, H-type



Cross section mm ²	Part No.	Crimp width mm
70	HAH2570	20
95	HAH2595	20
120	HAH25120	20

Crimping dies HC 25 / HMC 25

Suitable for

- Clamps, C-type



Cross section mm ²	Part No.	Crimp width mm
16	HC2516	16
25	HC2525	17
35	HC2535	20
50	HC2550	20
70	HC2570	20
95	HC2595	20
10-16 10-25 35-35	HMC2535	18
25-50 50-50	HMC2550	20
35-70	HMC2570	20
35-95 70-95	HMC2595	20
120-120	HMC25120	20
150-150	HMC25150	20
185-185	HMC25185	20

Crimping dies HAE 25



Suitable for

- Cable end-sleeves

Cross section mm ²	Part No.	Crimp width mm
25	HAE2525	20
35	HAE2535	20
50	HAE2550	26
70	HAE2570	26
95	HAE2595	26
120	HAE25120	26
150	HAE25150	26
185	HAE25185	26
240	HAE25240	26


Crimping dies HAES 25



Suitable for

- Cable end-sleeves
- Special trapezoid crimp for fine stranded conductors

Cross section mm ²	Part No.	Crimp width mm
25	HAES2525	20
35	HAES2535	20
50	HAES2550	26
70	HAES2570	26
95	HAES2595	26
120	HAES25120	26
150	HAES25150	26
185	HAES25185	26
240	HAES25240	26



Crimping dies HD 45

Suitable for

- Copper compression cable lugs (DIN 46235) acc. to DIN
- Copper compression connectors (DIN 46267, part 1) acc. to DIN



Cross section mm ²	Part No.	Code	Crimp width mm
120	HD45120	20	15
150	HD45150	22	15
185	HD45185	25	15
240	HD45240	28	15
300	HD45300	32	17
400	HD45400	38	17
500	HD45500	42	17
625	HD45625	44	17
800	HD45800	52	20
1000	HD451000	58	20

Crimping dies HA 45

Suitable for

- Aluminum compression cable lugs and connectors acc. to DIN
- Aluminum/copper compression cable lugs and connectors (aluminum side)



Cross section mm ²	Part No.	Code	Crimp width mm
150	HA45150	25	15
185	HA45185	28	15
240	HA45240	32	17
300	HA45300	34	20
400	HA45400	38	20
500	HA45500	44	20

Crimping dies HAD 45

Suitable for

- Compression joints for full tension connections of Aldrey conductors according to DIN EN 50182
- Al-conductor acc. to DIN EN 50182, 150 - 300 mm²



Cross section mm ²	Part No.	Code	Crimp width mm
150-185	HAD45150185	28	20
240	HAD45240	34	20
300	HAD45300	38	20



” With our hand tools
you will get the hang of it.
Professionals trust Klauke
quality, Made in Germany.“

Karl-Ulrich Schütz,
Sales and Distribution

VDE tools 458

Pliers	460
Screwdrivers	464
Assortments and sets	466
Safety tools	471
Fully insulated tools	475
Tool case	480

Standard tools 482

Pliers	484
Electronic/precision mechanic's tools	489
Screwdrivers	490
Bits, holders and adapters	493
Assortments and sets	495
Measuring and marking	501
Basic tools	503
Tool case	507

Wire stripping tools 514

Stripping tools 518

Stripping tools for communication technology 522



Klauke®

Heavy-duty insulation up to 1000 V.

**Tested and approved VDE tools
from Klauke.**

Every Klauke VDE tool is produced and tested as per the latest directives for the safety testing procedure according to EN/ IEC 60900 (VDE 0682 Part 201). All VDE tools are approved to 1000 volt AC and 1500 volt DC.



Klauke pliers have been granted the IF Product Design Award.



- VDE Pliers.
- VDE Side cutters.
- VDE Cable cutters.
- VDE Screwdrivers.
- Fully-insulated tools.



The impact-resistant hard core optimises the durability of the tools. The handle also offers the option of using the screwdriver as a lever. Another special feature is the profile stamp that clearly identifies the tools.



■ Everything under control, even under voltage.

- ▶ Pliers with **heavy-duty hand protection** to protect against flying sparks.
- ▶ A cold impact test (at $-25\text{ }^{\circ}\text{C}$), a test of the adhesive strength of the insulation (with 500 N) and a single voltage test in a water bath (10,000 V/AC) are carried out in accordance with EN/IEC 60900.
- ▶ 2-component safety handle.

Benefits:

- ▶ The heavy-duty hand protection provides added safety when working under voltage.
- ▶ Guaranteed protection even under extreme conditions.
- ▶ Non-slip overlay thanks to matched elastomer materials.

■ The screwdriver that goes deep.

- ▶ With magnet and immersion depth of up to 41 mm.

Benefits:

- ▶ The magnet holds the nut in position in tight spaces.
- ▶ The spring body enables nuts that sit on a long thread easy to fit and remove.



▶ More from Page 466.



■ Compacts in narrow situations.

- ▶ Versatile thanks to its small dimensions.
- ▶ Automatic self-triggers when the set torque value is reached.
- ▶ Torque range from 5 to 25 Nm.

Benefits:

- ▶ The display with clear Nm scale enables the values to be quickly read off.
- ▶ More safety with 2-colour multi-layer insulation to DIN - VDE/EN 60900:2004.

■ Safety to hand - the fully-insulated tool set.

- ▶ Fully-insulated to EN 60900, 1/2", 20-part.
- ▶ To DIN 7448 from vanadium special steel.
- ▶ 2-colour dipped insulation - outside orange, inside yellow.
- ▶ Sturdy, impact-proof plastic box with foam inlay.

Benefits:

- ▶ The most important VDE tools are to hand immediately.
- ▶ The tools are protected from damage in the robust box with foam inlay.
- ▶ Increased safety with 2-colour dipped insulation - damage is immediately visible.



VDE tools

VDE Cable cutter



1000V
IEC 60900

Characteristics

- Adjustable joint
- Cuts fine and superfine stranded copper and alu cables

Part No.	KL010160IS	KL010210IS
Item	VDE Cable cutter, 160 mm	VDE Cable cutter, 210 mm
Part No. POS	KL010160ISSB	KL010210ISSB
Dimension mm	160	210
Weight g	225	340
Cutting power single and multistranded cable	16	25

VDE Heavy-duty combination plier



1000V
IEC 60900

Characteristics

- With combination spanner from 11 - 17 mm (M8 - M10)
- Holds flat and round material
- Cuts soft wires, e.g. copper, alu, medium-hard wires e.g. nails, wire nails and hard wires, e.g. wire cable, steel wire

Part No.	KL020165IS	KL020180IS	KL020205IS
Item	VDE Heavy-duty combination plier, 165 mm	VDE Heavy-duty combination plier, 180 mm	VDE Heavy-duty combination plier, 205 mm
Part No. POS	KL020165ISSB	KL020180ISSB	KL020205ISSB
Dimension mm	165	180	205
Weight g	200	255	280
Cutting power soft wire dia. mm	4,0	5,2	5,9
Cutting power medium wire dia. mm	3,1	3,4	3,8
Cutting power hard wire dia. mm	2,0	2,2	2,5

VDE Heavy-duty combination plier, angled



1000V
IEC 60900

Characteristics

- 45° angled head
- With combination spanner from 11 - 17 mm (M8 - M10)
- Holds flat and round material
- Cuts soft wires, e.g. copper, alu, medium-hard wires e.g. nails, wire nails and hard wires, e.g. wire cable, steel wire

Part No.	KL026205IS
Item	VDE Heavy-duty combination plier, angled 205 mm
Dimension mm	205
Weight g	285
Cutting power soft wire dia. mm	5,9
Cutting power medium wire dia. mm	3,8
Cutting power hard wire dia. mm	2,5

VDE Side cutter

Characteristics

- Wave profile for optimized cutting of insulated cables
- Cuts soft wires, e.g. copper, alu, medium-hard wires e.g. nails, wire nails and hard wires, e.g. wire cable, steel wire

Part No.	KL040145IS	KL040160IS	KL040180IS
Item	VDE Side cutter, 145 mm	VDE Side cutter, 160 mm	VDE Side cutter, 180 mm
Part No. POS	KL040145ISSB	KL040160ISSB	KL040180ISSB
Dimension mm	145	160	180
Weight g	180	210	265
Cutting power soft wire dia. mm	5,0	6,0	7,0
Cutting power medium wire dia. mm	2,5	3,5	4,0
Cutting power hard wire dia. mm	1,7	2,0	2,5
Cutting power single and multistranded cable	8,0	11,0	13,0



VDE Electrician side cutter

Characteristics

- Inductive hardened precision cutting edges for superfine wires
- Cuts soft wires, e.g. copper, alu, medium-hard wires e.g. nails, wire nails and hard wires, e.g. wire cable, steel wire
- Stripping range for single and multi-stranded cables: 1.5mm² and 2.5mm²

Part No.	KL042190IS
Item	VDE Electrician side cutter, 190 mm
Part No. POS	KL042190ISSB
Dimension mm	190
Weight g	285
Cutting power soft wire dia. mm	2,0
Cutting power medium wire dia. mm	1,0
Cutting power single and multistranded cable	4,0



VDE Heavy duty side cutter



Characteristics

- Wave profile for optimized cutting of insulated cables
- Ergonomically designed handles
- High cutting performance on hard wires and piano wires

Part No.	KL045180IS	KL044200IS	KL045240IS
Item	VDE Heavy-duty side cutter, 180 mm	VDE Electrician's heavy duty 200 mm	VDE Heavy-duty side cutter, 240 mm
Part No. POS	KL044200ISSB		
Dimension mm	180	200	240
Weight g	285	310	420
Cutting power soft wire dia. mm	3,7	4,0	4,5
Cutting power medium wire dia. mm	2,6	2,8	3,5
Cutting power hard wire dia. mm	2,2	2,5	3,0

VDE Heavy-duty lever side cutter



Characteristics

- 40% saving in power
- Inductively-hardened precision cutting edges
- Special tool steel drop-forged, oil-hardened
- Cuts medium-hard wires, e.g. nails, wire nails and hard wires, e.g. wire cable, steel wire as well as piano wire

Part No.	KL046200IS
Item	VDE Heavy-duty lever side cutter, 200 mm
Part No. POS	KL046200ISSB
Dimension mm	200
Cutting power medium wire dia. mm	4,5
Cutting power hard wire dia. mm	3,5
Cutting power piano wire dia. mm	3,0

VDE Telephone plier, straight



Characteristics

- Long, flat/round jaws
- Serrated jaws
- Cutting edge inductive hardened
- With combination spanner from 11 - 17 mm (M8 - M10)
- With wire cutter for soft wires, e.g. copper, alu, medium-hard wires e.g. nails, wire nails and hard wires, e.g. wire cable, steel wire

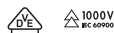
Part No.	KL050205IS
Item	VDE Telephone plier, straight, 205 mm
Part No. POS	KL050205ISSB
Dimension mm	205
Weight g	215
Cutting power soft wire dia. mm	3,9
Cutting power medium wire dia. mm	3,2
Cutting power hard wire dia. mm	2,2

VDE Telephone plier, bent

Characteristics

- Long, 45° angled, flat/round jaws
- Serrated jaws
- Cutting edge inductive hardened
- With combination spanner from 11 - 17 mm (M8 - M10)
- Cuts soft wires, e.g. copper, alu, medium-hard wires e.g. nails, wire nails and hard wires, e.g. wire cable, steel wire

Part No.	KL055205IS
Item	VDE Telephone plier, bent, 205 mm
Part No. POS	KL055205ISSB
Dimension mm	205
Weight g	215
Cutting power soft wire dia. mm	3,9
Cutting power medium wire dia. mm	3,2
Cutting power hard wire dia. mm	2,2



VDE Wire stripper

Characteristics

- With opening spring and V-shaped cutting edges
- With setting screw for adjustment the cable diameter
- Stripping range for single and multi-stranded cables 0 to 5.0 mm dia. and 10.0 mm² conductor cross-sections

Part No.	KL060160IS
Item	VDE Wire stripper, 160 mm
Part No. POS	KL060160ISSB
Dimension mm	160
Weight g	185



VDE Water pump plier, jaw width 50 mm

Characteristics

- Jaw width 50 mm
- Integrated hand protection
- Ratchet adjustment
- Box joint design
- Double serrated jaws

Part No.	KL070250IS
Item	VDE Water pump plier, jaw width 50 mm
Part No. POS	KL070250ISSB
Dimension mm	250
Weight g	410



VDE tools

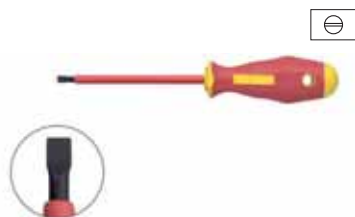
Automatic VDE wire stripper 0.2 - 6 mm²

Characteristics

- Tested acc. to VDE standards for safe working on live conductors up to 1000 V
- Adjustable length stop from 5 - 12 mm
- For flexible and solid conductors from 0.2 - 6 mm²
- Locking function to protect blades

Part No.	KL760180IS
Item	Automatic VDE wire stripper 0.2 - 6 mm ²
Dimension mm	215
Weight g	130

VDE Slotted screwdrivers



Item	Dimension mm	Weight g	Part No.
VDE Slotted screwdriver, 2.5 x 0.4 mm	75 x 2,5 x 0,4	22	KL1007525IS
VDE Slotted screwdriver, 3.0 x 0.5 mm	100 x 3,0 x 0,5	28	KL10010030IS
VDE Slotted screwdriver, 3.5 x 0.6 mm	100 x 3,5 x 0,6	30	KL10010035IS
VDE Slotted screwdriver, 4.0 x 0.8 mm	100 x 4,0 x 0,8	44	KL10010040IS
VDE Slotted screwdriver, 5.5 x 1.0 mm	125 x 5,5 x 1,0	70	KL10012555IS
VDE Slotted screwdriver, 6.5 x 1.2 mm	150 x 6,5 x 1,2	86	KL10015065IS
VDE Slotted screwdriver, 8.0 x 1.2 mm	175 x 8,0 x 1,2	135	KL10017580IS

VDE Phillips screwdrivers



Item	Dimension mm	Weight g	Part No.
VDE Phillips screwdriver, PH1	80 x PH 1	52	KL110PH1IS
VDE Phillips screwdriver, PH2	100 x PH 2	80	KL110PH2IS
VDE Phillips screwdriver, PH3	150 x PH 3	145	KL110PH3IS

VDE Pozidriv screwdrivers

Item	Dimension mm	Weight g	Part No.
VDE Pozidriv screwdriver, PZ1	80 x PZ 1	49	KL120PZ1IS
VDE Pozidriv screwdriver, PZ2	100 x PZ 2	76	KL120PZ2IS
VDE Pozidriv screwdriver, PZ3	150 x PZ 3	140	KL120PZ3IS



VDE Plus/minus screwdrivers

Item	Dimension mm	Weight g	Part No.
VDE Plus/Minus screwdriver, Z1	80 x Z1	52	KL130PM1IS
VDE Plus/Minus screwdriver, Z2	100 x Z2	80	KL130PM2IS



VDE TORX® screwdriver

Item	Dimension mm	Weight g	Part No.
VDE TORX® screwdriver TX 10	100 x TX 10	45	KL150TX10IS
VDE TORX® screwdriver TX 15	100 x TX 15	45	KL150TX15IS
VDE TORX® screwdriver TX 20	100 x TX 20	69	KL150TX20IS
VDE TORX® screwdriver TX 25	100 x TX 25	69	KL150TX25IS
VDE TORX® screwdriver TX 30	100 x TX 30	96	KL150TX30IS



VDE tools

VDE-M-TEC Hexagon nut drivers

1000V
IEC 60900

Characteristics

- With box spanner tube - immersion depth approx. 41 mm - ideal for deep-seated screws and nuts
- With spring-loaded magnetic body

Item	Dimension mm	Für Gewinde	Weight g	Part No.
VDE-M-TEC Hexagon nut driver size 5.5	110 x 5,5	M3	100	KL14555IS
VDE-M-TEC Hexagon nut driver size 6	110 x 6,0	M3,5	100	KL14560IS
VDE-M-TEC Hexagon nut driver size 7	110 x 7,0	M4	100	KL14570IS
VDE-M-TEC Hexagon nut driver size 8	110 x 8,0	M5	110	KL14580IS
VDE-M-TEC Hexagon nut driver size 10	125 x 10,0	M6	110	KL145100IS
VDE-M-TEC Hexagon nut driver size 13	110 x 13,0	M8	110	KL145130IS

Voltage tester with heavy duty handle, single-pole, VDE 0680 150V - 250V



Characteristics

- Single-pole
- With heavy duty handle
- For voltage detection

Item	Dimension mm	Weight g	Part No.
Voltage tester with heavy duty handle, single-pole, VDE 0680 150V - 250V	73 x 3,0 x 0,8	30	KL19073IS

VDE Pliers set, 3-pieces

1000V
IEC 60900

Item	Part No.
VDE Plier set, 3-pieces	KL303IS

Scope of supply	Part No.	Page
VDE Heavy-duty combination plier, 180 mm	KL020180IS	460
VDE Side cutter, 160 mm	KL040160IS	461
VDE Telephone plier, straight, 205 mm	KL050205IS	462

VDE Plier set, 4-pieces

Item	Part No.
VDE Plier set, 4-pieces	KL304IS


Scope of supply	Part No.	Page
VDE Heavy-duty combination plier, 180 mm	KL020180IS	460
VDE Electrician Heavy-duty side cutter, 200 mm	KL044200IS	462
VDE Telephone plier, straight, 205 mm	KL050205IS	462
VDE Wire stripper, 160 mm	KL060160IS	463



VDE Plier/screwdriver set, 4-pieces

Item	Part No.
VDE Plier/screwdriver set, 4-pieces	KL305IS

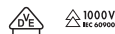

Scope of supply	Part No.	Page
VDE Cable cutter, 160 mm	KL010160IS	460
VDE Wire stripper, 160 mm	KL060160IS	463
VDE Slotted screwdriver, 3.5 x 0.6 mm	KL10010035IS	464
VDE Plus/Minus screwdriver, Z1	KL130PM1IS	465



VDE Plier/screwdriver set, 6-pieces

Item	Part No.
VDE Plier/screwdriver set, 6-pieces	KL306IS

Scope of supply	Part No.	Page
VDE Telephone plier, straight, 205 mm	KL050205IS	462
VDE Side cutter, 160 mm	KL040160IS	461
VDE Phillips screwdriver, PH1	KL110PH1IS	464
VDE Phillips screwdriver, PH2	KL110PH2IS	464
VDE Slotted screwdriver, 2.5 x 0.4 mm	KL1007525IS	464
VDE Slotted screwdriver, 4.0 x 0.8 mm	KL10010040IS	464



VDE tools

VDE Screwdriver set, 3-pieces

1000V
IEC 60900

Item	Part No.
VDE Screwdriver set, 3-pieces	KL391IS

Scope of supply	Part No.	Page
VDE Phillips screwdriver, PH1	KL110PH1IS	464
VDE Phillips screwdriver, PH2	KL110PH2IS	464
VDE Slotted screwdriver, 3,5 x 0,6 mm	KL10010035IS	464


VDE Screwdriver set, 3-pieces

1000V
IEC 60900

Item	Part No.
VDE Screwdriver set, 3-pieces	KL392IS

Scope of supply	Part No.	Page
VDE Pozidriv screwdriver, PZ1	KL120PZ1IS	465
VDE Pozidriv screwdriver, PZ2	KL120PZ2IS	465
VDE Slotted screwdriver, 4,0 x 0,8 mm	KL10010040IS	464

VDE Screwdriver set, 3-pieces

1000V
IEC 60900


Item	Part No.
VDE Screwdriver set, 3-pieces	KL393IS

Scope of supply	Part No.	Page
VDE Plus/Minus screwdriver, Z1	KL130PM1IS	465
VDE Plus/Minus screwdriver, Z2	KL130PM2IS	465
Voltage tester with heavy duty handle, single-pole, VDE 0680 150V - 250V	KL19073IS	466

VDE Screwdriver set, 6-pieces

Item	Part No.
VDE Screwdriver set, 6-pieces	KL390IS


Scope of supply	Part No.	Page
VDE Phillips screwdriver, PH1	KL110PH1IS	464
VDE Phillips screwdriver, PH2	KL110PH2IS	464
VDE Slotted screwdriver, 2.5 x 0.4 mm	KL1007525IS	464
VDE Slotted screwdriver, 4.0 x 0.8 mm	KL10010040IS	464
VDE Slotted screwdriver, 5.5 x 1.0 mm	KL10012555IS	464
Voltage tester with heavy duty handle, single-pole, VDE 0680 150V - 250V	KL19073IS	466



VDE Screwdriver set, 6-pieces

Item	Part No.
VDE Screwdriver set, 6-pieces	KL399IS

Scope of supply	Part No.	Page
VDE Slotted screwdriver, 8.0 x 1.2 mm		
VDE Slotted screwdriver, 8.0 x 1.2 mm		
VDE Slotted screwdriver, 8.0 x 1.2 mm		
VDE Slotted screwdriver, 8.0 x 1.2 mm		
VDE Slotted screwdriver, 8.0 x 1.2 mm		
VDE Slotted screwdriver, 8.0 x 1.2 mm		



Klauke E-smart box, 13-pieces



Characteristics

- 10 IEC Exchangeable blade set for all applications incl. contactless voltage tester
- Secure grip of blades in the handle by automatic locking
- Snap-on rotating cap and soft coating zone for use as a precision tool
- Safety tool acc. to EN/IEC 60900
- Blades can be re-ordered individually

Item	Part No.	
Klauke E-smart box, 13-pieces	KL301IS	
Scope of supply	Part No.	Page
Blade 2.5 x 0.4 mm	KLE300IS1	
Blade 3.5 x 0.6 mm	KLE300IS3	
Blade 4.0 x 0.8 mm	KLE300IS4	
Blade 5.5 x 1.0 mm	KLE300IS5	
Blade PH 1	KLE300IS6	
Blade PH 2	KLE300IS7	
Blade PZ 2	KLE300IS8	
Blade TX 20	KLE300IS11	
Blade Plus/Minus Z1	KLE300IS13	
Blade Plus/Minus Z 2	KLE300IS14	
Rotating cap	KLE300IS15	
E-smart handle 93 x 32 mm	KLE300IS12	
GT-12A Contactless voltage tester 50 - 1000 V	52063422	618

VDE Exchangeable blades



Characteristics

- Blades from special Chrome-molybdenum-vanadium alloy
- Shank 1/4" for high flexibility
- 100% safe due to VDE single part testing

Item	Part No.
Tool bag, including 9 VDE exchangeable blades	KL390TB9
VDE slotted blade, 3.5 x 0.6 mm	KL400S35170ISSB
VDE slotted blade, 4.0 x 0.8 mm	KL400S40170ISSB
VDE slotted blade, 5.5 x 1.0 mm	KL400S55170ISSB
VDE Phillips blade, PH1	KL400PH1170ISSB
VDE Phillips blade, PH2	KL400PH2170ISSB
VDE Pozidriv blade, PZ1	KL400PZ1170ISSB
VDE Pozidriv blade, PZ2	KL400PZ2170ISSB
VDE Plus/Minus blade, PM1	KL400PM1170ISSB
VDE Plus/Minus blade, PM2	KL400PM2170ISSB

Accessories	Part No.	Page
Tool bag, empty	KL390TL	
Nm handle 0.6 - 1.5 Nm	KLE3871513	
Nm handle 1.5 - 3.0 Nm	KLE3883013	
Nm handle 3.0 - 5.4 Nm	KLE3895413	

NH-Safety handle with guard

Characteristics

- Designation 1,000 V
- Acc. to DIN VDE 0680/4
- Made from impregnated leather
- With non-slip and cuff protection
- For NH fuses sizes 00-3

Item	Weight g	Part No.
NH-Safety handle with guard	470	KL600



1000V
IEC 60900

Electrician's safety helmet

Characteristics

- Designation 1,000 V
- Acc. to DIN EN 397
- 440 V AC
- Sizes adjustable

Item	Weight g	Part No.
Electrician's safety helmet	370	KL602GELB



1000V
IEC 60900

Electrician's face protection shield

Characteristics

- Designation 1,000 V
- Acc. to VDE
- Suitable for helmet KL602GELB

Item	Weight g	Part No.
Electrician's face protection shield	195	KL603



1000V
IEC 60900

VDE tools

Insulating floor mat



Characteristics

- Tested acc. to DIN 0303, part 21
- Safety mat for safe working with live parts in high voltage areas up to 1,000 Volt
- Penetration resistant up to 14.4 kV/mm (>50 kV/4mm)
- Sure-footed

Item	Dimension mm	Weight g	Part No.
Insulating floor mat	1000 x 1000 x 4	5300	KL620S1000

Rubber cover



Characteristics

- Tested acc. to DIN VDE 0680, part 1
- Test voltage: 5 kV/1 min.
- Insulating cover
- Penetration resistant
- Upper and lower side flat

Item	Dimension mm	Weight g	Part No.
Rubber cover, small	500 x 500 x 1,6	440	KL625A500
Rubber cover, large	1000 x 1000 x 1,6	1900	KL625A1000

Plastic clamp



Characteristics

- To fix rubber cover

Item	Dimension mm	Weight g	Part No.
Plastic clamp for rubber cover	150	70	KL628

Safety gloves

Characteristics

- Acc. to DIN EN 60903
- For working in voltage ranges up to 1000 Volt

Item	Dimension mm	Weight g	Part No.
Safety gloves, size 9	Size 09	250	KL60509
Safety gloves, size 10	Size 10	250	KL60510
Safety gloves, size 11	Size 11	250	KL60511



Cotton gloves

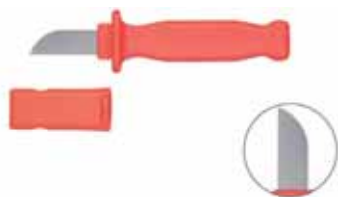
Characteristics

- Inner gloves from cotton
- For use with safety gloves, Part No. KL60509 / KL60510

Item	Weight g	Part No.
Cotton gloves	50	KL605U



Cable knife, straight



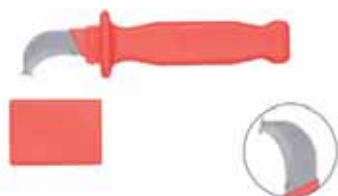
△ 1000V
IEC 60900

Characteristics

- With straight blade and safety cap
- Blade length: 50 mm

Item	Dimension mm	Weight g	Part No.
Cable knife, straight	200	105	KL640GK

Cable knife, hooked blade



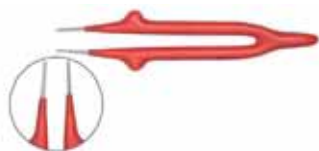
△ 1000V
IEC 60900

Characteristics

- With hooked blade and safety cap
- Blade length: 40 mm
- Special blade tip to protect insulation of conductor

Item	Dimension mm	Weight g	Part No.
Cable knife, hooked blade	190	100	KL642HK

Tweezer



△ 1000V
IEC 60900

Characteristics

- Straight and pointed tips
- With 2-layer safety insulation
- Non-slip protection

Item	Dimension mm	Weight g	Part No.
Tweezer	130	30	KL690130

Cleaning brush



△ 1000V
IEC 60900

Characteristics

- Length 400 mm
- Brush width 45 mm
- All-plastic version

Item	Weight g	Part No.
Cleaning brush	75	KL698

VDE Guide wedge

Item	Part No.
Guide wedge	K610



Fully insulated tool set, 1/2", 20-pieces

Characteristics

- Fully insulated acc. to EN 60900
- 2-colour dipped insulation - outside orange / inside yellow
- Vanadium special steel acc. to DIN 7448

Suitable for

- General working on live conductors



Item	Part No.	
Fully insulated tool set, 1/2", 20-pieces	KL1300IS12B20	
Scope of supply	Part No.	Page
Case KL1300L	KL1300L	
Ratchet Klemmfix 1/2" drive	KL1000IS12	477
T-wrench 1/2" drive	KL1299IS12	477
Extension 1/2" drive, 250 mm	KL1290IS12250	477
Extension 1/2" drive, 125 mm	KL1290IS12125	477
Socket 1/2" drive, AF 10 mm	KL1240IS1210	478
Socket 1/2" drive, AF 11 mm	KL1240IS1211	478
Socket 1/2" drive, AF 12 mm	KL1240IS1212	478
Socket 1/2" drive, AF 13 mm	KL1240IS1213	478
Socket 1/2" drive, AF 14 mm	KL1240IS1214	478
Socket 1/2" drive, AF 17 mm	KL1240IS1217	478
Socket 1/2" drive, AF 19 mm	KL1240IS1219	478
Socket 1/2" drive, AF 22 mm	KL1240IS1222	478
Socket 1/2" drive, AF 24 mm	KL1240IS1224	478
Socket 1/2" drive for slotted screws, 5.5 mm	KL1200IS1255	479
Socket 1/2" drive for Phillips screws, PH2	KL1210IS12PH2	479
Insert 1/2" drive for Plus/Minus PM2	KL1230IS12PM2	479
Cable knife, straight	KL640GK	474
VDE Side cutter, 180 mm	KL040180IS	461
VDE Slotted screwdriver, 3.5 x 0.6 mm	KL10010035IS	464
VDE Slotted screwdriver, 5.5 x 1.0 mm	KL10012555IS	464



Fully insulated open-end spanner



Characteristics

- Fully insulated acc. to EN 60900
- 2-colour dipped insulation - outside orange / inside yellow
- DIN 7448 from vanadium special steel

Suitable for

- Hexagonal head screws

Item	Part No.
Fully insulated open-end spanner 6 AF	KL1100IS6
Fully insulated open-end spanner 7 AF	KL1100IS7
Fully insulated open-ended spanner 8 AF	KL1100IS8
Fully insulated open-end spanner 10 AF	KL1100IS10
Fully insulated open-end spanner 11 AF	KL1100IS11
Fully insulated open-end spanner 12 AF	KL1100IS12
Fully insulated open-end spanner 13 AF	KL1100IS13
Fully insulated open-end spanner 17 AF	KL1100IS17
Fully insulated open-end spanner 19 AF	KL1100IS19
Fully insulated open-end spanner 22 AF	KL1100IS22

Torque wrench compact 3/8" and 1/2" drive



1000V
IEC 60900

Characteristics

- Fully insulated acc. to EN 60900
- 2-colour dipped insulation - outside orange / inside yellow
- With automatic release
- Ball locking device on the square, pull-off force up to 50 Nm
- Setting of response value using rotating grip
- Quickly read-off the values on the scale
- +/- 4% response accuracy
- Versatile use thanks to small dimensions

Item	Part No.
Torque wrench compact, 3/8", drive 5 - 25 Nm	KL1000IS38NM25
Torque wrench compact, 1/2", drive 5 - 25 Nm	KL1000IS12NM25

Torque wrench 3/8" and 1/2" drive



1000V
IEC 60900

Characteristics

- Fully insulated acc. to EN 60900
- 2-colour dipped insulation - outside orange / inside yellow
- With automatic release
- Ball locking device on the square, pull-off force up to 50 Nm
- Setting of response value using rotating grip
- Clearly readable values on the scale
- +/- 4% response accuracy

Item	Part No.
Torque wrench, 3/8", 2-27 Nm	KL1000IS38NM27
Torque wrench, 3/8", 5-50 Nm	KL1000IS38NM50
Torque wrench, 1/2", 2-27 Nm	KL1000IS12NM27
Torque wrench, 1/2", 5-50 Nm	KL1000IS12NM50

Ratchet Klemmfix 3/8" and 1/2" drive

Characteristics

- Fully insulated acc. to EN 60900
- 2-colour dipped insulation - outside orange / inside yellow
- Chrome-vanadium steel
- One-hand operation

Item	Part No.
Ratchet Klemmfix 3/8" drive	KL1000IS38
Ratchet Klemmfix 1/2" drive	KL1000IS12



1000V
IEC 60900

T-wrench 3/8" and 1/2" drive

Characteristics

- Fully insulated acc. to EN 60900
- 2-colour dipped insulation - outside orange / inside yellow
- Chrome-vanadium steel

Item	Part No.
T-wrench 3/8" drive	KL1299IS38
T-wrench 1/2" drive	KL1299IS12



1000V
IEC 60900

Extension 3/8" and 1/2" drive

Characteristics

- Fully insulated acc. to EN 60900
- 2-colour dipped insulation - outside orange / inside yellow
- Chrome-vanadium steel

Item	Dimension mm	Part No.
Extension 3/8" drive, 125 mm	125	KL1290IS38125
Extension 3/8" drive, 250 mm	250	KL1290IS38250
Extension 1/2" drive, 125 mm	125	KL1290IS12125
Extension 1/2" drive, 250 mm	250	KL1290IS12250



1000V
IEC 60900

Hexagonal sockets 3/8" and 1/2" drive



Characteristics

- Fully insulated acc. to EN 60900
- 2-colour dipped insulation - outside orange / inside yellow
- DIN 7448 from vanadium special steel
- For hex. head screws

△ 1000V
IEC 60900

Item	Part No.
Socket 3/8" drive, AF 10 mm	KL1240IS3810
Socket 3/8" drive, AF 11 mm	KL1240IS3811
Socket 3/8" drive, AF 12 mm	KL1240IS3812
Socket 3/8" drive, AF 13 mm	KL1240IS3813
Socket 3/8" drive, AF 14 mm	KL1240IS3814
Socket 3/8" drive, AF 17 mm	KL1240IS3817
Socket 3/8" drive, AF 19 mm	KL1240IS3819
Socket 1/2" drive, AF 10 mm	KL1240IS1210
Socket 1/2" drive, AF 11 mm	KL1240IS1211
Socket 1/2" drive, AF 12 mm	KL1240IS1212
Socket 1/2" drive, AF 13 mm	KL1240IS1213
Socket 1/2" drive, AF 14 mm	KL1240IS1214
Socket 1/2" drive, AF 16 mm	KL1240IS1216
Socket 1/2" drive, AF 17 mm	KL1240IS1217
Socket 1/2" drive, AF 19 mm	KL1240IS1219
Socket 1/2" drive, AF 22 mm	KL1240IS1222
Socket 1/2" drive, AF 24 mm	KL1240IS1224
Socket 1/2" drive, AF 27 mm	KL1240IS1227

Allen key sockets 3/8" and 1/2" drive



Characteristics

- Fully insulated acc. to EN 60900
- 2-colour dipped insulation - outside orange / inside yellow
- DIN 7448 from vanadium special steel

Suitable for

- Allen key

△ 1000V
IEC 60900

Item	Part No.
Socket 3/8" drive for Allen key, AF 4 mm	KL1260IS3814
Socket 3/8" drive for Allen key, AF 5 mm	KL1260IS3815
Socket 3/8" drive for Allen key, AF 6 mm	KL1260IS3816
Socket 3/8" drive for Allen key, AF 8 mm	KL1260IS3818
Socket 1/2" drive for Allen key, AF 4 mm	KL1260IS1214
Socket 1/2" drive for Allen key, AF 5 mm	KL1260IS1215
Socket 1/2" drive for Allen key, AF 6 mm	KL1260IS1216
Socket 1/2" drive for Allen key, AF 8 mm	KL1260IS1218

Screwdriver sockets 3/8" and 1/2" drive

Characteristics

- Fully insulated acc. to EN 60900
- 2-colour dipped insulation - outside orange / inside yellow
- DIN 7448 from vanadium special steel

Suitable for

- Plus/Minus

Item	Part No.
Socket 3/8" drive for Plus/Minus PM1	KL1230IS38PM1
Socket 3/8" drive for Plus/Minus PM2	KL1230IS38PM2
Socket 3/8" drive for Plus/Minus PM3	KL1230IS38PM3
Insert 1/2" drive for Plus/Minus PM1	KL1230IS12PM1
Insert 1/2" drive for Plus/Minus PM2	KL1230IS12PM2
Insert 1/2" drive for Plus/Minus PM3	KL1230IS12PM3



Screwdriver sockets 3/8" and 1/2" drive, for slotted screws

Characteristics

- Fully insulated acc. to EN 60900
- 2-colour dipped insulation - outside orange / inside yellow
- DIN 7448 from vanadium special steel

Suitable for

- Slotted screws 5.5

Item	Part No.
Socket 3/8" drive for slotted screws, 5.5 mm	KL1200IS3855
Socket 1/2" drive for slotted screws, 5.5 mm	KL1200IS1255



Screwdriver sockets 3/8" and 1/2" drive for Phillips screws

Characteristics

- Fully insulated to EN 60900
- 2-colour dipped insulation - outside orange / inside yellow
- DIN 7448 from vanadium special steel

Suitable for

- Phillips PH 2 screws

Item	Part No.
Socket 3/8" drive for Phillips screws, PH2	KL1210IS38PH2
Socket 1/2" drive for Phillips screws, PH2	KL1210IS12PH2



VDE Tool case, 27-pieces



Characteristics

- Hard-shell tool case, red
- Equipped with 27 mainly VDE-tested tools to DIN EN 60900

Item	Dimension mm	Weight g	Part No.
VDE Tool chest, 27-pieces	515x420x230	9800	KL880B26IS
Scope of supply			Part No. Page
VDE Heavy-duty combination plier, 180 mm			KL020180IS 460
VDE Water pump plier, jaw width 50 mm			KL070250IS 463
VDE Side cutter, 160 mm			KL040160IS 461
VDE Telephone plier, straight, 205 mm			KL050205IS 462
VDE Wire stripper, 160 mm			KL060160IS 463
VDE Cable cutter, 160 mm			KL010160IS 460
VDE Slotted screwdriver, 2,5 x 0.4 mm			KL1007525IS 464
VDE Slotted screwdriver, 3,5 x 0.6 mm			KL10010035IS 464
VDE Slotted screwdriver, 4,0 x 0.8 mm			KL10010040IS 464
VDE Slotted screwdriver, 5,5 x 1.0 mm			KL10012555IS 464
VDE Phillips screwdriver, PH1			KL110PH1IS 464
VDE Phillips screwdriver, PH2			KL110PH2IS 464
VDE Pozidriv screwdriver, PZ1			KL120PZ1IS 465
VDE Pozidriv screwdriver, PZ2			KL120PZ2IS 465
VDE Plus/Minus screwdriver, Z1			KL130PM1IS 465
VDE Plus/Minus screwdriver, Z2			KL130PM2IS 465
Voltage tester with heavy duty handle, single-pole, VDE 0680 150V - 250V			KL19073IS 466
Cable knife, straight			KL640GK 474
Rubber cover, large			KL625A1000 472
Plastic clamp for rubber cover			KL628 472
Safety gloves, size 10			KL60510 473
Cotton gloves			KL605U 473
Tweezer			KL690130 474
Cleaning brush			KL698 474
Control cabinet spirit level, 200 mm			KL420200 501
Automatic VDE wire stripper 0.2 - 6 mm ²			KL760180IS 464
Tool chest red, empty			KL880L 480
VDE Electrician Heavy-duty side cutter, 200 mm			KL044200IS 462

Tool chest red, empty



Characteristics

- Hard shell, red

Item	Dimension mm	Weight g	Part No.
Tool chest red, empty	515 x 420 x 230	4400	KL880L

Klauke®

Innovative. Functional.
And ergonomic.


Top quality tools made in Germany.

The Klauke tool range spans standard tools, safety tools, measuring and marking tools.



Pliers and VDE pliers have been granted with the IF Product Design Award.

■ **Multi-function tool:**
Holding, cutting and tightening.



- **Pliers, screwdrivers.**
- **Bits, holders and adapters.**
- **Basic tools, safety tools.**
- **Measuring and marking tools.**

- ▶ Holds flat and round materials.
- ▶ Cuts hard and soft wires.
- ▶ Combi-ring key function 11-17 mm (M8-10).

Benefits:

- ▶ You need only one tool for various applications.
- ▶ Versatile applications.
- ▶ *More on Page 484.*

■ Special handle for grip and cushion.

- ▶ Protection by safety cushion at the end of handle.
- ▶ Secure positioning thanks to **non-slip handle material**.
- ▶ Ergonomically-designed handles.

Benefits:

- ▶ The safety cushion protects the pliers from damage even when dropped.
- ▶ Pliers won't slip even when placed on inclines.
- ▶ Specially-designed handles for increased force. Efficiency is also improved.



■ The correct blade for every screw.



- ▶ More from Page 490.

- ▶ Available in 8 different shapes.
- ▶ Ergonomically designed two-component handles.
- ▶ All screwdrivers are also available VDE approved.

Benefits:

- ▶ The Klauke range offers a **suitable screwdriver for every screw type**.
- ▶ The two-component handles developed specifically for Klauke tools have a pleasant feel and offer outstanding torque transfer.

■ Ideally integrated into the handle.

Ergonomic design, impact protection and inscription space.

- ▶ Protection by safety cushion at the end of handle.
- ▶ Inscription space or signature panel on the inside of the handle.
- ▶ Ergonomically-designed handle sleeves.

Benefits:

- ▶ The safety cushion protects the pliers from damage even when dropped.
- ▶ You will find a suitable tool every time.
- ▶ Two component handles have a pleasant feel and offer outstanding torque transfer.



Cable cutter



Characteristics

- Adjustable joint
- Cuts fine and superfine stranded copper and alu cable

Part No.	KL010160	KL010210
Item	Cable cutter 160 mm	Cable cutter 210 mm
Dimension mm	160	210
Weight g	250	335
Cutting power single and multistranded cable	16	25

Heavy duty combination plier



Characteristics

- With combination spanner from 11 - 17 mm (M8 - M10)
- Holds flat and round material
- Cuts soft wires, e.g. copper, alu, medium-hard wires e.g. nails, wire nails and hard wires, e.g. wire cable, steel wire

Part No.	KL020165	KL020180	KL020205
Item	Heavy-duty combination plier, 165 mm	Heavy-duty combination plier, 180 mm	Heavy-duty combination plier, 205 mm
Dimension mm	165	180	205
Weight g	200	255	285
Cutting power soft wire dia. mm	4,0	5,2	5,9
Cutting power medium wire dia. mm	3,1	3,4	3,8
Cutting power hard wire dia. mm	2,0	2,2	2,5

Heavy-duty combination plier, angled



Characteristics

- 45° angled head
- With combination spanner from 11 - 17 mm (M8 - M10)
- Holds flat and round material
- Cuts soft wires, e.g. copper, alu, medium-hard wires e.g. nails, wire nails and hard wires, e.g. wire cable, steel wire

Part No.	KL026205
Item	Heavy-duty combination plier, angled 205 mm
Dimension mm	205
Weight g	285
Cutting power soft wire dia. mm	5,9
Cutting power medium wire dia. mm	3,8
Cutting power hard wire dia. mm	2,5

Long flat nose plier

Characteristics

- With long, flat jaws
- Serrated jaws
- Tool steel drop-forged, oil-hardened

Part No.	KL030160
Item	Long flat nose plier, 160 mm
Dimension mm	160
Weight g	155



Long round nose plier

Characteristics

- With long, round jaws
- Anti-slip, rounded precision tips
- Tool steel drop-forged, oil-hardened

Part No.	KL035160
Item	Long round nose plier, 160 mm
Dimension mm	160
Weight g	165



Side cutters

Characteristics

- Wave profile for optimized cutting of insulated cables
- Cuts soft wires, e.g. copper, alu, medium-hard wires e.g. nails, wire nails and hard wires, e.g. wire cable, steel wire

Part No.	KL040145	KL040160	KL040180
Item	Side cutter, 145 mm	Side cutter, 160 mm	Side cutter, 180 mm
Dimension mm	145	160	180
Weight g	180	210	265
Cutting power soft wire dia. mm	5,0	6,0	7,0
Cutting power medium wire dia. mm	2,5	3,5	4,0
Cutting power hard wire dia. mm	1,7	2,0	2,5
Cutting power single and multistranded cable	8,0	11,0	13,0



Heavy duty side cutters



Characteristics

- Wave profile for optimized cutting of insulated cables
- Cuts soft wires, e.g. copper, alu, medium-hard wires e.g. nails, wire nails and hard wires, e.g. wire cable, steel wire

Part No.	KL045180	KL045200
Item	Heavy-duty side cutter, 180 mm	Heavy-duty side cutter, 200 mm
Dimension mm	180	200
Weight g	285	310
Cutting power medium wire dia. mm	3,7	4,0
Cutting power hard wire dia. mm	2,6	2,8
Cutting power piano wire dia. mm	2,2	2,5

Telephone pliers, straight



Characteristics

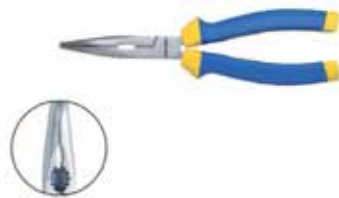
- Long, straight flat/round jaws
- Serrated jaws (KL050205 only)
- Cutting edge inductive hardened
- With combination spanner from 11 - 17 mm (M8 - M10)
- Cuts soft wires, e.g. copper, alu, medium-hard wires e.g. nails, wire nails and hard wires, e.g. wire cable, steel wire

Part No.	KL050170	KL050205
Item	Telephone plier, straight 170 mm	Telephone plier, straight 205 mm
Dimension mm	170	205
Weight g	165	215
Cutting power soft wire dia. mm	2,5	3,9
Cutting power medium wire dia. mm	1,6	3,2
Cutting power hard wire dia. mm		2,2

Telephone pliers, bent

Characteristics

- Long, 45° angled, flat/round jaws
- Serrated jaws (KL055205 only)
- Cutting edge inductive hardened
- With combination spanner from 11 - 17 mm (M8 - M10)
- Cuts soft wires, e.g. copper, alu, medium-hard wires e.g. nails, wire nails and hard wires, e.g. wire cable, steel wire



Part No.	KL055170	KL055205
Item	Telephone plier, bent 170 mm	Telephone plier, bent 205 mm
Dimension mm	170	205
Weight g	165	215
Cutting power soft wire dia. mm	2,5	3,9
Cutting power medium wire dia. mm	1,6	3,2
Cutting power hard wire dia. mm		2,2

Wire stripper

Characteristics

- With opening spring and V-shaped cutting edges
- With adjustment screw for setting the cable diameter
- Stripping range for single and multi-stranded cables 0 to 5.0 mm dia. and 10.0 mm² conductor cross-section



Part No.	KL060160
Item	Wire stripper, 160 mm
Dimension mm	160
Weight g	185

Water pump plier, jaw width 50 mm (40% above DIN ISO)

Characteristics

- Jaw width 50 mm (40% above DIN ISO)
- Integrated hand protection
- Ratchet adjustment
- Box joint design
- Double serrated jaws
- Plastic coated handles (KL070250G)
- 2-component handle (KL070250)



Part No.	KL070250G	KL070250
Item	Water pump plier, jaw width 50 mm	Water pump plier, jaw width 50 mm
Dimension mm	250	250
Weight g	355	395

Water pump plier



Characteristics

- Jaw width up to 65 mm (40% above DIN ISO)
- Integrated hand protection
- Push button adjustment for setting quickly and accurately
- Box joint design with wide guide surfaces
- Double serrated jaws
- Teeth additionally inductive hardened
- Plastic coated handles (KL072180G / KL072250G / KL072300G)
- 2-component handle (KL072250)

Part No.	KL072180G	KL072250G	KL072250	KL072300G
Item	Water pump plier, jaw width 35 mm	Water pump plier, jaw width 50 mm	Water pump plier, jaw width 50 mm	Water pump plier, jaw width 65 mm
Dimension mm	180	250	250	300
Weight g	190	300	350	530

Waterpump pliers, grooved, jaw width 50 mm



Characteristics

- Jaw width 50 mm
- Double grooved joint and safety stop
- Optimum pivot point - lower effort
- Non-slip overlay due to matched elastomers
- Plastic coated handles (KL075250G)
- 2-component handle (KL075250)

Part No.	KL075250G	KL075250
Item	Waterpump pliers, grooved, jaw width 50 mm	Waterpump pliers, grooved, jaw width 50 mm
Dimension mm	250	250
Weight g	390	433

Fitting plier, jaw width 53 mm



Characteristics

- Parallel and moveable jaws for maximum force
- Large jaw opening adjustable from 0 - 53 mm
- Integrated hand protection
- Push-button adjustment
- Box joint design
- Plastic coated handles

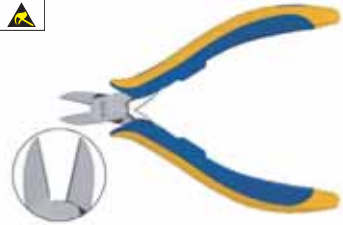
Part No.	KL078250G
Item	Fitting plier
Dimension mm	250
Weight g	375

ESD Electronic side cutters

Characteristics

- For soft wires to 1.2 mm
- Precision pliers for high precision work
- Double leaf spring with low friction
- Cutting edges additionally induction hardened
- With electrical discharging grips
- Surface resistance amounts 1 to 100 MOhm

Item	Dimension mm	Weight g	Part No.
Electronic side cutter, with facet	115	62	KL040115EL
Electronic side cutter, without facet	115	60	KL040115ELW



ESD Electronic chain nose plier

Characteristics

- Smooth inside jaws, edges rounded
- With electrical discharging grips
- Surface resistance amounts 1 to 100 MOhm
- Optimised for gripping fine edges or forms of wires

Item	Dimension mm	Weight g	Part No.
Electronic chain nose plier	115	64	KL050115EL



Electronic side cutter

Characteristics

- Clearance angle 21°
- For soft wires to 1.3 mm dia.
- Free from backlash
- With opening spring
- 2-component handle

Item	Dimension mm	Weight g	Part No.
Electronic side cutter, without wire trapping spring	128	64	KL040128EL
Electronic side cutter, with wire trapping spring	128	66	KL040128ELH



Electronic assortment, 7-pieces



Characteristics

- 2-component handle
- Cross-slotted PH-screws PH000 to PH1
- Cross-slotted PZ-screws PZ0 to PZ1
- Holder with replaceable blades
- Slotted screws 1.5 to 4.0 mm

Item	Weight g	Part No.
Electronic assortment, 7-pieces	161	KL350
Scope of supply	Part No.	Page
Blade 1.5 x 0.25 - 3.0 x 0.5 mm	KLE3501	
Blade 2.0 x 0.4 - 3.5 x 0.6 mm	KLE3502	
Blade 2.5 x 0.4 - 4.0 x 0.8 mm	KLE3503	
Blade PH 000 - PH 00	KLE3504	
Blade PH 0 - PH 1	KLE3505	
Blade PH 0 - PZ 1	KLE3506	
Tool holder 95 x 14 mm	KLE3507	

Slotted screwdrivers



Item	Dimension mm	Weight g	Part No.
Slotted screwdriver 2.5 mm	75 x 2,5 x 0,4	26	KL1007525
Slotted screwdriver 3 mm	80 x 3,0 x 0,5	28	KL1008030
Slotted screwdriver 3.5 mm	100 x 3,5 x 0,6	32	KL10010035
Slotted screwdriver 4 mm	100 x 4,0 x 0,8	45	KL10010040
Slotted screwdriver 5.5 mm	125 x 5,5 x 1,0	71	KL10012555
Slotted screwdriver 6.5 mm	150 x 6,5 x 1,2	89	KL10015065
Slotted screwdriver 8 mm	175 x 8,0 x 1,2	129	KL10017580

Slotted screwdriver



Item	Dimension mm	Weight g	Part No.
Slotted screwdriver, 5.5 x 1.0 mm	100 x 5,5 x 1,0	74	KL10510055
Slotted screwdriver, 6.5 x 1.2 mm	125 x 6,5 x 1,2	100	KL10512565
Slotted screwdriver, 8.0 x 1.2 mm	150 x 8,0 x 1,2	162	KL10515080

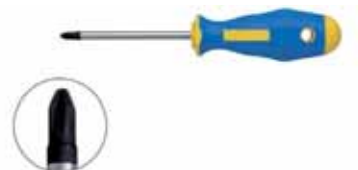
Phillips screwdrivers

Item	Dimension mm	Weight g	Part No.
Phillips screwdriver PH1	80 x PH 1	51	KL110PH1
Phillips screwdriver PH2	100 x PH 2	79	KL110PH2
Phillips screwdriver PH3	150 x PH 3	138	KL110PH3



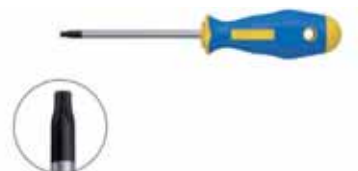
Pozidriv screwdrivers

Item	Dimension mm	Weight g	Part No.
Pozidriv screwdriver PZ1	80 x PZ 1	51	KL120PZ1
Pozidriv screwdriver PZ2	100 x PZ 2	79	KL120PZ2
Pozidriv screwdriver PZ3	150 x PZ 3	138	KL120PZ3



TORX® TR screwdrivers

Item	Dimension mm	Weight g	Part No.
TORX® Screwdriver Tamper Resistant TR10	100 x TX TR 10	46	KL150TR10
TORX® Screwdriver Tamper Resistant TR15	100 x TX TR 15	48	KL150TR15
TORX® Screwdriver Tamper Resistant TR20	100 x TX TR 20	69	KL150TR20
TORX® Screwdriver Tamper Resistant TR25	100 x TX TR 25	69	KL150TR25
TORX® Screwdriver Tamper Resistant TR30	115 x TX TR 30	97	KL150TR30
TORX® Screwdriver Tamper Resistant TR40	125 x TX TR 40	129	KL150TR40



Ball-point head screwdrivers



Item	Dimension mm	Weight g	Part No.
Ball-point head screwdriver 3 mm	100 x 3,0	29	KL160K13
Ball-point head screwdriver 4 mm	100 x 4,0	49	KL160K14
Ball-point head screwdriver 5 mm	100 x 5,0	76	KL160K15
Ball-point head screwdriver 6 mm	125 x 6,0	91	KL160K16
Ball-point head screwdriver 8 mm	150 x 8,0	152	KL160K18

Slotted carburettor screwdriver



Item	Dimension mm	Weight g	Part No.
Slotted carburettor screwdriver, 5.5 mm	25 x 5,5 x 1,0	35	KL1002555

Phillips carburettor screwdriver



Item	Dimension mm	Weight g	Part No.
Phillips carburettor screwdriver, PH1	25 x PH 1	35	KL11025PH1

Slotted screwdriver bit 1/4", 73 mm

Characteristics

- Shank 1/4" (6.3) DIN3126

Item	Dimension mm	Weight g	Number parts	Part No.
Slotted screwdriver bit 1/4", 73 mm	73 x 0,6 x 3,5	16	2	KL2007335
Slotted screwdriver bit 1/4", 73 mm	73 x 0,8 x 4,0	18	2	KL2007340
Slotted screwdriver bit 1/4", 73 mm	73 x 1,0 x 5,5	26	2	KL2007355
Slotted screwdriver bit 1/4", 73 mm	73 x 1,2 x 6,5	34	2	KL2007365



Phillips screwdriver bits 1/4", 73 mm

Characteristics

- Shank 1/4" (6.3) DIN3126

Item	Dimension mm	Weight g	Number parts	Part No.
Phillips screwdriver bit 1/4", 73 mm PH1	73 x PH 1	22	2	KL21073PH1
Phillips screwdriver bit 1/4", 73 mm PH2	73 x PH 2	30	2	KL21073PH2



Pozidriv screwdriver bit 1/4", 73 mm

Characteristics

- Shank 1/4" (6.3) DIN3126

Item	Dimension mm	Weight g	Number parts	Part No.
Pozidriv screwdriver bit 1/4", 73 mm PZ1	73 x PZ 1	22	2	KL22073PZ1
Pozidriv screwdriver bit 1/4", 73 mm PZ2	73 x PZ 2	30	2	KL22073PZ2



Plus/Minus screwdriver bit, 1/4", 73 mm



Characteristics

- Shank 1/4" (6.3) DIN3126

Item	Dimension mm	Weight g	Number parts	Part No.
Plus/Minus screwdriver bit, 1/4", 73 mm	73 x Z 1	20	2	KL23073PM1
Plus/Minus screwdriver bit, 1/4", 73 mm	73 x Z 2	30	2	KL23073PM2

TORX® screwdriver bit, 1/4", 73 mm



Characteristics

- Shank 1/4" (6.3) DIN3126

Item	Dimension mm	Weight g	Number parts	Part No.
TORX® screwdriver bit, 1/4", 73 mm TX10	73 x TX 10	22	2	KL25073TX10
TORX® screwdriver bit, 1/4", 73 mm TX15	73 x TX 15	22	2	KL25073TX15
TORX® screwdriver bit, 1/4", 73 mm TX20	73 x TX 20	25	2	KL25073TX20
TORX® screwdriver bit, 1/4", 73 mm TX25	73 x TX 25	25	2	KL25073TX25
TORX® screwdriver bit, 1/4", 73 mm TX27	73 x TX 27	25	2	KL25073TX27
TORX® Screwdriver bit, 1/4", 73 mm TX30	73 x TX 30	30	2	KL25073TX30
TORX® Screwdriver bit, 1/4", 73 mm TX40	73 x TX 40	40	2	KL25073TX40

Magnetic bit holder, 1/4", 58 mm



Characteristics

- Shank 1/4" (6.3) DIN3126
- Strong magnet

Item	Dimension mm	Weight g	Part No.
Magnetic bit holder, 1/4", 58 mm	58	32	KL290

Mechanical bit holder, 1/4", 52 mm

Characteristics

- Shank 1/4" (6.3) DIN3126
- With quick-change chuck



Item	Dimension mm	Weight g	Part No.
Mechanical bit holder, 1/4", 52 mm	52	30	KL291

Adapter, 1/4", 50 mm

▶ Shank E 6.3 and 1/4" drive

Characteristics

- Shank 1/4" (6.3)

Suitable for

- Drive for 1/4" socket wrenches



Item	Dimension mm	Weight g	Part No.
Adapter, 1/4", 50 mm	50	15	KL295

Adapter, 3/8", 50 mm

Characteristics

- Shank 3/8" (10)



Item	Dimension mm	Weight g	Part No.
Adapter, 3/8", 50 mm	50	22	KL296

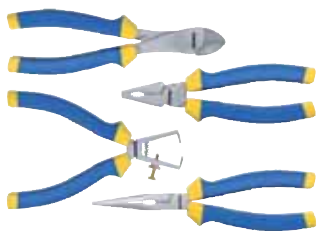
Plier set, 3-pieces

Item	Weight g	Part No.
Plier set, 3-pieces	790	KL303

Scope of supply	Part No.	Page
Heavy-duty combination plier, 180 mm	KL020180	484
Side cutter, 160 mm	KL040160	485
Telephone plier, straight 205 mm	KL050205	486



Plier set, 4-pieces



Item	Weight g	Part No.
Plier set, 4-pieces	1050	KL304

Scope of supply	Part No.	Page
Heavy-duty combination plier, 180 mm	KL020180	484
Heavy-duty side cutter, 200 mm	KL045200	486
Telephone plier, straight 205 mm	KL050205	486
Wire stripper, 160 mm	KL060160	487

Plier set, 3-pieces



Item	Weight g	Part No.
Plier set, 3-pieces	1100	KL310

Scope of supply	Part No.	Page
Heavy-duty combination plier, 180 mm	KL020180	484
Heavy-duty side cutter, 200 mm	KL045200	486
Water pump plier, jaw width 50 mm	KL072250	488

Plier set, 3-pieces



Item	Weight g	Part No.
Plier set, 3-pieces	1000	KL315

Scope of supply	Part No.	Page
Fitting plier	KL078250G	488
Water pump plier, jaw width 35 mm	KL072180G	488
Water pump plier, jaw width 50 mm	KL072250G	488

Slotted workshop screwdriver set, 3-pieces




Item	Weight g	Part No.
Slotted workshop screwdriver set, 3-pieces	425	KL380

Scope of supply	Part No.	Page
Slotted screwdriver, 5.5 x 1.0 mm	KL10510055	490
Slotted screwdriver, 6.5 x 1.2 mm	KL10512565	490
Slotted screwdriver, 8.0 x 1.2 mm	KL10515080	490

TORX® Screwdriver set, 3-pieces

Item	Weight g	Part No.
TORX® Screwdriver set, 3-pieces	385	KL385

Scope of supply	Part No.	Page
TORX® Screwdriver Tamper Resistant TR15	KL150TR15	491
TORX® Screwdriver Tamper Resistant TR20	KL150TR20	491
TORX® Screwdriver Tamper Resistant TR25	KL150TR25	491



Socket bit set 1/4", 28 pieces



Characteristics

- 16 bits: C6.3 x 25m PH1 / PH2 / PZ1 / PZ2 / PZ3 / SW3 / SW4 / SW5 / SW6 / 3.5 x 0.6 / 5.5 x 0.8 / 6.5 x 1.2 / T15 / T20 / T25 / T30
- 1 Quick-change adapter
- 7 sockets: 5 mm / 5.5 mm / 6 mm / 7 mm / 8 mm / 10 mm / 13 mm
- 1 Adapter 1/4"
- 1 Extension 1/4"
- 1 Extension for sockets
- 1 Fine-toothed professional ratchet
- 1 Screwdriver with innovative T-Smart handle

Item	Weight g	Number parts	Part No.
Socket bit set 1/4", 28 pieces	1130	28	KL361

Scope of supply	Part No.	Page
16-pce. Bit set C 6.3 1/4"	KLE3601	
7-pce. Socket set 1/4"	KLE3602	
Adapter 1/4" x 25 mm	KLE3603	
Adapter 1/4" x 150 mm	KLE3604	
Extension 75 mm	KLE3605	
Professional ratchet 1/4"	KLE3606	
T-Smart handle 105 x 39 mm	KLE3607	



Allen key set, 7 pieces

Characteristics

- SW 2 / SW 2.5 / SW 3 / SW 4 / SW 5 / SW 6 / SW 8
- In practical plastic holder

Item	Dimension mm	Weight g	Number parts	Part No.
Allen key set, 7 pieces	SW 2 - 8	171	7	KL370



Ball point allen key set, 9 pieces



Characteristics

- SW 1.5 / SW 2 / SW2.5 / SW 3 / SW 4 // SW 5 / SW 6 / SW 8 / SW 10
- In plastic holder

Item	Dimension mm	Weight g	Number parts	Part No.
Ball point allen key set, 9 pieces	SW 1.5 - 10	273	9	KL375

Torque-wrench set, 0.6 - 1.5 Nm



Characteristics

- Torque range from 0.6 - 1.5 Nm
- Easy torque adjustment using an Allen key
- Precise release when reaching the set torque

Item	Weight g	Number parts	Part No.	
Torque-wrench set, 0.6 - 1.5 Nm	1048	14	KL38715	
Scope of supply			Part No.	Page
Nm-slotted blade 3.0 x 0.5 x 170 mm			KLE387158	
Nm-slotted blade 3.5 x 0.6 x 170 mm			KLE387159	
Nm-Phillips blade PH 0 x 170 mm			KLE3871510	
Nm blade PZ 0 x 170 mm			KLE3871511	
Nm-TORX® blade TX 6 x 170 mm			KLE387151	
Nm-TORX® blade TX 7 x 170 mm			KLE387152	
Nm-TORX® blade TX 8 x 170 mm			KLE387153	
Nm-TORX® blade TX IP 7 x 170 mm			KLE387155	
Nm-TORX® blade TX IP 8 x 170 mm			KLE387156	
Nm-TORX® blade TX IP 9 x 170 mm			KLE387157	
Nm blade Z1 x 170 mm			KLE3883014	
Nm blade magnetic 170 mm			KLE3871512	
Nm handle 0.6 - 1.5 Nm			KLE3871513	
Adjusting spanner			KLE3871514	

Torque-wrench set, 1.5 - 3.0 Nm

Characteristics

- Torque range from 1.5 - 3.0 Nm
- Easy torque adjustment using an Allen key
- Precise release when reaching the set torque

Item	Weight g	Number parts	Part No.
Torque-wrench set, 1.5 - 3.0 Nm, 14 pieces	1066	14	KL38830
Scope of supply			Part No. Page
Nm-slotted blade 4.0 x 0.8 x 170 mm			KLE388301
Nm-Phillips blade PH 1 x 170 mm			KLE388302
Nm-Phillips blade PH 2 x 170 mm			KLE388303
Nm blade PZ 1 x 170 mm			KLE388304
Nm blade PZ 2 x 170 mm			KLE388305
Nm-TORX® blade TX 10 x 170 mm			KLE388307
Nm-TORX® blade TX 15 x 170 mm			KLE388308
Nm-TORX® blade TX IP 10 x 170 mm			KLE3883010
Nm-TORX® blade TX IP 15 x 170 mm			KLE3883011
Nm blade Z1 x 170 mm			KLE3883014
Nm blade Z2 x 170 mm			KLE3883015
Nm blade magnetic 170 mm			KLE3883012
Nm handle 1.5 - 3.0 Nm			KLE3883013
Adjusting spanner			KLE3871514



Torque-wrench set, 3.0 - 5.4 Nm

Characteristics

- Torque range from 3.0 - 5.4 Nm
- Easy torque adjustment using an Allen key
- Precise release when reaching the set torque

Item	Weight g	Number parts	Part No.
Torque-wrench set, 3.0 - 5.4 Nm	1066	14	KL38954
Scope of supply			Part No. Page
Nm-slotted blade 4.0 x 0.8 x 170 mm			KLE388301
Nm-Phillips blade PH 2 x 170 mm			KLE388303
Nm-Phillips blade PH 1 x 170 mm			KLE388302
Nm blade PZ 1 x 170 mm			KLE388304
Nm blade PZ 2 x 170 mm			KLE388305
Nm-TORX® blade TX 15 x 170 mm			KLE388308
Nm-TORX® blade TX 20 x 170 mm			KLE389541
Nm-TORX® blade TX 25 x 170 mm			KLE389542
Nm-TORX® blade TX IP 10 x 170 mm			KLE3883010
Nm-TORX® blade TX IP 15 x 170 mm			KLE3883011
Nm blade Z2 x 170 mm			KLE3883015
Nm blade magnetic 170 mm			KLE3883012
Nm handle 3.0 - 5.4 Nm			KLE3895413
Adjusting spanner			KLE3871514



Bit set, 6 pieces, 1/4", 73 mm



Characteristics

- Shank 1/4" (6.3) DIN3126
- KL330: 3.0 x 0.5 mm / 3.5 x 0.6 mm / 4.0 x 0.8 mm / 5.5 x 1.0 mm / PH 1 / PH 2
- KL331: PH 1 / PH 2 / PH 3 / PZ1 / PZ2 / PZ3
- KL335: TX10 / TX15 / TX20 / TX25 / TX30 / TX40

Item	Blade length mm	Weight g	Number parts	Part No.
Bit set, 1/4", 73 mm	73	120	6	KL330
Bit set, 1/4", 73 mm	73	120	6	KL331
TORX® bit set, 1/4", 73 mm	73	120	6	KL335

Bit box Swift, 7 pieces, 1/4", 25 mm



Characteristics

- Shank 1/4" (6.3) DIN3126
- In practical holder
- Incl. magnetic holder
- KL340: 1.0 x 5.5 mm / 1.2 x 6.5 mm / PZ 1 / PZ 2 / PH 1 / PH 2
- KL345: TX10 / TX15 / TX20 / TX25 / TX30 / TX40

Item	Blade length mm	Weight g	Number parts	Part No.
Bit box Swift, 1/4", 25 mm	25	75	7	KL340
TORX® bit box Swift, 1/4", 25 mm	25	75	7	KL345

Combination spanner set, 12 pieces



Characteristics

- Width across flats SW 8/9/10/11/12/13/14/15/16/17/19/22 mm
- Material: Chromium-Vanadium
- Surface: chromed

Item	Dimension mm	Weight g	Part No.
Combination spanner set, 12 pieces	SW 8 - 22	1055	KL365

Control cabinet spirit level, 200 mm

Characteristics

- With horizontal, vertical and 45° level

Item	Dimension mm	Weight g	Part No.
Control cabinet spirit level, 200 mm	200x42x17	65	KL420200



Aluminum spirit levels

Characteristics

- With vertical and horizontal level

Item	Dimension mm	Weight g	Part No.
Aluminum spirit level, 400 mm	400 x 40 x 15	210	KL425400
Aluminum spirit level, 600 mm	600 x 40 x 15	305	KL425600



Folding rule, 2 m

Characteristics

- White/yellow
- No. of links 10

Item	Weight g	Part No.
Folding rule, 2 m	126	KL402



Measuring tape, 3 m

Characteristics

- With 3 functions: Length, inside dimension and circles

Item	Weight g	Part No.
Measuring tape, 3 m	124	KL403



Carpenter's pencil



Characteristics

- Oval shape
- Pointed

Item	Weight g	Part No.
Carpenter's pencil	10	KL449

Marking pen



Characteristics

- Multimark permanent marker, black
- Fine tip 0.6 mm

Item	Weight g	Part No.
Marking pen	10	KL440F

Chalk for chalk lines



Characteristics

- 100 g bottle

Item	Weight g	Part No.
Chalk for chalk lines, red	100	KL451ROT
Chalk for chalk lines, blue	100	KL451BLAU

Chalk line



Characteristics

- Cord length: 15 m
- Allows simple marking of lines when laying conductors

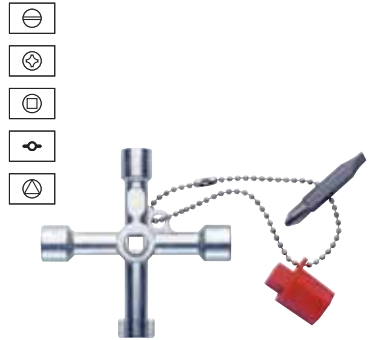
Item	Weight g	Part No.
Chalk line	380	KL450

Control cabinet key

Characteristics

- With chain and adapter and reversible bit 1/4"
- Square socket 5, 6 and 7 - 8 mm
- Triangular 9 mm
- Double pin keys 3 - 5 mm
- Bit PH2 and slotted 1.0 - 7 mm
- Radiator air venting (5 mm square drive) in centre

Item	Weight g	Part No.
Control cabinet key	75	KL500




Universal cabinet key, Subkey Electro

Characteristics

- 30% lower in weight and simplified opening mechanism
- Square socket 5, 6 and 7 - 8 mm
- Triangular 9 mm
- Double pin keys 3 - 5 mm
- Including 1/4" drive and 2 double bits
- Radiator air venting (5 mm square drive) at pin head
- Bit slotted 1, 2 x 7 mm, PH2

Item	Dimension mm	Weight g	Part No.
Universal cabinet key, subkey Electro	145	120	KL510




Universal cabinet key - SuBMaVo

Characteristics

- Incl. contact free voltage finder for secure detection of voltages from 50-600V on cables, sockets, lamps, etc.
- Integrated magnet field tester for contact free detection of permanent magnets and magnetic fields
- Double swivel lock with 4 different cabinet key options
- Square socket 6, 7 - 8 mm
- Triangular 9 mm
- Double pin keys 3 - 5 mm
- Bit slotted 1.2 - 7 mm, PH2

Item	Weight g	Part No.
Universal cabinet key - SuBMaVo	105	KL520



Engineer's hammer



Characteristics

- Steel-forged head
- Ground finish
- With protective nylon shroud

Item	Dimension mm	Weight g	Part No.
Engineer's hammer, 300 g	370	300	KL580300
Engineer's hammer, 500 g	610	500	KL580500

Sledge hammer



Characteristics

- Steel-forged head
- Ground finish
- With protective nylon shroud

Item	Dimension mm	Weight g	Part No.
Sledge hammer, 1000 g	1150	1000	KL5821000
Sledge hammer, 1250 g	1400	1250	KL5821250

Jointing chisel



Characteristics

- Chrome-vanadium steel, air-hardened
- Safety head, annealed

Item	Dimension mm	Weight g	Part No.
Jointing chisel	230 x 26 x 7	250	KL584230

Electrician's chisel



Characteristics

- Chrome-vanadium steel, air-hardened
- Safety head, annealed

Item	Dimension mm	Weight g	Part No.
Electrician's chisel, 200 mm	200	90	KL585200
Electrician's chisel, 250 mm	250	120	KL585250

Safety handle for jointing chisel

Suitable for

- Jointing chisel, part no. KL584230

Item	Weight g	Part No.
Safety handle for jointing chisel	110	KL586



Electrician's knife

Characteristics

- Hinged, with plastic handle

Item	Dimension mm	Weight g	Part No.
Electrician's knife	80	115	KL540



Hand saw

Characteristics

- With fixed wooden handle

Item	Dimension mm	Weight g	Part No.
Hand saw	290	95	KL559
Metal saw blades, 12 pieces	150	2	KL550ES



Universal saw

Characteristics

- With fibreglass reinforced plastic handle

Item	Dimension mm	Weight g	Part No.
Universal saw	250	170	KL550
Metal saw blades, 12 pieces	150	2	KL550ES



Combination scissors



Characteristics

- Serrated cutting edges
- With safety lock
- Cuts e.g. round and flat material from copper, aluminum, plastic, paper, cardboard, leather

Item	Dimension mm	Weight g	Part No.
Combination scissors	190	100	KL545

Universal knife



Characteristics

- With adjustable and replaceable blades

Item	Weight g	Dimension mm	Part No.
Universal knife	305		KL542
Replacement blade for universal knife	8	60x19x0,5	KL542ES

Cutter knife



Characteristics

- Knife with knock-off blades, all 9 mm

Item	Dimension mm	Weight g	Part No.
Cutter knife	9	45	KL544
Replacement blade for Cutter knife	9	5	KL544ES

Safety glasses uvex i-vo in microfibre bag

Characteristics

- Duo component technology with soft components for the sensitive zones (nose, forehead, ears) giving optimum and long-term wearing comfort
- Individual earpiece length adjustment
- Individual incline setting
- Clear lens for permanent anti-fog inside, extremely scratch-resistant outside
- Sun protection lens extremely scratch-resistant on both sides
- Easy and quick replacement of the sunglasses' lens
- 100 % UV protection
- EN 166
- Elegant microfibre pouch, also suitable for cleaning the glasses



Item	Weight g	Part No.
Safety glasses uvex i-vo in microfibre bag	33	KL604
Sun protection lens for safety glasses KL604	23	KL604S

L-BOXX with basic equipment for electrician's, 18-pieces

Characteristics

- L-BOXX from shock and impact resistant ABS plastic, loadable to 100 kg
- For integration in TÜV-approved in-vehicle equipment systems
- Stackable L-BOXXs with Easy-Click system



Item	Dimension mm	Part No.
L-BOXX with basic equipment for electrician's, 18-pieces	442x357x151 (B/T/H)	LBOXXKL18
Scope of supply	Part No.	Page
L-BOXX with front handle (W/D/H: 442 x 357 x 151 mm)	LBOXX136LFG	
VDE Telephone plier, straight, 205 mm	KL050205IS	462
VDE Heavy-duty combination plier, 180 mm	KL020180IS	460
VDE Side cutter, 160 mm	KL040160IS	461
VDE Cable cutter, 160 mm	KL010160IS	460
Automatic VDE wire stripper 0.2 - 6 mm ²	KL760180IS	464
VDE Water pump plier, jaw width 50 mm	KL070250IS	463
Measuring tape, 3 m	KL403	501
VDE Slotted screwdriver, 4.0 x 0.8 mm	KL10010040IS	464
VDE Slotted screwdriver, 5.5 x 1.0 mm	KL10012555IS	464
VDE Plus/Minus screwdriver, Z1	KL130PM1IS	465
VDE Plus/Minus screwdriver, Z2	KL130PM2IS	465
VDE Phillips screwdriver, PH1	KL110PH1IS	464
VDE Phillips screwdriver, PH2	KL110PH2IS	464
Voltage tester with heavy duty handle, single-pole, VDE 0680 150V - 250V	KL19073IS	466
DM-45 Digital multimeter 600 V AC/DC with temperature measurement	52059477	625
GT-85NE Bipolar voltage tester with LCD display	52049407	619
Allen key set, 7 pieces	KL370	497
Cable knife, hooked blade	KL745HK	521

Tool case for electricians, small



Item	Dimension mm	Weight kg	Part No.
Tool case for electricians, small	495 x 410 x 175	5,7	KL850BS
Scope of supply			Part No.
Voltage tester with heavy duty handle, single-pole, VDE 0680 150V - 250V			KL19073IS
VDE Slotted screwdriver, 4,0 x 0.8 mm			KL10010040IS 464
VDE Slotted screwdriver, 5,5 x 1.0 mm			KL10012555IS 464
VDE Phillips screwdriver, PH1			KL110PH1IS 464
VDE Phillips screwdriver, PH2			KL110PH2IS 464
VDE Plus/Minus screwdriver, Z1			KL130PM1IS 465
VDE Plus/Minus screwdriver, Z2			KL130PM2IS 465
VDE Side cutter, 160 mm			KL040160IS 461
VDE Telephone plier, straight, 205 mm			KL050205IS 462
Carpenter's pencil			KL449 502
Folding rule, 2 m			KL402 501
Control cabinet key			KL500 503
Hard shell case for KL850BS			KL850L 512

Tool case for electricians, medium



Item	Dimension mm	Weight kg	Part No.
Tool case for electricians, medium	495 x 420 x 200	6,0	KL860BM
Scope of supply			Part No.
Voltage tester with heavy duty handle, single-pole, VDE 0680 150V - 250V			KL19073IS 466
VDE Slotted screwdriver, 3,5 x 0.6 mm			KL10010035IS 464
VDE Slotted screwdriver, 4,0 x 0.8 mm			KL10010040IS 464
VDE Slotted screwdriver, 5,5 x 1.0 mm			KL10012555IS 464
VDE Phillips screwdriver, PH1			KL110PH1IS 464
VDE Phillips screwdriver, PH2			KL110PH2IS 464
VDE Pozidriv screwdriver, PZ1			KL120PZ1IS 465
VDE Pozidriv screwdriver, PZ2			KL120PZ2IS 465
VDE Plus/Minus screwdriver, Z1			KL130PM1IS 465
VDE Plus/Minus screwdriver, Z2			KL130PM2IS 465
VDE Side cutter, 160 mm			KL040160IS 461
VDE Heavy-duty combination plier, 180 mm			KL020180IS 460
VDE Telephone plier, straight, 205 mm			KL050205IS 462
VDE Wire stripper, 160 mm			KL060160IS 463
VDE Cable cutter, 160 mm			KL010160IS 460
Carpenter's pencil			KL449 502
Folding rule, 2 m			KL402 501
Control cabinet spirit level, 200 mm			KL420200 501
Hand saw			KL559 505
Engineer's hammer, 300 g			KL580300 504
Electrician's chisel, 250 mm			KL585250 504
Allen key set, 7 pieces			KL370 497
Bit box Swift, 1/4", 25 mm			KL340 500
Cable knife, hooked blade			KL745HK 521
Control cabinet key			KL500 503
KL860L hard – shell case for KL860BM and KL870BL			KL860L 512

Tool case for electricians, large

Item	Dimension mm	Part No.
Tool case for electricians, large	495 x 420 x 200	KL870BL



Scope of supply	Part No.	Page
Voltage tester with heavy duty handle, single-pole, VDE 0680 150V - 250V	KL19073IS	466
VDE Slotted screwdriver, 3.5 x 0.6 mm	KL10010035IS	464
VDE Slotted screwdriver, 4.0 x 0.8 mm	KL10010040IS	464
VDE Slotted screwdriver, 5.5 x 1.0 mm	KL10012555IS	464
VDE Slotted screwdriver, 6.5 x 1.2 mm	KL10015065IS	464
VDE Phillips screwdriver, PH1	KL110PH1IS	464
VDE Phillips screwdriver, PH2	KL110PH2IS	464
VDE Pozidriv screwdriver, PZ1	KL120PZ1IS	465
VDE Pozidriv screwdriver, PZ2	KL120PZ2IS	465
VDE Plus/Minus screwdriver, Z1	KL130PM1IS	465
VDE Plus/Minus screwdriver, Z2	KL130PM2IS	465
VDE TORX® screwdriver TX 15	KL150TX15IS	465
VDE TORX® screwdriver TX 20	KL150TX20IS	465
VDE TORX® screwdriver TX 25	KL150TX25IS	465
VDE TORX® screwdriver TX 30	KL150TX30IS	465
VDE Side cutter, 160 mm	KL040160IS	461
VDE Heavy-duty combination plier, 180 mm	KL020180IS	460
VDE Water pump plier, jaw width 50 mm	KL070250IS	463
VDE Telephone plier, straight, 205 mm	KL050205IS	462
Automatic VDE wire stripper 0.2 - 6 mm²	KL760180IS	464
VDE Cable cutter, 210 mm	KL010210IS	460
Carpenter's pencil	KL449	502
Folding rule, 2 m	KL402	501
Cutter knife	KL544	506
Aluminum spirit level, 400 mm	KL425400	501
Universal saw	KL550	505
Ball point allen key set, 9 pieces	KL375	498
Mechanical bit holder, 1/4", 52 mm	KL291	495
Bit set, 1/4", 73 mm	KL331	500
Cable knife, hooked blade	KL745HK	521
Round cable stripper 8 - 13mm²	KL710	521
Combination spanner set, 12 pieces	KL365	500
Control cabinet key	KL500	503
KL860L hard – shell case for KL860BM and KL870BL	KL860L	512



Professional roller trolley, 88 pieces



Characteristics

- With 4-section telescopic handle, up to 1050 mm
- Document compartment in lid
- Double aluminum frame
- Large rubber casters
- Case shell from non-breakable X-ABS
- Loads up to 40 kg
- Hinges for case lid lock

Item	Dimension mm	Weight g	Part No.	
Professional roller trolley, 88 pieces	470x210x355	15500	KL890TB88	
Scope of supply			Part No.	Page
Professional roller trolley, empty			KL890TL	511
VDE Heavy-duty combination plier, 180 mm			KL020180IS	460
VDE Telephone plier, straight, 205 mm			KL050205IS	462
VDE Electrician Heavy-duty side cutter, 200 mm			KL044200IS	462
VDE Wire stripper, 160 mm			KL060160IS	463
VDE Slotted screwdriver, 2.5 x 0.4 mm			KL1007525IS	464
VDE Slotted screwdriver, 3.5 x 0.6 mm			KL10010035IS	464
VDE Slotted screwdriver, 4.0 x 0.8 mm			KL10010040IS	464
VDE Slotted screwdriver, 5.5 x 1.0 mm			KL10012555IS	464
VDE Phillips screwdriver, PH1			KL110PH1IS	464
VDE Phillips screwdriver, PH2			KL110PH2IS	464
VDE Pozidriv screwdriver, PZ1			KL120PZ1IS	465
VDE Pozidriv screwdriver, PZ2			KL120PZ2IS	465
Voltage tester with heavy duty handle, single-pole, VDE 0680 150V - 250V			KL19073IS	466
VDE Plus/Minus screwdriver, Z1			KL130PM1IS	465
VDE Plus/Minus screwdriver, Z2			KL130PM2IS	465
VDE Cable cutter, 210 mm			KL010210IS	460
Water pump plier, jaw width 50 mm			KL070250	487
Bit set, 1/4", 73 mm			KL330	500
Wire stripper for flexible and solid conductors			KL760180	516
Combination spanner set, 12 pieces			KL365	500
Socket bit set 1/4", 28 pieces			KL361	497
Universal cabinet key, subkey Electro			KL510	503
Universal saw			KL550	505
Crimping tool with interchangeable dies			K507	258
Folding rule, 2 m			KL402	501
Carpenter's pencil			KL449	502
Cable knife, hooked blade			KL745HK	521
Round cable stripper 8 - 13mm ²			KL710	521
Allen key set, 7 pieces			KL370	497
Engineer's hammer, 300 g			KL580300	504
Safety glasses uvex i-vo in microfibre bag			KL604	507
Marking pen			KL440F	502
GT-85NE Bipolar voltage tester with LCD display			52049407	619
Kwik Stepper™ step bit with ROTASTOP® shaft ISO 12 - 40 mm			50069888	579
NETcat® Micro NC-100 + 200EP			NC100EP	657
CSJ-100 Jaw meter, open			52020887	644
NETcat® Micro NC-100			52024541	657
TC-20 Nylon carrying case with carrying strap for measuring instruments			50075357	633

Engineers professional case, 15-pieces

▶ Engineers basic equipment, mainly with VDE tools

Characteristics

- Technicians Notebook tool bag
- Material: hard-wearing nylon
- 90° folding-out front pocket
- High-quality zipper
- Spray-water protected floor
- Each side pocket has a zipper
- Adjustable carrying belt with quick-release fastener and shoulder pad
- Twin fixed carrying handle
- Compartment for business cards



Part No.		
Scope of supply	Part No.	Page
Technicians bag, empty	KL905L	512
VDE Phillips screwdriver, PH1	KL110PH1IS	464
VDE Phillips screwdriver, PH2	KL110PH2IS	464
VDE Slotted screwdriver, 2.5 x 0.4 mm	KL1007525IS	464
VDE Slotted screwdriver, 4.0 x 0.8 mm	KL10010040IS	464
VDE Slotted screwdriver, 5.5 x 1.0 mm	KL10012555IS	464
Voltage tester with heavy duty handle, single-pole, VDE 0680 150V - 250V	KL19073IS	466
VDE Plus/Minus screwdriver, Z1	KL130PM1IS	465
VDE Plus/Minus screwdriver, Z2	KL130PM2IS	465
Cable knife, hooked blade	KL745HK	521
VDE Telephone plier, straight, 205 mm	KL050205IS	462
VDE Electrician Heavy-duty side cutter, 200 mm	KL044200IS	462
Round cable stripper 8 - 13mm ²	KL710	521
VDE Heavy-duty combination plier, 165 mm	KL020165IS	460
Measuring tape, 3 m	KL403	501

Professional roller trolley, empty

Characteristics

- With 4-section telescopic handle, up to 1050 mm
- Document compartment in lid
- Double aluminum frame
- Large rubber casters
- Case shell from non-breakable X-ABS
- 2 compartments for business cards
- Two straps for writing instruments

Item	Dimension mm	Weight g	Part No.
Professional roller trolley, empty	470x210x355	6600	KL890TL



KL 860L Hard-shell case, empty



Characteristics

- Max. load capacity: 30 kg – Volume 32L
- Robust aluminum frame with abutting edge
- Case shell made of impact resistant ABS material
- Document compartment
- Variable bottom shell with customized sections

Item	Dimension mm	Weight kg	Part No.
KL860L hard – shell case for KL860BM and KL870BL	495 x 420 x 200	6.0	KL860L

KL850L Hard – shell case, empty



Characteristics

- Max. load capacity: 25 kg – Volume 26L
- Case shell made of impact resistant ABS material
- Robust aluminum frame with abutting edge
- Document compartment
- Variable bottom shell with customized sections

Item	Dimension mm	Weight kg	Part No.
Hard shell case for KL850BS	495 x 410 x 175	5.7	KL850L

Profi-installer's pocket



Characteristics

- Robust design with plastic guide rails, metal rods and sponge rubber handle
- Adjustable carrying bag with shoulder pad
- Outside section: 1 large lockable pocket with 2 boxes for small parts, 9 pockets, 2 Velcro strips for spirit levels etc., inside section: 3 compartments, 14 straps

Dimension mm	Weight g	Part No.
350 x 200 x 200	2600	KL920L

Technicians bag, empty



Characteristics

- Material: hard-wearing nylon, spray-water protected floor
- 90% folding front bag, lateral bags with zip
- Twin fixed carrying handle
- Adjustable carrying strap with fastener and shoulder rest
- Protected laptop compartment
- Compartment for business cards
- High-quality zipper

Item	Dimension mm	Weight g	Part No.
Technicians bag, empty	330 x 440 x 200	2600	KL905L

Tool wallet, Nylon, empty

Characteristics

- Material: Polytex
- Room for up 11 tools

Item	Dimension mm	Weight g	Part No.
Tool wallet, Nylon, empty	200x200x50	100	KL910L



Insulation easily removed.

Stripping tools for professional use.

Thousands of conductors are stripped every day. Mostly using professional tools. But also often in a hurry using a sharp blade. A standard action for many craftsmen but with potential serious consequences for electrical connections: Conductors and insulation are damaged or specified stripping lengths are not respected - the connections no longer meet requirements.

The use of professional stripping tools prevents such mistakes. Procedures can be standardised. The quality of connections remains consistent. Klauke stripping tools are designed for professional use and are set apart by their extremely long service life.



Standardised stripping ...

- Automatic wire stripping tools.
- For stripping ranges from 0.02 mm² to 25 mm².
- Also one-hand operation for larger cross sections.



.....by simple adjustment of the tools.

■ Ergonomically-designed handle and interchangeable blade cassettes: K 432.



▶ Ergonomically-designed rubber-coated handles.

- ▶ Made from fibreglass reinforced special plastic.
- ▶ Automatic adjustment of the cable cross-section.
- ▶ Interchangeable blade cassettes for flexible and solid conductors, and also for PVC and PTFE insulation.

Your benefits:

- ▶ The ergonomically-designed rubber coated handles guarantee convenient, user-friendly operation.
- ▶ The fibreglass reinforced special plastic guarantees maximum durability.
- ▶ Highly flexible thanks to interchangeable blade cassettes.



■ KL 765 PV: Solar cables easily processed.

- ▶ For stripping all standard flexible cables from 1.5 to 6.0 mm² in the solar technology sector.
- ▶ 5-fold adjustable fine setting.
- ▶ With integrated side cutter.

Your benefits:

- ▶ **Just with one tool for processing practically every cable in the solar technology sector.**
- ▶ Simple stripping - even with multi-layer insulation.
- ▶ Cables up to 3.0 mm dia.



■ Stripping V-shapes with KL 760180.



- ▶ For flexible and solid conductors from 0.2 mm² to 6 mm².
- ▶ Adjustable length stop from 5 mm to 12 mm.

Your benefits:

- ▶ **The V-shaped blade enables precise stripping of flexible conductors.**
- ▶ The required stripping length can be set precisely - also to individual requirements.
- ▶ Type for working under live voltage: KL760180IS.



Automatic stripping tool, 0.02 - 10 mm²

Characteristics

- Self – regulating cutting and stripping tool for standard flexible cables and conductors from 0.02 - 10.0 mm² and solid conductors up to 1.5 mm²
- Easily replaceable blade system
- Precise adjustability for stripping of thin insulations without damaging the conductor
- Integrated side cutter

Item	Stripping range mm ²	Weight g	Part No.
Automatic wire stripping tool K43/2	0.02-10	140	K432
NEW Automatic wire stripping tool K43/2-90, 90° angled	0.02-10	140	K43290

Accessories	Part No.	Page
Interchangeable cassette, black, for wire-stripping tool K432 0.02 - 10 mm ² flexible conductors and to 1.5 mm ² solid conductors	K432E	
Interchangeable cassette, blue, for wire-stripping tool K432 for PTFE insulated conductors 0.1 - 4 mm ²	K432E2	
Interchangeable cassette, red, for wire-stripping tool K432 / 4 - 16 mm ²	K432E3	

K 44 Automatic wire stripper, 1 - 25 mm²

Characteristics

- Stripping length up to 22 mm
- With adjustable stop

Item	Stripping range mm ²	Weight g	Part No.
Automatic wire stripper with adjustable stop	1-25	680	K44

Wire stripper, 0.2 – 6 mm²

Characteristics

- For all standard flexible and solid conductors from 0.2 - 6 mm²
- Adjustable length stop from 5 – 12 mm
- Integrated easy to reach side cutter up to max. 2 mm dia.

Item	Dimension mm	Stripping range mm ²	Weight g	Part No.
Wire stripper for flexible and solid conductors	180	0,2 - 6	130	KL760180

Wire stripper for round and flat cables

Characteristics

- Fine adjustment (5-way) on various cable types and cable diameters
- Optical length dimension 8-24 mm (5/16 - 1 inch)
- Integrated side cutter up to max. 3 mm dia.

Suitable for

- Flat cable: baring and stripping 2 core PVC-insulated flat cables from 0.75 - 1.5 mm²
- Round cable: baring and stripping flexible cables in the range 0.5 - 16 mm² (20-6 AWG), solid conductors 0.5 - 10 mm² (20-8 AWG)

Item	Dimension mm	Stripping range mm ²	Weight g	Part No.
Wire stripper for round and flat cables	180	0,5 - 16	205	KL765FR215



Automatic wire-stripping tool for round cables used in solar technology

Characteristics

- Fine adjustment (5-way) on various cable types and cable diameters
- Integrated side cutter up to max. 3 mm dia.
- Optical length dimension 8 - 24 mm (5/16 - 1 inch)

Suitable for

- Baring and stripping of all standard, flexible cables from 1.5 mm² - 6.0 mm² (15-9 AWG) used in solar technology

Item	Dimension mm	Stripping range mm ²	Weight g	Part No.
Automatic wire-stripping tool for round cables used in solar technology, 1.5 - 6 mm ²	180	1,5 - 6	205	KL765PV



Cables stripped

quickly and easily.

Stripping tools for round, moisture-proof and coaxial cables.

Round, moisture-proof and coaxial cables often get stripped using knives. Certainly a quick way, but is it also an effective one? The insulation of the individual wires can get damaged. The risk of injury is high. And in terms of precision, the cuts are anything but exemplary.

Klauke's special stripping tools eliminate these problems. You can strip a cable in just one action. Very fast. Very simple. And very safe.



Stripping and splitting in one operation.

- Stripping tools for round and moisture-proof cables.
- Wire stripper for coaxial cables.
- Up to 40 mm dia.





■ E400: for cables up to 40 mm dia.

- ▶ **Interchangeable hooks** for diameters from 6 mm to 25 mm and 20 mm to 40 mm.
- ▶ Blade always rebounds to its original position.
- ▶ Also suitable for window cuts.

Your benefits:

- ▶ High flexibility due to a broad range of cable diameters.
- ▶ No damage to cutting blade, highly durable.
- ▶ Time saved, as window cuts for tap conductors can be made quickly and precisely.

■ Stepless for diameters from 4 mm to 28 mm: KL 745 HK.

- ▶ Stepless adjustment of cutting depth.
- ▶ For all standard round cables from 4 mm to 28 mm diameters.
- ▶ Removable reducing adapter of extremely wear-resistant plastic.
- ▶ With hook blade.

Your benefits:

- ▶ No damage to the inner conductors.
- ▶ One tool **for virtually all standard cables** in building installation and in switch board construction.



■ Short and flush wire stripping: KL 710.

- ▶ For round and moisture-proof cables from 8 mm to 13 mm diameters.
- ▶ For flush stripping even **in tight areas**.
- ▶ No need to adjust cutting depth.

Your benefits:

- ▶ One tool allows fast, flush stripping of a wide range of cables in ceilings or walls, and also in junction or distribution boxes and switch cabinets.



K 400 Professional wire stripping tool 4.5 - 40 mm



Characteristics

- Max. cutting depth of the knife: 4.5 mm
- Max. stripping diameter: 21 mm (small hook)
- Max. stripping diameter: 40 mm (large hook)
- Replaceable stop hooks

Item	Dimension mm	Weight g	Part No.
K 400 Professional wire stripping tool 4.5 - 40 mm	200 x 93 x 33	120	K400

Accessories	Part No.	Page
K 400E Replacement blade for wire stripping tool K 400	K400E	

Electrician's knife, without blade



Characteristics

- Precise, fast and safe baring of all standard round cables
- Beschädigung der inneren Leiter ist durch stufenlose Einstellung der Schnitttiefe ausgeschlossen
- Self-rotating blade for circular and longitudinal cut

Item	Dimension mm	Weight g	Part No.
Electrician's knife, without blade 4 - 16 mm dia.	4 - 16	70	KL740416
Electrician's knife, without blade 8 - 28 mm dia.	8 - 28	70	KL740828

Accessories	Part No.	Page
Replacement blade for electrician's knife with hooked blade	KL749ES	

Electrician's knife with straight blade



Characteristics

- Precise, fast and safe stripping of all standard round cables from 4 - 28 mm dia.
- Including protective cover for the blade
- Removable plastic reducing inset made from highly wear resistant plastic (POM)
- Damage of inner conductors is excluded thanks to infinitely adjustable cutting depth
- Self-rotating blade for circular and longitudinal cut

Item	Dimension mm	Weight g	Part No.
Electrician's knife with straight blade	4 - 28	80	KL745GK

Accessories	Part No.	Page
Replacement blade for electrician's knife with hooked blade	KL749ES	

Cable knife, hooked blade

Characteristics

- Precise, fast and safe stripping of all standard round cables from 4 - 28 mm dia.
- Including protective cover for the blade
- Removable plastic reducing inset made from highly wear resistant plastic (POM)
- Damage of inner conductors is excluded thanks to infinitely adjustable cutting depth
- Self-rotating blade for circular and longitudinal cut



Item	Dimension mm	Weight g	Part No.
Cable knife, hooked blade	4 - 28	80	KL745HK

Accessories	Part No.	Page
Replacement blade for electrician's knife with hooked blade	KL749ES	

Characteristics

- Simple stripping even in hard-to-reach areas, e.g. ceiling and walls, junction and distribution boxes, switch cabinets etc.
- Strips round and moist room cables from 8 - 13 mm dia. (e.g. NYM 3 x 1.5 mm² to 5 x 2.5 mm²)
- No need to adjust the cutting depth



Item	Dimension mm	Weight g	Part No.
Round cable stripper 8 - 13mm ²	8 - 13	43	KL710

Multi stripper

Characteristics

- Universal stripping tool with the following functions: stripping, round cut, longitudinal cut, cutting



Item	Dimension mm	Weight g	Part No.
Multi stripper	8 - 13	77	KL730

Photovoltaic stripper

Characteristics

- For all standard PV cables to 8.5 mm
- Replaceable blade system
- Protected blade
- Simple handling
- Fixed stripping from 8.5 mm
- Stripping of photovoltaic cables 2.5 - 6 mm²
- Compact design



Item	Dimension mm	Weight g	Part No.
Photovoltaic stripper	8,5	40	KL735PV

Professional processing of coax and twisted-pair cables.

Tools for communication technology.

Our range offers quality professional tools for preparing coaxial cables and data lines. Procedures can be standardised. The quality of connections or joints is improved, faults are avoided and complaints are eliminated.

The tools come either individually for retrofitting or in complete sets. Everything you need for dressing coaxial cables and data lines is to hand with just one grip.



*Quick and easy cable dressing with
Greenlee professional tools.*

- Wire cutters for cross-sections up to 10 mm².
- Stripping tools for two and three-stage stripping.
- Crimping tool for BNC, F and F compression plugs.



Coax stripper

Characteristics

- No need to adjust the cutting depth
- Gradual stripping of all standard coaxial cables (e.g. antenna and transmission cables) 4.8 - 7.5 mm outside diameter

Suitable for

- Flexible cables, e.g. 3 x 0.75 mm², 10 mm² and 16 mm²



Item	Part No.
Coax stripper	KL720

Kwik Stripper Coax wire stripper - 2 stage

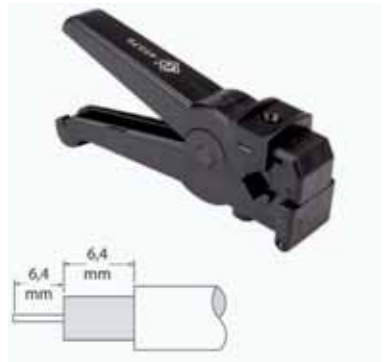
▶ Pre-set for 3 different cable types

Characteristics

- Removes braiding and insulator to 6.4 mm
- Dresses coaxial cable types RG58, RG59, RG62 and RG6 and many more
- Blade adjustable to cutting depth
- Quick and simple interchangeable blade holder
- Frame takes only 2-stage holders

Item	Part No.
Kwik Stripper Coax wire stripper - 2 stage	50455761

Accessories	Part No.	Page
Spare holder - 2 stage	50450409	



Kwik Stripper Coax wire stripper - 3 stage

▶ Pre-set for 3 different cable types

Characteristics

- Dresses coaxial cable types RG58, RG59, RG62 and RG6 and many more
- Blade adjustable to cutting depth
- Quick and simple interchangeable blade holder
- The frame takes both 2 and 3 stage holders

Item	Part No.
Kwik Stripper Coax wire stripper - 3 stage	50455770

Accessories	Part No.	Page
Spare holder - 3 stage	50450395	
Spare holder - 2 stage	50450409	



Crimping tool for XFC F-type compression plugs



Characteristics

- Special crimping tool for weather-resistant F-type compression plug
- Ergonomic handles
- Adjustable to all makes of compression plug
- Dual protection with external sleeve and internal O-ring
- Sleeves colour-coded for simple identification
- Simple processing with practically all compression tools
- Less effort than traditional hex-crimping

Item	Part No.
Crimping tool for XFCX F-type compression plugs	50608073

Accessories	Part No.	Page
XFC Plug for RG6, 50 piece, black	50125869	
XFC Plug for RG6, 50 piece, red	50125940	

DN-AW3 wire stripping tool, 2.5 - 11 mm



Characteristics

- For stripping copper and optical fibre cables, such as signal -, telephone-, AV-, control- and data transmission cables
- 9 adjustable cutting depths
- Cable capacity: 2.5 - 11 mm diameter
- Insulation thickness: up to 1 mm
- Interchangeable blade holder
- Includes cassette with spare blade

Item	Part No.
DN-AW3 wire stripping tool, 2.5 - 11 mm ²	DNAW3

Accessories	Part No.	Page
Spare holder for DN-AW3	DNAW3M	

Ratchet crimping tool for telephone lines

Characteristics

- Integrated cutting and stripping tool for ribbon cable
- The full radius ratchet mechanism permits consistent terminations with each operation
- Straight access guarantees consistent crimp connection
- Ergonomic handle provides user comfort

Suitable for

- Modular connectors of type RJ10 4P4C, RJ11 6P4C, RJ12 6P6C and RJ45 8P8C



Item	Part No.
Ratchet crimping tool for telephone lines	50455753





” *Punching tools from Greenlee:
We accept no compromise when
it comes to function, quality and
durability.*“

Mohammed Benali,
Product Management

Round and special shape punches
528

Standard punch systems	530
SLUG-BUSTER® punch systems	532
SLUG-SPLITTER® punch systems (stainless steel)	533
SPEED PUNCH™ Knockout-System	534
Special shape punches	536

Punching tools and sets
544

Speed Nut	546
Mechanical and hydraulic punching tools	546
Slug Buster® punch set	556
Speed Punch™ set	558
SLUG-SPLITTER® punch set	559
Slug Buster® hand hydraulic punch driver set	560

Hole saws
566

HSS bi-metal hole saws	568
Carbide-tipped hole saws	572

Bits and step bits
576


Die-free after every punch!



Efficient punching with Speed Punch™, Slug Buster® and Slug Splitter®.

Greenlee punching tools are set apart by technical innovations and high quality. Extremely simple handling and fast operations are a matter of course.

The Speed Punch™, Slug Buster® and standard tools are suitable for punching steel, aluminum and plastic. The Slug Splitter® range is also suitable for stainless steel.



*Fix the die and
start punching.*



- For holes from 12.5 mm to 143.7 mm.
- For sheet metal up to 3.5 mm thickness.
- Extremely high capacity and long durability.
- For hydraulic and manual operation.

Efficient punching and splitting: *Slug Buster® and Slug Splitter®.*

- ▶ Patented punching profile **splits the slugs into two halves..**
- ▶ Innovative cutting edge shape reduces effort.

Benefits:

- ▶ The slugs fall free from the die, saving you time.
- ▶ Increased efficiency due to fast operations for little effort.
- ▶ Prolonged service life.



▶ *More from Page 532.*



Fits any tool:

Greenlee tools are compatible.

- ▶ All **punching tools are compatible** and can be used with drivers from other manufacturers.

Benefits:

- ▶ The investment framework remains manageable.

Fast. Faster



- ▶ Up to 3-times faster than conventional punching tools.
- ▶ Compatible with all Greenlee hand-operated and battery powered hydraulic tools.

Benefits:

- ▶ Saves a lot of time, as there is no need to screw and unscrew the counter nut.
- ▶ In combination with the LS50-L FLEX battery powered hydraulic punch, the best possible solution for speed and performance.

Our punching tools at a glance:

	Mild steel/ Aluminum/ Plastic	V2A	Self-centring	Splits the slugs	Manual	Hydraulic	Dimensions in mm	Material thickness
Standard	✓				✓	✓	12.5 – 143.7	<=3 mm
Slug Buster®	✓			✓	✓	✓	12.5 – 64	<=3 mm
Slug Splitter®	✓	✓		✓		✓	15.2 – 64	<=3.5 mm
Slug Splitter SC™	✓	✓	✓	✓		✓	22.5 – 61.5	<=3.5 mm
Speed Punch™	✓			✓		✓	16 – 63	<=3.5 mm

Standard punch systems



► Ball bearing draw stud for easy manual operation

Suitable for

- Mild steel (St37), plastic and aluminum up to 3.5 mm thick

Operation

- Manual and hydraulic

Predrilling

- Draw stud 9.5 mm dia., pilot drill 9.7 mm dia. 50360183
Draw stud 19 mm dia., pilot drill 20.5 mm dia. 50344030

Scope of supply

- Complete system consisting of punch, die and draw stud for manual operation

Order info

- *50042181 Draw stud without ball-bearing

Punch size			Max. Material thickness	Complete Unit	Individual parts for manual operation						Draw studs + accessories for hydraulic units			
True dimension	Standard size				Part No.	Punch	Die	Draw stud with ball bearing	Ball bearing nut	Spacer	Draw studs			Accessories
	mm	Pg	ISO	mm (St37)							Hand hydraulic pump 7304E 7904E	Battery f. powered LS 50 L FLEX LS 60 L	Hydr. pump 80153062 50250973	Adapter sleeves 19.0 / 28.6
12.7	Pg 7		1.5	50024086	50069969	50042351	50042181*							
14.3			1.5	50024337	50042300	50042297	50042181*							
15.2	Pg 9		2.0	50211153	50213164	50320025	50000420							
15.9			1.5	50024094	50042238	50042246	50042181							50339672
16.2		ISO 16	2.0	50351923	50351931	50351621	50000420			51300430	51300430			50339672
18.6			2.0	50188860	50177001	50320033	50000420			51300430	51300430			50339672
19.1			2.0	50206672	50039989	50039997	50000420			51300430	51300430			50339672
20.4	Pg 13	ISO 20	2.0	50188879	50176978	50320041	50000420			51300430	51300430			50339672
20.6			2.0	50206680	50042262	50042254	50000420			51300430	51300430			50339672
22.5	Pg 16		3.5	50225634	51040060	51147220	50000420			51300430	51300430			50339672
23.8			2.0	50253417	50042386	50042378	50000420			51300430	51300430			50339672
25.4		ISO 25	2.0	50206702	50039865	50351648	50000420			51300430	51300430			50339672
27.0			2.0	50253425	50042408	50042424	50000420			51300430	51300430			50339672
28.3	Pg 21		3.5	50225642	51040080	51069720	50040405			51300430	51300430			50339672
28.3	Pg 21		2.0	50369105	50368826	50320068	50000420			51300430	51300430			50339672
28.6			2.0	50206710	50039903	50039911	50000420			51300430	51300430			50339672
30.5			1.5	50365061	50362828	50362798	50000420			51300430	51300430			50339672
31.8			1.5	50206737	50040022	50040030	50000420			51300430	51300430			
32.5	Pg 32		3.5	50244760	50244590	50351680	50040405			50318721	50318721			
33.4			1.5	50253441	50065874	50065866	50000420			51300430	51300430			
34.6			3.5	50225650	50040103	50040111	50040405			50318721	50318721			
34.9			3.5	50254278	50047345	50047353	50040405			50318721	50318721			
37.0	Pg 29		3.5	50188909	50183311	50320084	50040405			51300430	51300430			
38.1			3.5	50254286	50047361	50070444	50040405			50318721	50318721			
40.5		ISO 40	3.5	50244779	50244620	50351591	50040405			50318721	50318721			
41.3			3.5	50253492	50042513	50042505	50040405			50318721	50318721			
43.2			3.5	50225669	51069740	50040138	50040405			50318721	50318721			
44.5			3.5	50253506	50042572	50042564	50040405			50318721	50318721			
47.0			3.5	50188917	50176870	50320092	50040421			50318721	50318721			
47.6			3.5	50253514	50042483	50042491	50040421			50318721	50318721			
49.6			3.5	50225677	50069780	50040618	50040421			50318721	50318721			
50.8		ISO 50	3.5	50206761	50042327	50351613	50040421			50318721	50318721			

Punch size			Max. Material thickness	Complete Unit	Individual parts for manual operation					Draw studs + accessories for hydraulic units			
True dimension	Standard size				Part No.	Punch	Die	Draw stud with ball bearing	Ball bearing nut	Spacer	Draw studs		
	mm	Pg	ISO	mm (SI37)							Hand hydraulic 7804E 7904E	Battery f. powered LS 50 L FLEX LS 60 L	Hydr. pump 50159062 50250973
54.0	Pg 42		3.5	50206788	50042459	50361732	50040421				50318721	50318721	
57.2			3.5	50253603	50040588	50040596	50040421				50318721	50318721	
60.0	Pg 48		3.5	50188925	50176900	50320114	50040421						
61.5			3.5	50225685	50040626	50040634	50040421						
63.5		ISO 63	3.5	50206796	50042343	50042335	50041886						
66.7			3.5	50212141	50042521	50069977	50041886	50041878			52045040	52045040	
69.9			3.5	50253611	50042475	50042467	50041886	50041878			52045040	52045040	
70.6			3.5	50253832	50024450	50024434	50040421	50041878			52045040	52045040	
74.0			3.5	50199757	50041754	50041770	50041886	50041878			52045040	52045040	
76.2			3.5	50253727	50042599	50042580	50041886	50041878			52045040	52045040	
79.4			3.5	50254030	50063634	50063626	50041886	50041878			52045040	52045040	
82.0			3.5	50186353	50189050	50189069	50041886	50041878			52045040	52045040	
89.8			3.5	50199765	50041800	50041835	50041886	50041878			52045040	52045040	
95.3			3.5	50212168	50052659	50052667	50041886	50041787			52045040	52045040	
102.7			3.5	50199773	50046535	50046527	50046799	50046853	50046861			52045040	50031708
115.4			3.5	50199781	50046551	50046543	50046799	50046853	50046861			52045040	50031708
120.0			3.5	50215191	50214896	50214918	50046799	50046853	50046861			52045040	50031708
144.1			3.5	50199803	50054473	50054481	50046799	50046853	50046861			52045040	50031708

SLUG-BUSTER® punch systems



- ▶ For quick, clean, effortless and burr-free holes
- ▶ Split slugs fall free and can be removed easily

Suitable for

- Mild steel (St37), plastic and aluminum up to 3.5 mm thick

Operation

- Manual and hydraulic

Predrilling

- Draw stud 9.5 mm dia., pilot drill 9.7 mm dia. 50360183
- Draw stud 19 mm dia., pilot drill 20.5 mm dia. 50344030

Scope of supply

- Complete system consisting of punch, die and draw stud for manual operation

Order info

- *50042181 Draw stud without ball-bearing

Punch size			Max. Material thickness	Complete Unit	Individual parts for manual operation			Draw studs + accessories for hydraulic units		
True dimension	Standard size				Part No.	Punch	Die	Draw stud with ball bearing	Draw studs	
	mm	Pg	ISO	mm (St37)					Hand hydraulic 7304E 7904E	Battery f. powered punch, pump LS 50 L/FLEX LS60 L
12.5	Pg 7	ISO 12	1.5	50067273	50067281	50067290	50042181*			
15.2	Pg 9		2.0	50319892	50319698	50320025	50000420	51300430	51300430	50339672
16.2		ISO 16	2.0	50351770	50351630	50351621	50000420	51300430	51300430	50339672
18.6	Pg 11		2.0	50319906	50319701	50320033	50000420	51300430	51300430	50339672
20.4	Pg 13	ISO 20	2.0	50319914	50319710	50320041	50000420	51300430	51300430	50339672
22.5	Pg 16		2.0	50319620	50317563	51147220	50000420	51300430	51300430	50339672
25.4		ISO 25	2.0	50351788	50351656	50351648	50000420	51300430	51300430	50339672
28.3	Pg 21		3.0	50319639	50317571	50069721	50040405	50318721	52045040	50339672
28.3	Pg 21		2.0	50319930	50319736	50320068	50000420	51300430	51300430	50339672
30.5			2.0	50365088	50362844	50362798	50000420	51300430	51300430	50339672
30.5			3.5	50602462	50602373	50362780	50040405	50318721	52045040	50339672
32.5		ISO 32	3.5	50351796	50351699	50351680	50040405	50318721	52045040	
34.6			3.5	50319647	50317580	50040111	50040405	50318721	52045040	
37.0	Pg 29		3.5	50319957	50319752	50320084	50040405	50318721	52045040	
40.5		ISO 40	3.5	50351800	50351583	50351591	50040405	50318721	52045040	
43.2			3.5	50319655	50317598	50040138	50040405	50318721	52045040	
47.0	Pg 36		3.5	50319965	50319760	50320092	50040421	50318721	52045040	
49.6			3.5	50319663	50317601	50040618	50040421	50318721	52045040	
50.8		ISO 50	3.5	50351818	50351605	50351613	50040421	50318721	52045040	
54.0	Pg 42		3.5	50361716	50361724	50361732	50040421	50318721	52045040	
60.0	Pg 48		3.5	50319981	50319787	50320114	50040421	50318721	52045040	
61.5			3.5	50319671	50317610	50040634	50040421	50318721	52045040	
64.0		ISO 63	3.5	50351826	50351672	50351664	50040421	50318721	52045040	

SLUG-SPLITTER® punch systems (stainless steel)

- ▶ Heavy-duty dies and stainless steel draw studs for longer life
- ▶ Unique punch profile also splits slugs for easier slug removal


Suitable for

- Stainless steel (V2A), mild steel (St37), plastic and aluminum up to 3.5 mm thick

Operation

- Hydraulic

Predrilling


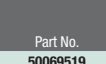










- Draw stud 11.1 mm dia., pilot drill 12.7 mm dia. 50344102
- Draw stud 19.0 mm dia., pilot drill 20.5 mm dia. 50344030

Scope of supply

- Heavy duty punch unit including punch and die

Order info

- * Slug Splitter SC® - self-centring

Item	Punch size			Max. Material thickness	Punch and die	Individual parts		Draw studs	
	True dimension	Standard size				Punch	Die		
mm		Pg	ISO	mm (V2A)	Part No.				
SLUG-SPLITTER® punch set (stainless steel) 15.2 mm	15.2	Pg 9		2.5		50069519	50311174	50311263	50294512
SLUG-SPLITTER® punch set (stainless steel) 16.2 mm	16.2		ISO 16	2.5		50069527	50045997	50045989	50294512
SLUG-SPLITTER® punch set (stainless steel) 18.6 mm	18.6	Pg 11		2.5		50069535	50311190	50311280	50294512
SLUG-SPLITTER® punch set (stainless steel) 20.4 mm	20.4	Pg 13	ISO 20	2.5		50069543	50311204	50311298	50294512
SLUG-SPLITTER® punch set (stainless steel) 22.5 mm	22.5	Pg 16		3.5		50069551*	50281542*	50281550*	50294512
SLUG-SPLITTER® punch set (stainless steel) 25.4 mm	25.4		ISO 25	3.5		50069560	50046020	50046012	50294512
SLUG-SPLITTER® punch set (stainless steel) 28.3 mm	28.3	Pg 21		3.5		50069578*	50281569*	50281577*	50294520
SLUG-SPLITTER® punch set (stainless steel) 30.5 mm	30.5			3.5		50069586	50364901	50364898	50294520
SLUG-SPLITTER® punch set (stainless steel) 32.5 mm	32.5		ISO 32	3.5		50069594	50046055	50046039	50294520
SLUG-SPLITTER® punch set (stainless steel) 34.6 mm	34.6			3.5		50069608	50281585*	50281593*	59294520
SLUG-SPLITTER® punch set (stainless steel) 37.0 mm	37.0	Pg 29		3.5		50069608	50311220	50311352	50294520
SLUG-SPLITTER® punch set (stainless steel) 40.5 mm	40.5		ISO 40	3.5		50069616	50046080	50046071	50294520
SLUG-SPLITTER® punch set (stainless steel) 43.2 mm	43.2			3.5		50069624	50281607*	50281615*	50294520
SLUG-SPLITTER® punch set (stainless steel) 47.0 mm	47.0	Pg 36		3.5		50069624	50311239	50311310	50294520
SLUG-SPLITTER® punch set (stainless steel) 49.6 mm	49.6			3.5		50069632	50281623*	50281631	50294520
SLUG-SPLITTER® punch set (stainless steel) 50.8 mm	50.8		ISO 50	3.5		50069632	50046110	50046098	50294520
SLUG-SPLITTER® punch set (stainless steel) 54.0 mm	54.0	Pg 42		3.5		50069640	50311247	50311328	50294520
SLUG-SPLITTER® punch set (stainless steel) 60.0 mm	60.0	Pg 48		3.5		50069659	50311255	50311336	50294520
SLUG-SPLITTER® punch set (stainless steel) 61.5 mm	61.5			3.5		50069667	50281658*	50281666*	50294520
SLUG-SPLITTER® punch set (stainless steel) 64.0 mm	64.0		ISO 63	3.5		50069667	50046144	50046136	50294520

SPEED PUNCH™ Knockout-System



- ▶ "No-thread" design eliminates cross-threading
- ▶ Simple operation and great time saving due to speed lock system

Suitable for

- Mild steel (St37), plastic and aluminum up to 3.5 mm thick

Operation

- hydraulic

Predrilling

- Draw stud 9.5 mm dia., pilot drill 9.7 mm dia.
- Draw stud 19 mm dia., pilot drill 20.5 mm dia.

Scope of supply

- Complete system consisting of punch and die

Order info

- Speed lock and draw stud not included

Punch size		Max. Material thickness	Punch and die	Individual parts		Speed lock	Draw stud
True dimension	Standard size						
mm	ISO/PG	mm (St37)	Part No.	Punch	Die	(not included)	(not included)
16,2	ISO 16	3,5	52055431	52066021	52066022	52066002	52066001
20,4	ISO 20	3,5	52055432	52066023	52066024	52066002	52066001
22,5	PG 16	3,5	52055433	52065998	52065999	52066002	52066001
25,4	ISO 25	3,5	52055434	52066025	52066026	52066002	52066001
32,5	ISO 32	3,5	52055435	52066027	52066028	52047817	52047818
40,5	ISO 40	3,5	52055436	52066029	52066030	52047817	52047818
50,8	ISO 50	3,5	52055437	52066031	52066032	52047817	52047818
64,0	ISO 63	3,5	52055438	52066033	52066034	52047817	52047818

Scope of supply	Part No.	Page
Speed lock and draw stud for ISO 16/20/25 und PG 16	52055439	
Speed lock and draw stud for ISO 32/40/50/63	52055440	

Draw studs with Manual Drivers
► High wear resistance
Order info

- To increase the service life, we recommend greasing the draw studs with Greenlee installation paste no. 50115472
- Sizes given are diameter x length
- Subject to tolerance deviations

Item	Part No.
Draw studs for manual operation 28.6 mm x 190 mm	50046799
Draw studs for manual operation 19.0 mm x 140 mm	50041886
Draw studs for manual operation 19.0 mm x 75 mm	50040421
Draw studs for manual operation Ø 19.0 x 55 mm	50040405
Draw studs for manual operation Ø 9.5 x 40 mm	50000420
Draw studs for manual operation 6.5 mm x 35 mm	50042181


Draw studs for Hydraulic Drivers
Order info

- To increase the service life, we recommend greasing the draw studs with Greenlee installation paste no. 50115472
- Sizes given are diameter x length
- Subject to tolerance deviations

Item	Part No.
Draw stud for punch with hydraulic operation 9.5 x 71 mm	51300430
Draw stud for hydraulic operation, Speed Punch 9,5 auf 19 mm, 97 mm	52066001
Draw stud for hydraulic operation 19.0 x 105 mm	50318721
Draw stud for hydraulic operation, Speed Punch 19,0 x 121 mm	52047818
Draw stud for hydraulic operation 11.1 mm to 19 mm x 108 mm	50294512
Draw stud for hydraulic operation 9.5 mm to 19 mm x 122 mm	52042827
Draw stud for hydraulic operation 19.0 x 137 mm	52045040
Draw stud for hydraulic operation 19 x 140 mm	50294520
Adapter 19.0 x 48 mm with internal thread 6.3 mm	50601148
Adapter 19.0 x 48 mm with internal thread 9.5 mm	50339672
Adapter 19.0 x 48 mm with internal thread 12.7 mm	50601679
Adapter 28.6 x 76 mm	50031708



Rectangular punches



Suitable for

- Mild steel (St37), plastic and aluminum up to 3.0 mm thick and V2A 1.5 mm thick
- Punching of burr-free, clean and accurate holes

Operation

- Manual and hydraulic

Predrilling

- 9.7 mm pilot drill 50360183
- 12.7 mm dia. pilot drill 50344102
- 15.9 mm dia. Pilot drill 50344030
- 30.2 mm dia. Pilot drill 50364146

Scope of supply

- Complete system consisting of punch, die, draw stud, counter nut and ball-bearing nut

Order info

- * = only for use with hydraulic punch drivers 50159062, 50250973, L S60L and LS50LFLEX
- ** = only for use with hydraulic punch drivers 50159062, 50250973 and LS50LFLEX

Punch A x B	Max. Material thickness	Operating mode	Complete Unit	Individual parts for manual operation					Mounting hole-dia.	Adapter for hydr. punch driver
				Punch	Die	Draw studs	Ball bearing nut	Counter nut		
mm	mm (St37)		Part No.						mm	Part No.
11.1 x 22.2	1.5	Hand/Hydr.	50600257	50600265	50600273	50601156	50601202	50052446	9.7	50601148
17.0 x 19.0	2.0	Hand/Hydr.	50610281		50600303	52020113	50347330	50046381	12.7	50339672
19.1 x 29.0	2.0	Hand/Hydr.	50600311	50600320	50600338	50601172	50601652	50602586	15.9	50601679
19.1 x 33.3	2.0	Hand/Hydr.	50600346	50600354	50600362	50601172	50601652	50602586	15.9	50601679
21.9 x 25.9	2.0	Hand/Hydr.	50600370	50600389	50600397	50601172	50601652	50602586	15.9	50601679
22.0 x 30.0	2.0	Hand/Hydr.	50600400	50600419	50600427	50601172	50601652	50602586	15.9	50601679
22.0 x 42.0	2.0	Hand/Hydr.	50600435	50600451	50600460	50601172	50601652	50602586	15.9	50601679
25.1 x 29.0	2.0	Hand/Hydr.	50600478	50600486	50600494	50601172	50601652	50602586	15.9	50601679
31.8 x 35.1	2.0	Hand/Hydr.	50600508	50600516	50600524	50601172	50601652	50602586	15.9	50601679
29.0 x 71.0	3.0	Hydr.	52045296			52033836		52033844	28.6	
30.0 x 90.0	3.0	Hydr.	52045297			52045298		52045300	28.6	
33.3 x 66.7	3.0	Hydr.	50600532	50600540	50600559	50601180		50602357	30.2	
35.0 x 52.0	3.0	Hydr.	50600567	50600575	50600583	50601180		50602357	30.2	
35.0 x 65.0	3.0	Hydr.	50600591	50600605	50600613	50601180		50602357	30.2	
35.0 x 82.0	2.0	Hydr.*	50600621	50600630	50600648	50601180		50602357	30.2	
35.0 x 112.0	2.0	Hydr.*	50600656	50600664	50600672	50601180		50602357	30.2	
46.0 x 92.0	3.0	Hydr.*	50600680	50600699	50600702	50601180		50602357	30.2	
57.2 x 88.9	3.0	Hydr.*	50600710	50600729	50600737	50601180		50602357	30.2	
68.0 x 138.0	2.0	Hydr.**	50600745	50600753	50600761	50601180		50602357	30.2	

Square punches
Suitable for

- Mild steel (St37), plastic and aluminum up to 3.0 mm thick and V2A 1.5 mm thick
- Punching of burr-free, clean and accurate holes

Operation

- Manual and hydraulic

Predrilling

- 9.7 mm pilot drill 50360183
- 12.7 mm dia. pilot drill 50344102
- 15.9 mm dia. Pilot drill 50344030
- 30.2 mm dia. Pilot drill 50364146

Scope of supply

- Complete system consisting of punch, die, draw stud, counter nut and ball-bearing nut

Order info

- * = only for use with hydraulic punch drivers 50159062, 50250973, LS60L and LS50LFLEX
- ** = only for use with hydraulic punch drivers 50159062 and 50250973



Punch A x B	Max. Material thickness	Operating mode	Complete Unit	Individual parts for manual operation					Mounting hole-dia.	Adapter for hydr. punch driver
				Punch	Die	Draw studs	Ball bearing nut	Counter nut		
mm	mm (St37)		Part No.						mm	Part No.
12.7 x 12.7	1.5	Hand/Hydr.	50600010	50600028	50600036	50601156	50601202	50052446	9.5	50601148
15.9 x 15.9	2.0	Hand/Hydr.	50610045			52020113	50347330	50046381	12.7	50339672
19.1 x 19.1	2.0	Hand/Hydr.	50610076	50600087	50600095	52020113	50347330	50046381	12.7	50339672
22.4 x 22.4	2.0	Hand/Hydr.	50610106			52020113	50347330	50046381	12.7	50339672
24.0 x 24.0	2.0	Hand/Hydr.	50610137	50600141	50600150	52020113	50347330	50046381	12.7	50339672
25.4 x 25.4	2.0	Hand/Hydr.	50600168	50600176	50600184	50601172	50601652	50602586	15.9	50601679
45.0 x 45.0	3.0	Hydr.	50115723	50767640	50767657	52033836		52033844	30.2	
46.0 x 46.0	3.0	Hydr.	50600192	50600206	50600214	50601180		50602357	30.2	
50.8 x 50.8	3.0	Hydr.	50601687	50601695	50601709	50601180		50602357	30.2	
68.0 x 68.0	3.0	Hydr.	50601717	50601725	50601733	50601180		50602357	30.2	
92.0 x 92.0	3.0	Hydr.*	50601741	50601750	50601768	50601180		50602357	30.2	
104.8 x 104.8	2.0	Hydr.*	50601776	50601784	50601792	50601180		50602357	30.2	
138.0 x 138.0	2.0	Hydr.**	506002349	50600230	50600249	50601180		50602357	30.2	

Round and special shape punches

Special square punch with flattened corners



Suitable for

- Mild steel (St37), plastic and aluminum up to 2.0 mm thick
- Punching of burr-free, clean and accurate holes

Operation

- Manual and hydraulic

Predrilling

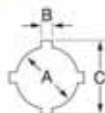
- 12.7 mm dia. pilot drill 50344102

Scope of supply

- Complete system consisting of punch, die, draw stud, counter nut and ball-bearing nut

Punch A x B	Max. Material thickness	Operating mode	Complete Unit	Individual parts for manual operation					Mounting hole-dia.	Adapter for hydr. punch driver
				Punch	Die	Draw studs	Ball bearing nut	Counter nut		
mm	mm (St37)		Part No.						mm	Part No.
22.5 x 20.1	2.0	Hand/Hydr.	50611257	50611264	50601271	52020113	50347330	50046381	12.7	50339672

Round punch with four slots



Suitable for

- Mild steel (St37), plastic and aluminum up to 3.0 mm thick

Operation

- Manual and hydraulic

Predrilling

- 15.9 mm dia. pilot drill 50344030

Scope of supply

- Complete system consisting of punch, die, draw stud, counter nut and ball-bearing nut

Punch A x B x C	Max. Material thickness	Operating mode	Complete Unit	Individual parts for manual operation					Mounting hole-dia.	Adapter for hydr. punch driver
				Punch	Die	Draw studs	Ball bearing nut	Counter nut		
mm	mm (St37)		Part No.						mm	Part No.
22.5 x 3.2 x 25.4	2.0	Hand/Hydr.	50602381	50602390	50602500	50601172	50601652	50602586	15.9	50601679
30.5 x 4.8 x 36.0	3.0	Hand/Hydr.	50602420	50602438	50602497	50601172	50601652	50602586	15.9	50601679

“D” special shape punch
Suitable for

- Mild steel (St37), plastic and aluminum up to 2.0 mm thick

Operation

- Manual and hydraulic

Predrilling

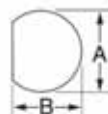
- 12.7 mm dia. pilot drill 50344102







Scope of supply

- Complete system consisting of punch, die, draw stud, counter nut and ball-bearing nut

Order info

- * 50610809 and 50610830 available only as punch unit



Punch A x B	Max. Material thickness	Operating mode	Complete Unit 	Individual parts for manual operation					Mounting hole-dia. mm	Adapter for hydr. punch driver Part No.
										
mm	mm (St37)		Part No.	Punch	Die	Draw studs	Ball bearing nut	Counter nut	mm	Part No.
12.7 x 11.9	2.0	Hand/Hydr.	50600770	50600788	51600790	50601156	50601202	50052446	9.5	50601148
15.9 x 15.1	2.0	Hand/Hydr.	50610809*			50344218	50347330	50046381	12.7	50339672
19.1 x 17.9	2.0	Hand/Hydr.	50610830*			50344218	50347330	50046381	12.7	50339672

Double-“D” special shape punch
Suitable for

- Mild steel (St37), plastic and aluminum up to 2.0 mm thick

Operation

- Manual and hydraulic

Predrilling

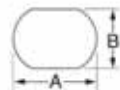
- 15.9 mm dia. pilot drill 50344030







Scope of supply

- Complete system consisting of punch, die, draw stud, counter nut and ball-bearing nut

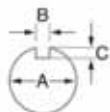
Order info

- All punches available only as punch unit



Punch A x B	Max. Material thickness	Operating mode	Complete Unit 	Individual parts for manual operation					Mounting hole-dia. mm	Adapter for hydr. punch driver Part No.
										
mm	mm (St37)		Part No.	Punch	Die	Draw studs	Ball bearing nut	Counter nut	mm	Part No.
19.5 x 16.3	2.0	Hand/Hydr.	50610861			52020113	50347330	50046381	12.7	50339672
20.2 x 17.6	2.0	Hand/Hydr.	50610892			52020113	50347330	50046381	12.7	50339672
23.2 x 19.2	2.0	Hand/Hydr.	50610922			52020113	50347330	50046381	12.7	50339672
23.2 x 20.2	2.0	Hand/Hydr.	50610953			52020113	50347330	50046381	12.7	50339672
34.9 x 28.6	2.0	Hand/Hydr.	50600982			50601660	50601652	50602586	23.8	50601679

Keyway punch



Suitable for

- Mild steel (St37), plastic and aluminum up to 2.0 mm thick

Operation


- Manual and hydraulic

Predrilling


- 23.8 mm dia. pilot drill 50300083

Scope of supply

- Complete system consisting of punch, die, draw stud, counter nut and ball-bearing nut

Punch A x B x C	Max. Material thickness		Complete Unit 	Individual parts for manual operation					Mounting hole-dia.	Adapter for hydr. punch driver
	mm	mm (St37)		Operating mode	Part No.	Punch	Die	Draw studs		
12.2 x 1.4 x 0.8	1.5	Hand/Hydr.	50601016	51601020	51601030	50601156	50601202	50052446	9.5	50601148
29.7 x 3.1 x 2.5	2.0	Hand/Hydr.	50601040	51601050	51601060	50601660	50601652	50602586	23.8	50601679
32.1 x 4.0 x 2.5	2.0	Hand/Hydr.	50601075	51601080	51601090	50601660	50601652	50602586	23.8	50601679
33.7 x 2.6 x 2.5	2.0	Hand/Hydr.	50601105	51601110	50601121	50601660	50601652	50602586	23.8	50601679

Cylinder lock punch



Suitable for

- Mild steel (St37) up to 1.5 mm thick and aluminum 3.5 mm

Operation

- Manual and hydraulic

Predrilling

- 12.7 mm dia. pilot drill 50344102

Scope of supply

- Complete system consisting of punch, die, draw stud, counter nut and ball-bearing nut

Punch A x B x C	Max. Material thickness		Complete Unit 	Individual parts for manual operation						Mounting hole-dia.	Adapter for hydr. punch driver
	mm	mm (St37)		Operating mode	Part No.	Punch	Die	Draw studs	Ball bearing nut		
17.0 x 33.3 x 10.5	2.0	Hand/Hydr.	50053078	50053027	50053035	50053043	50347330	90050113	50053051	12.7	50339672

Sub-Min "D" punch
Suitable for

- Mild steel (St37) up to 1.5 mm thick and aluminum 3.5 mm
- Front or rear mounting

Operation


- Manual and hydraulic





Predrilling

- 12.7 mm dia. pilot drill 50344102

Scope of supply

- Complete system consisting of punch, die, draw stud, counter nut and ball-bearing nut



Standard	Number Pole	Operating mode	Dimension			Complete Unit 	Individual parts for manual operation			Adapter for hydr. punch driver Part No.
			A mm	B mm	C mm					
229	9	Hand/Hydr.	20.0	24.9	11.9	50344366	52020113	50347330	50046381	50339672
231	15	Hand/Hydr.	28.6	33.3	11.9	50344374	52020113	50347330	50046381	50339672
RS232	25	Hand/Hydr.	42.0	47.1	11.9	50344200	52020113	50347330	50046381	50339672
234	37	Hand/Hydr.	58.3	63.4	11.9	50344293	52020113	50347330	50046381	50339672
238	50	Hand/Hydr.	55.9	61.0	14.7	50344447	52020113	50347330	50046381	50339672

Special shape punches for heavy duty connectors



Characteristics

- Rectangular punches for heavy duty connectors feature a drilling jig built into the die, for drilling the 4 locating holes.

Suitable for

- Mild steel (St37) up to 3.0 mm thick and aluminum up to 3.5 mm

Operation

- Hydraulic

Predrilling

- 30.2 mm dia. pilot drill 50364146

Scope of supply

- Complete system consisting of punch, die, draw stud and counter nut

Item	Punch size A x B mm	Max. Material thickness mm	Operating mode	Complete Unit Part No.	Individual parts for manual operation		Mounting hole-dia. mm
					Punch	Counter nut	
Special shape punch for heavy duty connectors 36 x 52 mm	36.0 x 52.0	3.0	Hydraulic	52033816	52033836	52033844	30.2
Special shape punch for heavy duty connectors 36 x 65 mm	36.0 x 65.0	3.0	Hydraulic	52033817	52033836	52033844	30.2
Special shape punch for heavy duty connectors 36 x 86 mm	36.0 x 86.0	3.0	Hydraulic	52033818	52033836	52033844	30.2
Special shape punch for heavy duty connectors 36 x 91 mm	36.0 x 91.0	3.0	Hydraulic	52033819	52033836	52033844	30.2
Special shape punch for heavy duty connectors 36 x 112 mm	36.0 x 112.0	3.0	Hydraulic	52033820	52033836	52033844	30.2
Special shape punch for heavy duty connectors 46 x 86 mm	46.0 x 86.0	3.0	Hydraulic	52033831	52033836	52033844	30.2
Special shape punch for heavy duty connectors 46 x 112 mm	46.0 x 112.0	3.0	Hydraulic	52033832	52033836	52033844	30.2
Special shaped punch HAN Yellock® 30 with 4 centre mark points 47.2 x 56.4 mm	47.2 x 56.4	3.0 / 3.0 VA	Hydraulic	52058591**	52033836	52033844	30.2
Special shaped punch HAN Yellock® 30 with 4 centre mark points 47.2 x 56.4 mm	47.2 x 85.5	3.0 / 3.0 VA	Hydraulic	52058592**	52033836	52033844	30.2

Draw studs for shaped punch
Order info

- To increase the service life, we recommend greasing the draw studs with Greenlee installation paste no. 50115472
- Sizes given in diameter x length
- Subject to tolerance deviations

Item	Part No.
Draw stud for shape punch 19 x 117 mm	50601180
Draw stud for shape punch 12.7 x 117 mm	50601660
Draw stud for shape punch 12.7 x 117 mm	50601172
Draw stud for shape punch 9.5 x 135 mm	50053043
Draw stud for shape punch 9.5 x 93 mm	50601130
Draw stud for shape punch 9.5 x 95 mm	51601160
Draw stud for shaped punch 9.5 x 88 mm	52020113
Draw stud for shape punch 6.3 x 87 mm	50601156



Force for punched holes to 143.7 mm.

Hydraulic punches for manual and battery powered operation.

No matter whether hand, foot or battery powered, all hydraulic punches serve just one purpose: punching holes. Yet, contrary to popular belief, personal preferences have very little to do with choosing a punch. The punches are suitable for various applications or for holes up to certain sizes.

In addition, each punch has its own particular features that come into their own depending on the application.



- Hydraulic punches for hand operation with straight head.
- Hydraulic punches for hand operation with angled and rotating head.
- Hydraulic punches for foot operation.
- Hydraulic punches for battery and mains operation.



Greenlee punching tools permit punching operations in various shapes and sizes.

■ Battery powered punch for every angle: *LS 50-L FLEX*

- ▶ Head rotatable through 360°.
- ▶ Compact design with high punching force of 60 kN and automatic limit switch.

Benefits:

- ▶ Effortless operations even in difficult areas thanks to ergonomic and lightweight design.
- ▶ Can be used with all Greenlee round and special shaped punches.
- ▶ The integrated control preserves the tools and significantly increases service life, thereby saving you money.



■ *LS 60-L: Punches 60 mm (PG48) holes in 8 seconds and shuts off automatically.*


- ▶ Punches 60 mm (PG48) holes in ST37 up to 3 mm in just 8 seconds.
- ▶ **Integrated micro processor control shuts off motor once punching operation is complete.**

Benefits:

- ▶ Considerably faster punching operations save you time.
- ▶ The integrated control **preserves the tools and significantly increases service life**, thereby saving you money.

▶ More on Page 549.

■ Features of hydraulic punches.

	Hand operation	Foot operation	Battery/mains operation	Max. hole, round	Max. hole, square	Max. punching force	Auto-matic shut-off
Quick Draw™ 	✓			64 mm	68 x 68 mm	80 kN	
Quick Draw™ 90° 	✓			64 mm	68 x 68 mm	80 kN	
LS 50-L FLEX 			✓	143.7 mm	104.8 x 104,8 mm	60 kN	✓
LS 60-L 			✓	96 mm	104.8 x 104,8 mm	60 kN	✓
Hydraulic punch with hand pump 	✓			143.7 mm	138 x 138 mm	110 kN	
Hydraulic punch with foot pump 		✓		143.7 mm	138 x 138 mm	110 kN	

Speed Nut



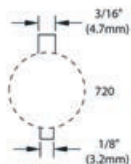
► Up to 3 x faster then conventional punch draw stud setup

Characteristics

- Compatible with all Greenlee hand hydraulic and battery powered punch drivers
- Simple operation and great time-saving due to quick-lock system
- Suitable for all rectangular punches up to 33.3 x 66.7 mm and square punches up to 46.0 x 46.0 mm

Item	Part No.	
Speed Nut Set	SLSN34	
Scope of supply	Part No.	Page
Speed Nut draw stud	SLSNDS34	546
Quick-lock bajonet coupling	SLSNN34	546

Keyway punch



► Time-saving punching of slots for anti-twist protected parts

Suitable for

- Mild steel (St37) up to 3 mm thick
- Manual operation

Item	Part No.
Keyway punch	50265342

Accessories	Art-Nr.	Seite
Spare punch for keyway punch	50265369	546
Spare die for keyway punch	50265385	546

Hydraulic punch driver Quick Draw™ 7804E

- ▶ Perfect for fast, straight on panel punching
- ▶ Develops 8 tons of hydraulic force for easy punching

Characteristics

- Hand hydraulic punch driver with straight head

Suitable for

- Special shape punches up to a maximum size of 68 x 68 mm or 35 x 65 mm
- Round punches up to ISO 63 (64 mm dia.)

Technical data		
Dimension	321 x 110 x 70 mm	
Punching force	80 kN	
Weight	2.5 kg	
Item	Art.-Nr.	
Quick Draw™ 7804E	50342916	
Scope of supply	Part No.	Page
Hand hydraulic punch 7804E	50342886	547
Draw stud for punch with hydraulic operation 9.5 x 71 mm	51300430	535
Draw stud for hydraulic operation 19.0 x 105 mm	50318721	535
Spacer bush, short	50032488	547
Adapter 19.0 x 48 mm with internal thread 9,5 mm	50339672	535
Plastic case	50352024	547



Hydraulic punch driver Quick Draw 90™ 7904E

- ▶ Perfect for fast, straight-on front panel punching
- ▶ Head rotates 180° allows greater versatility in tight spaces

Characteristics

- Compact design
- Hand hydraulic punch driver with 90° head

Suitable for

- Special shape punches up to a maximum size of 68 x 68 mm or 35 x 65 mm
- Round punches up to ISO 63 (64 mm dia.)

Technical data		
Dimension	312 x 110 x 65 mm	
Punching force	80 kN	
Weight	3.35 kg	
Item	Part No.	
Quick Draw 90™ 7904E	50342991	
Scope of supply	Part No.	Page
Hand hydraulic punch 7904E	50337866	547
Draw stud for punch with hydraulic operation 9.5 x 71 mm	51300430	535
Draw stud for hydraulic operation 19.0 x 105 mm	50318721	535
Spacer bush, short	50032488	547
Adapter 19.0 x 48 mm with internal thread 9,5 mm	50339672	535
Plastic case	50352024	547



Hand hydraulic driver



► Flexible head allows greater versatility in tight spaces

Characteristics

- Unlimited driver orientation

Suitable for

- Special shape punches up to a maximum size of 68 x 68 mm or 35 x 65 mm
- Round punches up to ISO 63 (64 mm dia.)

Order info

- Knockout punches not included
- Without punch

Technical data		
Dimension	340 x 150 x 85 mm	
Punching force	80 kN	
Weight	5 kg	
Revolving/rotatable	360°	
Item	Part No.	
Hand hydraulic punching set	52033843	
Scope of supply	Part No.	Page
Draw stud for hydraulic operation 9.5 mm to 19 mm, 122 mm	52042827	535
HSS Co5 step bit	52049371	548
Spacer bush, short	50032488	547
Plastic case		

LS 60-L Battery powered hydraulic punching tool

- ▶ Automatic stop makes the punching tools last longer
- ▶ Lithium-ion technology allows long operating times and short recharging times

Characteristics

- Battery-Powered punch driver with microprocessor
- Automatic retraction
- Automatic battery charge status recognition

Suitable for

- Punches up to 104.8 x 104.8 mm St37 2.0 mm
- Punches 92 x 92 mm or 46 x 92 mm, 68 x 68 mm or ISO 63 (64 mm dia.) round in St37 3 mm
- Suitable for 96 mm round - St37 2.5 mm
- Suitable for Slug Splitter up to 64 mm round - 2.5 mm stainless steel



Technical data	
Punching force	60 kN
Weight	3.9 kg
Battery capacity	3 Ah (RAL2 / BL1830)
Charging time	22 min. (RAL2 / BL1830)
Punching time	5 s at 22,5 mm dia., 3 mm mild steel 12 s at 61,5 mm dia., 3 mm mild steel
Ambient temperature	-15 to +40 °C
Head outside diameter	73 mm
Dimensions	325 x 285 x 80 mm
Punching capacity	90 punches/battery at 22.5 mm dia. and 3.5 mm mild steel 170 punches/battery at 2,5 mm dia. and 3.5 mm mild steel 250 punches/battery at 22.5 mm dia. and 2.5 mm mild steel

Item	Part No.	
Battery-operated hydraulic punch driver LS 60-L	LS60L	
Scope of supply	Part No.	Page
Draw stud for punch with hydraulic operation 9.5 x 71 mm	51300430	535
Draw stud for hydraulic operation 19.0 x 105 mm	50318721	535
Spacer bush, short	50032488	547
Adapter 19.0 x 48 mm with internal thread 9,5 mm	50339672	535
HSS Co5 step bit	52049371	548
KKLS60LGL Plastic case	KKLS60LGL	549
Quick-charger for 18V Li-Ion batteries, 230 V	LGL1	400
Battery 18 V / 3.0 Ah, Li-Ion (54 Wh)	RAL2	316

Accessories	Part No.	Page
18 V mains adapter for 240 V Voltage	NG2230	399
EU plug		



LS 50-L Flex Battery powered hydraulic punching tool



LS50LFLEX



LBOXXLS50LFLEX

- ▶ High flexibility using 360° rotating head
- ▶ Lithium-ion technology allows long operating times and short recharging times
- ▶ Automatic stop makes the punching tools last longer

Characteristics

- Battery-powered punch driver with microprocessor
- Automatic retraction
- Automatic battery charge status recognition

Suitable for

- Punches up to 104.8 x 104.8 mm St37 2.0 mm
- Punches 92 x 92 mm or 46 x 92 mm, 68 x 68 mm or ISO 63 (64 mm dia.) round in St37 3 mm
- Suitable for 144,1 mm round - St37 2.5 mm
- Suitable for Slug Splitter up to 64 mm round - 2.5 mm stainless steel

Order info

- Complete set incl. draw stud, pilot drill and spacer bush, battery and charger in case
- LBOXXLS50LFLEX: identical content, but in Sortimo L-BOXX

Technical data	
Capacity	120 punch operations at Ø 22.5 mm, 3.4 mm mild steel resp. 190 punch operations at Ø 22.5 mm, 3 mm mild steel 280 punch operations at Ø 22.5 mm, 2.5 mm mild steel
Punching force	60 kN
Weight	2.1 kg
Battery voltage	18 V DC V
Battery capacity	3 (RAL2/BL1830) or 1.5 (RAL1/BL1815)
Charging time	22 min. (RAL2/BL1830) or 15 min. (RAL1/BL1815)
Punching time	5 s at 22.5 mm dia., 3 mm mild steel 6 s at 63.5 mm dia., 3 mm mild steel
Hydraulic oil	Rivolta S.B.H. 11
Ambient temperature	-15 to +40 °C
Dimensions	340 x 115 x 80 mm

Item	Part No.	
Battery powered hydraulic punch driver LS 50-L FLEX	LS50LFLEX	
Scope of supply	Part No.	Page
Quick-charger for 18V Li-Ion batteries, 230 V	LGL1	400
Battery 18 V / 3.0 Ah, Li-Ion (54 Wh)	RAL2	316
Draw stud for hydraulic operation 19.0 x 105 mm	50318721	535
Spacer bush, short	50032488	547
HSS Co5 step bit	52049371	548
Adapter 19.0 x 48 mm with internal thread 9,5 mm	50339672	535
Draw stud for punch with hydraulic operation 9.5 x 71 mm	51300430	535
Plastic case	KK50LFLEX	

Accessories	Part No.	Page
18 V mains adapter for 240 V Voltage	NG2230	399
EU plug		

Variants	Part No.	Page
L-BOXX with flexible battery powered hydraulic punch LS50LFLEX	LBOXXLS50-L-FLEX	550

Hydraulic punch driver with hand pump

► Compact design

Characteristics

- With hand pump, hose and cylinder
- Covers ranges up to 138 x 138 mm

Suitable for

- All punches up to 143.7 mm round and 138 x 138 mm square
- Suitable for mild steel up to 3.5 mm St37 and 3.5 mm V2A (depending on punch size)

Operation

- Hydraulic



Technical data		
Punching force	110 kN	
Weight	8.3 kg	
Item	Part No.	
Hydraulic punch driver with hand pump, hose and cylinder	50159062	
Scope of supply	Part No.	Page
Hydraulic cylinder	50170910	551
Draw stud for hydraulic operation 9.5 mm to 19 mm dia., 122 mm	52042827	535
Spacer bush, short	50032488	547
Spacer bush, medium	51032490	551
Spacer bush 38 mm, long	50069047	551
Kwik Stepper™ step bit 12.7 mm	50344102	551
767 Hydraulic hand pump	50132849	551
Hydraulic hose, 0.9 m	50063022	551
Draw stud for hydraulic operation 19.0 x 137 mm	52045040	535



Hydraulic punch driver with foot pump



Characteristics

- With foot pump, hose and cylinder
- Covers ranges up to 138 x 138 mm

Suitable for

- For all punches
- Up to 143.7 mm round and 138 x 138 mm square
- Suitable for mild steel up to 3.5 mm St37 and 3.5 mm V2A (depending on punch size)

Operation

- Hydraulic

Technical data		
Punching force	110 kN	
Weight	15.2 kg	
Item	Part No.	
Hydraulic punch driver with foot pump, hose and cylinder	50250973	
Scope of supply	Part No.	Page
Hydraulic cylinder	50170910	551
Spacer bush, short	50032488	547
Spacer bush, medium	51032490	551
Spacer bush 38 mm, long	50069047	551
Kwik Stepper™ step bit 12.7 mm	50344102	551
1725 Hydraulic foot pump	50313533	552
Hydraulic hose	50377299	552
Draw stud for hydraulic operation 9.5 mm to 19 mm dia., 122 mm	52042827	535
Draw stud for hydraulic operation 19.0 x 137 mm	52045040	535

Assembly paste

- ▶ Increases the service life
- ▶ Prevents "seizing"
- ▶ Screws and nuts threads resistant to wear



Suitable for

- Statically and dynamically high stressed thread connections

Item	Part No.
Assembly paste, 30g	50115472

Portable C-frame punch driver, 15.2 - 34.6 mm

► Fast, one shot punching - no pre-drilling of pilot holes required

Order info

- For actuation we recommend hydraulic foot pump 1725, Part No. 50313533, hand pump 767, Part No. 50132849 or electro-hydraulic pump Part No. 50052799
- When using AHP700L the adapter CMGSK is required



Technical data	
Throat	200 mm
Weight	6.8 kg
Punching capacity	up to 3 mm St37
Punching range	15.2 - 34.6 mm

Item	Part No.
Portable C-frame punch driver 1731	50159119

Scope of supply	Part No.	Page
Punch adapter 9.5 mm	50132768	553
Punch adapter 19 mm	50132776	553
Punch Pg 16	51040060	553
Punch Pg 21	51040080	553
Punch 34.6 mm	50040103	553
Die Pg 16 (22.5 mm)	50120875	553
Die Pg 21 (28.3 mm)	50120867	553
Die 34.6 mm	50120859	553
Metal case	50166344	553

Accessories	Part No.	Page
Punch Pg 9 (15.2 mm)	50213164	553
Die Pg 9 (15.2mm)	50185578	553
Punch Pg 11 (18.6 mm)	50177001	553
Die Pg 11 (18.6 mm)	50185586	553
Punch Pg 13 (20.4 mm)	50176978	553
Die Pg 13 (20.4 mm)	50185594	553
Punch 30.5 mm (oil-tight)	50362828	553
Die 30.5 mm (oil-tight)	50371037	553
Die ISO 16	50766421	553
Die ISO 20	50766438	553
Die ISO 25	50766445	553
Die ISO 32	50766452	553
Punch ISO 16	50351931	553
Punch ISO 25	50039865	553
Punch ISO 32	50244590	553

Portable C-frame punch driver, 15.2 - 115.4 mm



Suitable for

- For use with standard punches and dies, punching range 15.2 to 115.4 mm

Order info

- For actuation we recommend hydraulic hand pump 755, Part No. 50156772 or electro-hydraulic pump 50052799
- When using AHP700L the adapter CMGSK is required

Technical data	
Throat	200 mm
Weight	27 kg
Punching capacity	up to 3 mm St37
Punching range	15.2 bis 115.4 mm

Item	Part No.	Page
Portable C-frame punch driver 1732	50273612	
Scope of supply	Part No.	Page
Die adapter 9.5 mm	50117912	554
Die adapter 19 mm	50117904	554
Die adapter 28.6 mm	50117890	554
Die adapter 9.5 mm	50132660	554
Die adapter 19 mm	50132679	554
Die adapter 28.6 mm	50132687	554
Hexagonal nut	90542657	554
Metal case	50273353	554

Accessories	Part No.	Page
Punch Pg 9 (15.2 mm)	50213164	553
Die Pg 9 (15.2mm)	50185578	553
Punch Pg 11 (18.6 mm)	50177001	553
Die Pg 11 (18.6 mm)	50185586	553
Punch Pg 13 (20.4 mm)	50176978	553
Die Pg 13 (20.4 mm)	50185594	553
Punch 30.5 mm (oil-tight)	50362828	553
Die 30.5 mm (oil-tight)	50371037	553
Die ISO 16	50766421	553
Die ISO 20	50766438	553
Die ISO 25	50766445	553
Die ISO 32	50766452	553
Punch ISO 16	50351931	553
Punch ISO 25	50039865	553
Punch ISO 32	50244590	553

LSK 120 Hydraulic hole punching head - basic tool

- ▶ Fast and precise cutting
- ▶ Punching in just a few seconds
- ▶ Compact design permits working in tight areas

Suitable for

- For punching aluminum and copper up to 10 mm thick.
- Hole diameters: 6.5 - 17 mm
- Centric punching: 120 mm max. material width
- Drive with EHP 4 and AHP 700-L available

Order info

- Operation with EHP 4 and AHP 700-L adapter CMGSK required



Technical data	
Max. operating pressure	max. 700 bar
Max. compressive force	160 kN
Dimension	234 x 174 x 88 mm
Weight	approx. 9.5 kg

Item	Part No.
Hydraulic hole punching head LSK 120	50052110

Accessories	Part No.	Page
Punch and die Ø 6.5 mm	50052276	555
Punch and die Ø 8.5 mm	50052284	555
Punch and die Ø 11 mm	50052292	555
Punch and die Ø 13 mm	50052306	555
Punch and die Ø 15 mm	50052314	555
Punch and die Ø 17 mm	50052322	555



Slug Buster® punch set for all applications from ISO 16 - 40



Suitable for

- Mild steel (St37), plastic and aluminum up to 3.5 mm thick

Operation

- Manual

Predrilling

- Draw stud 9.5 mm dia., pilot drill 9.7 mm dia. 50360183
 Draw stud 19 mm dia., pilot drill 20.5 mm dia. 50344030

Item	Part No.	
Slug Buster® punch set ISO 16 - 40	50366920	
Scope of supply	Part No.	Page
Slug Buster® punch set ISO 16/20/25/32/40	50356178SET	563
Draw studs for manual operation Ø 9.5 x 40 mm	50000420	534
Draw studs for manual operation Ø 19.0 x 55 mm	50040405	534
Ratchet	50349414	556
Kwik Stepper™ step bit 9.7 mm	50360183	556
Plastic case	50366858	556

Slug Buster® punch set for all applications from PG 9 to PG 21 and 30.5 mm



Suitable for

- Mild steel (St37), plastic and aluminum up to 3.5 mm thick

Operation

- Manual

Predrilling

- Draw stud 9.5 mm dia., pilot drill 9.7 mm dia. 50360183
 Draw stud 19 mm dia., pilot drill 20.5 mm dia. 50344030

Item	Part No.	
Slug Buster® punch set PG 9 - PG 21 and 30.5 mm	50366904	
Scope of supply	Part No.	Page
Slug Buster® punch set PG 9 - PG 21, 30.5 mm	50323989SET	564
Draw studs for manual operation 9.5 x 40 mm	50000420	534
Ratchet	50349414	556
Kwik Stepper™ step bit 9.7 mm	50360183	556
Plastic case	50366858	556

Slug Buster® punch set for ISO 16 - 63
Suitable for

- Mild steel (St37), plastic and aluminum up to 3.5 mm thick

Operation

- Manual

Predrilling

- Draw stud 9.5 mm dia., pilot drill 9.7 mm dia. 50360183
 Draw stud 19 mm dia., pilot drill 20.5 mm dia. 50344030



Item	Part No.	
Slug Buster® punch set ISO 16 - 63	50366939	
Scope of supply	Part No.	Page
Slug Buster® punch set ISO 16 - 63	50068920SET	563
Draw studs for manual operation 9.5 x 40 mm	50000420	534
Draw studs for manual operation 19.0 x 55 mm	50040405	534
Ratchet	50349414	556
Kwik Stepper™ step bit 9.7 mm	50360183	556
Plastic case	50366858	556

Slug Buster® punch set for all applications from PG 9 - 48 and 30.5 mm
Suitable for

- Mild steel (St37), plastic and aluminum up to 3.5 mm thick

Operation

- Manual

Predrilling

- Draw stud 9.5 mm dia., pilot drill 9.7 mm dia. 50360183
 Draw stud 19 mm dia., pilot drill 20.5 mm dia. 50344030



Item	Part No.	
Slug Buster® punch set PG 9 - PG 48 and 30.5 mm	50366912	
Scope of supply	Part No.	Page
Draw studs for manual operation 9.5 x 40 mm	50000420	534
Draw studs for manual operation 19.0 x 55 mm	50040405	534
Ratchet	50349414	556
Slug Buster® punch set PG 9 - PG 48, 30.5 mm	50328034SET	557
Plastic case	50366858	556

Speed Punch™ set ISO 16 - 40



- ▶ Up to 3x faster than conventional punching tools
- ▶ Quick and easy handling because there is no screwing and unscrewing the lock nut needed
- ▶ Compatible with all Greenlee hydraulic and battery powered punch drivers

Suitable for

- Mild steel (St37), plastic and aluminum up to 3.5 mm thick

Operation

- hydraulic

Predrilling

- Draw studs 9.5 mm, pilot drill 9.7 mm 50360183
 Draw studs 19 mm, pilot drill 20.5 mm 50344030

Scope of supply

- Complete system consisting of draw stud, speed lock, punch and die in 5 sizes including plastic case

Item	Part No.	
Slug Buster® punch set ISO 16 - 40	50366920	
Description	Part No.	Page
Punch & Die ISO 16 (16,2 mm)	52055431	534
Punch & Die ISO 20 (20,4 mm)	52055432	534
Punch & Die ISO 25 (25,4 mm)	52055434	534
Punch & Die ISO 32 (32,5 mm)	52055435	534
Punch & Die ISO 40 (40,5 mm)	52055436	534
SPEED LOCK & Draw stud 9,5 mm for ISO 16/20/25 and PG 16	52055439	534
SPEED LOCK & Draw stud 9,5 mm for ISO 32/40/50/63	52055440	534
Plastic case	KKSPISO16B63	

Speed Punch™ set ISO 16 - 63

- ▶ Up to 3x faster than conventional punching tools
- ▶ Quick and easy handling because there is no screwing and unscrewing the lock nut needed
- ▶ Compatible with all Greenlee hydraulic and battery powered punch drivers

Suitable for

- Mild steel (St37), plastic and aluminum up to 3.5 mm thick

Operation

- hydraulic

Predrilling

- Draw studs 9,5 mm, pilot drill 9,7 mm 50360183
 Draw studs 19 mm, pilot drill 20,5 mm 50344030

Scope of supply

- Complete system consisting of draw stud, speed lock, punch and die in 7 sizes including plastic case

Item	Part No.	
Speed Punch™ set ISO 16 – 63	52055440SET	
Scope of supply	Part No.	Page
Punch & Die ISO 16 (16,2 mm)	52055431	534
Punch & Die ISO 20 (20,4 mm)	52055432	534
Punch & Die ISO 25 (25,4 mm)	52055434	534
Punch & Die ISO 32 (32,5 mm)	52055435	534
Punch & Die ISO 40 (40,5 mm)	52055436	534
Punch & Die ISO 50 (50,8 mm)	52055437	534
Punch & Die ISO 63 (64,0 mm)	52055438	534
SPEED LOCK & Draw stud 9,5 mm for ISO 16/20/25 and PG 16	52055439	534
SPEED LOCK & Draw stud 9,5 mm for ISO 32/40/50/63	52055440	534
Plastic case	KKSPISO16B63	


SLUG-SPLITTER® punch set (stainless steel) ISO 16 - 40

- ▶ Unique punch profile
- ▶ Split slugs fall free and can be removed easily

Suitable for

- Stainless steel (V2A), mild steel (St37), plastic and aluminum up to 3.5 mm thick

Operation

- Hydraulic

Predrilling

- Draw stud 19 mm, pilot drill 20.5 mm dia. 50344030
 Draw stud 11.1 mm, pilot drill 12.7 mm dia. 50344102

Item	Part No.	
Slug Splitter® punch set (stainless steel) ISO 16/20/25/32/40	50766803	
Scope of supply	Part No.	Page
SLUG-SPLITTER® punch set (stainless steel) 16.2 mm	50069527	533
SLUG-SPLITTER® punch set (stainless steel) 20.4 mm	50069543	533
SLUG-SPLITTER® punch set (stainless steel) 25.4 mm	50069560	533
SLUG-SPLITTER® punch set (stainless steel) 32.5 mm	50069594	533
SLUG-SPLITTER® punch set (stainless steel) 40.5 mm	50069616	533
Draw stud for hydraulic operation 11.1 mm to 19 mm dia., 108 mm	50294512	535
Draw stud for hydraulic operation 19 x 140 mm	50294520	535
Plastic case	KKSSISO16B63	



SLUG-SPLITTER® punch set (stainless steel) ISO 16 - 63



- ▶ Unique punch profile
- ▶ Split slugs fall free and can be removed easily

Suitable for

- Stainless steel (V2A), mild steel (St37), plastic and aluminum up to 3.5 mm thick

Operation

- Hydraulic

Predrilling

- Draw stud 19 mm dia., pilot drill 20.5 mm dia. 50344030
 Draw stud 11.1 mm dia., pilot drill 12.7 mm dia. 50344102

Item	Part No.	
Slug Splitter® punch set (stainless steel) ISO 16/20/25/32/40/50/63	50766797	
Scope of supply	Part No.	Page
SLUG-SPLITTER® punch set (stainless steel) 16.2 mm	50069527	533
SLUG-SPLITTER® punch set (stainless steel) 20.4 mm	50069543	533
SLUG-SPLITTER® punch set (stainless steel) 25.4 mm	50069560	533
SLUG-SPLITTER® punch set (stainless steel) 32.5 mm	50069594	533
SLUG-SPLITTER® punch set (stainless steel) 40.5 mm	50069616	533
SLUG-SPLITTER® punch set (stainless steel) 50.8 mm	50069632	533
SLUG-SPLITTER® punch set (stainless steel) 64 mm	50069667	533
Draw stud for hydraulic operation 11.1 mm to 19 mm dia., 108 mm	50294512	535
Draw stud for hydraulic operation 19 x 140 mm	50294520	535
Plastic case	KKISO16B63	

Slug Buster® hand hydraulic punch driver set PG 9 - 21, 30.5 mm



Suitable for

- Mild steel (St37), plastic and aluminum up to 3.5 mm thick

Operation

- Hydraulic

Predrilling

- Draw stud 9.5 mm dia., pilot drill 9.7 mm dia. 50360183
 Draw stud 19 mm dia., pilot drill 20.5 mm dia. 50344030

Item	Part No.	
Slug Buster® hand hydraulic punch driver set PG 9 - PG 21 and 30.5 mm	50356119SET	
Scope of supply	Part No.	Page
Hand hydraulic punch 7804E	50342886	547
Draw stud for punch with hydraulic operation 9.5 x 71 mm	51300430	535
Draw stud for hydraulic operation 19.0 x 105 mm	50318721	535
Spacer short	50032488	547
Adapter 19.0 dia. x 48 mm with internal thread 9.5 mm	50339672	535
Slug Buster® punch set PG 9 - PG 21, 30.5 mm	50323989SET	556
Plastic case	50352024	547

Slug Buster® hand hydraulic punch driver set 90° PG 9 - 21, 30.5 mm

Suitable for

- Suitable for mild steel (ST37), plastic and aluminum up to 3.5 mm thick

Operation

- Hydraulic

Predrilling

- Draw stud 9.5 mm dia., pilot drill 9.7 mm dia. 50360183
 Draw stud 19 mm dia., pilot drill 20.5 mm dia. 50344030



Item	Part No.	
Slug Buster® hand hydraulic punch driver set PG 9 - PG 21 and 30.5 mm	50356151SET	
Scope of supply	Part No.	Page
Hand hydraulic punch 7904E	50337866	547
Draw stud for punch with hydraulic operation 9.5 x 71 mm	51300430	535
Draw stud for hydraulic operation 19.0 x 105 mm	50318721	535
Spacer, short	50032488	547
Adapter 19.0 dia. x 48 mm with internal thread 9.5 mm	50339672	535
Slug Buster® punch set PG 9 - PG 21, 30.5 mm	50323989SET	556
Plastic case	50352024	547

Slug Buster® hand hydraulic punch driver set ISO 16 - 40

Suitable for

- Suitable for mild steel (ST37), plastic and aluminum up to 3.5 mm thick

Operation

- Hydraulic

Predrilling

- Draw stud 9.5 mm dia., pilot drill 9.7 mm dia. 50360183
 Draw stud 19 mm dia., pilot drill 20.5 mm dia. 50344030



Item	Part No.	
Slug Buster® hand hydraulic punch driver set ISO 16 - 40	50356143SET	
Scope of supply	Part No.	Page
Hand hydraulic punch 7804E	50342886	547
Draw stud for punch with hydraulic operation 9.5 x 71 mm	51300430	535
Draw stud for hydraulic operation 19.0 x 105 mm	50318721	535
Spacer, short	50032488	547
Adapter 19.0 x 48 mm with internal thread 9.5 mm	50339672	535
Slug Buster® punch set ISO 16/20/25/32/40	50356178SET	556
Plastic case	50352024	547

Slug Buster® hand hydraulic punch driver set 90° ISO 16 - 40



Suitable for

- Suitable for mild steel (ST37), plastic and aluminum up to 3.5 mm thick

Operation

- Hydraulic

Predrilling

- Draw stud 9.5 mm dia., pilot drill 9.7 mm dia. 50360183
 Draw stud 19 mm dia., pilot drill 20.5 mm dia. 50344030

Item	Part No.	
Slug Buster® hand hydraulic punch driver set ISO 16 - 40	50356160SET	
Scope of supply	Part No.	Page
Hand hydraulic punch 7904E	50337866	547
Draw stud for punch with hydraulic operation 9.5 x 71 mm	51300430	535
Draw stud for hydraulic operation 19.0 x 105 mm	50318721	535
Spacer, short	50032488	547
Adapter 19.0 x 48 mm with internal thread 9.5 mm	50339672	535
Slug Buster® punch set ISO 16/20/25/32/40	50356178SET	556
Plastic case	50352024	547

Hand hydraulic punching set 90° ISO 16 - 40



► Flexible head allows greater versatility in tight spaces

Suitable for

- Special shape punches up to a maximum size of 68 x 68 mm or 35 x 65 mm
- Round punches up to ISO 63 (64 mm dia.)

Item	Part No.	
Hand hydraulic punching set ISO 16 - 40	52034233	
Scope of supply	Part No.	Page
Slug Buster® punch set ISO 16/20/25/32/40	50356178SET	556
Draw stud for hydraulic operation 9.5 mm to 19 mm, 122 mm	52042827	535
Draw stud for hydraulic operation 19.0 x 105 mm	50318721	535
Spacer, short	50032488	547
HSS Co5 step bit	52049371	548
Plastic case		

Slug Buster® punch set ISO 16 - 40

- ▶ For quick, clean, effortless and burr-free holes
- ▶ Split slugs fall free and can be removed easily

Suitable for

- Mild steel (St37), plastic and aluminum up to 3.0 mm thick

Operation

- Manual and hydraulic

Predrilling

- Draw stud 9.5 mm dia., pilot drill 9.7 mm dia. 50360183
- Draw stud 19 mm dia., pilot drill 20.5 mm dia. 50344030

Scope of supply

- Complete system consisting of punches, dies and plastic case in 5 sizes



Item	Part No.
Slug Buster® punch set ISO 16/20/25/32/40	50356178SET

Accessories	Part No.	Page
Plastic case	KKISO16B63	

Slug Buster® punch set ISO 16 - 63

- ▶ Long service life
- ▶ Less effort thanks to simple use

Suitable for

- Mild steel (St37), plastic and aluminum up to 3.5 mm thick

Operation

- Manual and hydraulic

Predrilling

- Draw stud 9.5 mm dia., pilot drill 9.7 mm dia. 50360183
- Draw stud 19 mm dia., pilot drill 20.5 mm dia. 50344030

Scope of supply

- Complete system consisting of punches, dies and plastic case in 7 sizes



Item	Part No.
Slug Buster® punch set ISO 16/20/25/32/40/50/63	50068920SET

Accessories	Part No.	Page
Plastic case	KKISO16B63	

Slug Buster® punch set PG 9 - 21, 30.5 mm



- ▶ Unique punch profile
- ▶ Split slugs fall free and can be removed easily

Suitable for

- Mild steel (St37), plastic and aluminum up to 3.5 mm thick

Operation

- Manual and hydraulic

Predrilling

- Draw stud 9.5 mm dia., pilot drill 9.7 mm dia. 50360183
- Draw stud 19 mm dia., pilot drill 20.5 mm dia. 50344030

Scope of supply

- Complete system consisting of punches, dies and plastic case in 6 sizes

Item	Part No.
Slug Buster® punch set PG 9/11/13/16/21 and 30.5 mm	50323989SET

Accessories	Part No.	Page
Plastic case	KKPG9B48	

Slug Buster® punch set PG 9 - 48, 30.5 mm



- ▶ Unique punch profile
- ▶ Split slugs fall free and can be removed easily

Suitable for

- Mild steel (St37), plastic and aluminum up to 3.5 mm thick

Operation

- Manual and hydraulic

Predrilling

- Draw stud 9.5 mm dia., pilot drill 9.7 mm dia. 50360183
- Draw stud 19 mm dia., pilot drill 20.5 mm dia. 50344030

Scope of supply

- Complete system consisting of punches, dies and plastic case in 9 sizes

Item	Part No.
Slug Buster® punch set PG 9/11/13/16/21/29/36/48 and 30.5 mm	50328034SET

Accessories	Part No.	Page
Plastic case	KKPG9B48	

Deep cuts, fast change.

Bi-metal and carbide-tipped hole saws and arbors.

Hole saws are used extensively to cut holes in different materials. These tools differentiate from other brands (manufacturers) by their extremely long service life. Their clever design enables a quick and easy blade change.



Countersink hole saws ensure burr free holes for easy mounting of electrical outlets.

- For nominal dimensions from 14 mm to 152 mm.
- Suitable for a range of materials.

■ A strong back plate for precise concentricity.

- ▶ **Solid back plate for increased stability.**
- ▶ For installing wall outlets, halogen lightings etc.

Benefits:

- ▶ The reinforced back plate gives additional stability, creating more precise holes.
- ▶ Hole saws are multi-purpose tools, and so fewer tools are needed.



■ A little more: Cutting depth to 41.3 mm.

- ▶ Cutting depth of 41.3 mm.
- ▶ For metal, aluminum, wood and plastic, stainless steel, cast iron, fibreglass, non-ferrous metal.

Benefits:

- ▶ These hole saws achieve deeper cuts than tools from other suppliers.
- ▶ You need **just one hole saw for a range of materials.**

■ For fast change: *Kwik Change™*.

- ▶ **Bayonet connection for fast** hole saw change.
- ▶ Ejector spring makes removal of slugs easier.

Benefits:

- ▶ The bayonet connection significantly reduces tooling thus, saving you time.
- ▶ Slugs are mechanically expelled - accelerating drilling operations.



▶ *More on
Page 572.*



■ The multi-purpose tool: *HKP carbide-tipped hole saw.*

- ▶ Optimised chip clearance.
- ▶ **Suitable for a range of materials.**

Benefits:

- ▶ Safe and fast operations.
- ▶ One tool for numerous applications.



HSS bi-metal hole saws



- ▶ Vibration-reduction and high true running accuracy due to thick back section
- ▶ Positive combi-toothing easily assured, precise cut
- ▶ Cooling slots ensure low heat build-up

Characteristics

- Positive rake variable pitch design provides faster and easier cutting
- Variable pitch design
- Max. cutting depth 41.3 mm
- Tooth hardness Rc 65-68

Suitable for

- For mild steel, cast iron, brass, aluminum, fibreglass, wood and plastic

Order info

- Arbors have to be ordered separately, not included in scope of supply

Part No.	Item	Punch size mm	Standard size		Weight g	Recommended cutting speed r.p.m. for					
			Pg	ISO		mild steel	stainless steel	cast iron	non-ferrous metal	aluminum	wood
50191314	HSS bi-metal hole saws 14 mm	14			46	580	300	400	790	900	800
52057722	HSS bi-metal hole saws 15 mm	15			46	580	300	400	790	900	800
52057723	HSS bi-metal hole saws 16 mm	16	Pg 9	ISO 16	46	550	275	365	730	825	760
52057724	HSS bi-metal hole saws 17 mm	17			46	500	250	330	665	750	720
52057725	HSS bi-metal hole saws 18 mm	18			46	500	250	330	665	750	720
52057726	HSS bi-metal hole saws 19 mm	19	Pg 11		46	460	230	300	600	690	680
52057727	HSS bi-metal hole saws 20 mm	20		ISO 20	46	445	220	290	580	660	640
52057728	HSS bi-metal hole saws 21 mm	21	Pg 13		46	425	195	280	560	635	580
52057729	HSS bi-metal hole saws 22 mm	22	Pg 16		46	390	195	260	520	585	560
52057730	HSS bi-metal hole saws 23 mm	23			46	380	190	250	510	570	540
52057731	HSS bi-metal hole saws 24 mm	24			46	370	185	245	494	555	520
52057732	HSS bi-metal hole saws 25 mm	25		ISO 25	46	350	175	235	470	525	500
52057733	HSS bi-metal hole saws 26 mm	26			46	325	160	215	435	480	500
52057734	HSS bi-metal hole saws 27 mm	27			46	300	150	200	400	450	450
52057735	HSS bi-metal hole saws 28 mm	28			46	300	150	200	400	450	450
52057736	HSS bi-metal hole saws 29 mm	29	Pg 21		91	285	145	190	380	425	430
52057737	HSS bi-metal hole saws 30 mm	30			91	270	140	180	360	410	410
52057738	HSS bi-metal hole saws 32 mm	32		ISO 32	91	270	140	180	360	410	410
52057739	HSS bi-metal hole saws 33 mm	33			46	250	125	165	330	375	370
52057740	HSS bi-metal hole saws 35 mm	35			46	240	120	160	315	360	30
52057741	HSS bi-metal hole saws 36 mm	36			91	240	120	160	315	360	30
52057742	HSS bi-metal hole saws 37 mm	37	Pg 29		91	230	115	150	300	345	330
52057743	HSS bi-metal hole saws 38 mm	38			91	220	110	145	290	330	310
52057744	HSS bi-metal hole saws 40 mm	40		ISO 40	91	210	110	140	280	315	290
52057745	HSS bi-metal hole saws 41 mm	41			91	205	105	135	270	305	270
52057746	HSS bi-metal hole saws 42 mm	42			137	205	105	135	270	305	270
52057747	HSS bi-metal hole saws 43 mm	43			91	195	100	130	260	295	250
52057748	HSS bi-metal hole saws 44 mm	44			91	190	95	125	250	285	230
52057749	HSS bi-metal hole saws 45 mm	45			91	190	95	125	250	285	230
52057750	HSS bi-metal hole saws 46 mm	46			137	180	90	120	240	270	210
52057751	HSS bi-metal hole saws 48 mm	48	Pg 36		91	180	90	120	240	270	210
52057752	HSS bi-metal hole saws 50 mm	50		ISO 50	91	170	85	115	230	255	200
52057753	HSS bi-metal hole saws 51 mm	51			137	165	80	110	220	245	200
52057754	HSS bi-metal hole saws 52 mm	52			137	165	80	110	220	245	200
52057755	HSS bi-metal hole saws 53 mm	53			137	160	80	105	210	240	190
52057756	HSS bi-metal hole saws 54 mm	54	Pg 42		137	160	80	105	210	240	190
52057757	HSS bi-metal hole saws 55 mm	55			137	150	75	100	200	225	185
52057758	HSS bi-metal hole saws 57 mm	57			227	150	75	100	195	225	185
52057760	HSS bi-metal hole saws 59 mm	59			137	140	70	95	190	220	180
52057761	HSS bi-metal hole saws 60 mm	60	Pg 48		137	135	70	90	180	205	180

Part No.	Item	Punch size mm	Standard size		Weight g	Recommended cutting speed r.p.m. for					
			Pg	ISO		mild steel	stainless steel	cast iron	non-ferrous metal	aluminum	wood
52057762	HSS bi-metal hole saws 63 mm	63		ISO 63	182	130	65	85	175	200	175
52057763	HSS bi-metal hole saws 65 mm	65			182	130	65	85	170	195	170
52057764	HSS bi-metal hole saws 67 mm	67			182	125	60	80	160	185	165
52057765	HSS bi-metal hole saws 68 mm	68			182	125	60	80	160	185	160
52057766	HSS bi-metal hole saws 70 mm	70			182	120	55	80	160	180	160
52057767	HSS bi-metal hole saws 73 mm	73			182	115	55	75	150	170	150
52057768	HSS bi-metal hole saws 74 mm	74			182	115	55	75	150	170	150
52057769	HSS bi-metal hole saws 75 mm	75			227	115	55	75	150	170	150
52057770	HSS bi-metal hole saws 76 mm	76			227	110	55	70	140	165	145
52057771	HSS bi-metal hole saws 80 mm	80			227	110	55	70	140	165	145
52057773	HSS bi-metal hole saws 83 mm	83			273	105	50	70	140	155	140
52057774	HSS bi-metal hole saws 86 mm	86			273	100	50	65	130	150	135
52057775	HSS bi-metal hole saws 89 mm	89			273	95	45	65	130	145	130
52057776	HSS bi-metal hole saws 92 mm	92			273	95	45	60	120	130	120
52057777	HSS bi-metal hole saws 95 mm	95			318	95	45	60	120	135	110
52057778	HSS bi-metal hole saws 98 mm	98			318	90	40	60	120	135	110
52057779	HSS bi-metal hole saws 102 mm	102			318	85	10	55	110	130	100
50191772	HSS bi-metal hole saws 105 mm	105			363	80	40	55	110	120	110
50191780	HSS bi-metal hole saws 108 mm	108			363	80	40	55	110	120	110
50191799	HSS bi-metal hole saws 111 mm	111			363	80	40	50	100	120	110
50191802	HSS bi-metal hole saws 114 mm	114			409	75	40	50	100	105	100
50191810	HSS bi-metal hole saws 121 mm	121			499	75	35	50	95	95	100
50191829	HSS bi-metal hole saws 127 mm	127			545	65	35	45	90	90	100
50191837	HSS bi-metal hole saws 140 mm	140			545	60	35	35	85	85	100
50191845	HSS bi-metal hole saws 152 mm	152			636	55	35	35	75	75	100

HSS bi-metal hole saw set

► Positive combi-toothing easily assured, precise cut

Characteristics

- High true running accuracy
- Less effort when cutting

Suitable for

- Metal, brass, fibreglass, non-ferrous metal, cast iron, aluminum, wood and plastics



Part No.	Description	Nominal size mm	Standard size		52059292SET	52059293SET	50069497SET	52059294SET	50292099SET	52059295SET	50125630SET
			Pg	ISO	Electro II	Universal	ISO16-63	Plumbing	830PG	Standard	Electro
52057723	Bi-Metal Hole Saw	16	PG9	ISO 63		•	•		•	•	
52057724	Bi-Metal Hole Saw	17									
52057726	Bi-Metal Hole Saw	19	PG11			•	•	•	•	•	
52057727	Bi-Metal Hole Saw	20		ISO20			•				
52057728	Bi-Metal Hole Saw	21	PG13					•			
52057729	Bi-Metal Hole Saw	22	PG16		•	•		•	•	•	
52057731	Bi-Metal Hole Saw	24					•				
52057732	Bi-Metal Hole Saw	25		ISO25		•	•				
52057733	Bi-Metal Hole Saw	26									
52057736	Bi-Metal Hole Saw	29	PG21		•	•	•	•	•	•	
52057737	Bi-Metal Hole Saw	30						•			
52057738	Bi-Metal Hole Saw	32		ISO32			•				
52057739	Bi-Metal Hole Saw	33									
52057740	Bi-Metal Hole Saw	35			•	•				•	•

Hole saws

Part No.	Description	Nominal size mm	Standard size		52059292SET Electro II	52059293SET Universal	50069497SET ISO16-63	52059294SET Plumbing	50292099SET 830PG	52059295SET Standard	50125630SET Electro
			Pg	ISO							
52057742	Bi-Metal Hole Saw	37	PG29						•		
52057743	Bi-Metal Hole Saw	38				•		•			
52057744	Bi-Metal Hole Saw	40	ISO40				•				
52057745	Bi-Metal Hole Saw	41									
52057748	Bi-Metal Hole Saw	44			•	•	•			•	
52057751	Bi-Metal Hole Saw	48	PG36						•		
52057752	Bi-Metal Hole Saw	50	ISO50				•				
52057753	Bi-Metal Hole Saw	51			•	•					
52057754	Bi-Metal Hole Saw	52								•	
52057758	Bi-Metal Hole Saw	57					•			•	
52057761	Bi-Metal Hole Saw	60	PG48						•		
52057762	Bi-Metal Hole Saw	63	ISO63		•	•	•				
52057764	Bi-Metal Hole Saw	67					•			•	
52057765	Bi-Metal Hole Saw	68			•						•
52057769	Bi-Metal Hole Saw	75									•
52057770	Bi-Metal Hole Saw	76				•					
52033839	Countersink for Hole Saw 68mm										•
52057780	Arbor 14 to 30 mm				•	•	•	•	•	•	•
52057781	Arbor 32 to 152 mm				•	•	•	•	•	•	•
52059258	Case				•	•	•	•	•	•	•

Electro set with countersink

Characteristics

- Sockets can be mounted flush with the wall.
- Countersink with two specially-hardened cutting teeth

Suitable for

- Steel, non-ferrous metal, aluminum, cast iron, wood, plastic and building materials

Scope of supply

- Consisting of hole saws 35 mm, 68 mm, 75 mm, countersink for 68 mm hole saw, arbor with pilot drill and counter nut for hole saws 32 - 152 mm and spare HSS pilot drill 6.35 mm dia.



Item	Part No.	
Electro set with countersink 35/68/75 mm	50125630SET	
Scope of supply	Part No.	Page
HSS bi-metal hole saw 35 mm	52057740	568
HSS bi-metal hole saw 68 mm	52057765	569
HSS bi-metal hole saw 75 mm	52057769	569
Countersink for hole saws	52033839	570
Arbor for HSS bi-metal hole saws 8.6 mm	52057781	570
Plastic case	52059258	570

Arbor for HSS bi-metal hole saws 14 - 30 mm

Suitable for

- Sizes from 14 mm - 30 mm



Item	Part No.
Arbor 6.3 mm	50371576
Arbor 7.9 mm	50385224
Arbor 8.6 mm	52057780
Arbor 11.1 mm	50371550

Arbor for HSS bi-metal hole saws 32 - 152 mm
Suitable for

- Sizes from 32 mm - 51 mm
- Sizes from 32 mm - 152 mm

Item	Part No.
Arbor 7.9 mm for HSS bi-metal hole saws 32 - 51 mm	50371541
Arbor 8.6 mm for HSS bi-metal hole saws 32 - 152 mm	52057781
Arbor 11.1 mm for HSS bi-metal hole saws 32 - 152 mm	50371568


SDS arbor for HSS bi-metal hole saws
Suitable for

- Sizes from 32 mm - 152 mm
- Sizes from 14 mm - 30 mm

Item	Part No.
SDS arbor for HSS bi-metal hole saws 14 - 30 mm	50069691
SDS arbor for HSS bi-metal hole saws 32 - 152 mm	50069292


Interchangeable pilot drill arbor for HSS bi-metal hole saws

Item	Part No.
Interchangeable pilot drill arbor for HSS bi-metal hole saws	52057782



Kwik Change carbide-tipped hole saw



► Bayonet connection allows quick change of hole saws

Characteristics

- Ejector spring pushes the metal out of the hole saw
- Triangular arbor 9.5 mm for 50057529
- Triangular arbor 12.7 mm for 50057537

Suitable for

- Steel, stainless steel, non-ferrous metals, plastics, light building boards and wood to 4.5 mm thick

Order info

- Arbors are not included in scope of supply, to be ordered separately
- Hole saws 19 - 54 mm - Arbor 50057529
- Hole saws 64 - 76 mm - Arbor 50057537

Item	True dimension mm	Standard size		Part No.
		Pg	ISO	
Kwik Change carbide-tipped hole saw 19 mm	19	Pg 11		50056930
Kwik Change carbide-tipped hole saw 22 mm	22.2	Pg 16		50056956
Kwik Change carbide-tipped hole saw 25 mm	25.4		ISO 25	50056964
Kwik Change carbide-tipped hole saw 29 mm	28.6	Pg 21		50056972
Kwik Change carbide-tipped hole saw 31 mm	31			50056980
Kwik Change carbide-tipped hole saw 32 mm	31.8		ISO 32	50056999
Kwik Change carbide-tipped hole saw 35 mm	34.9			50057006
Kwik Change carbide-tipped hole saw 37 mm	36.5	Pg 29		50059599
Kwik Change carbide-tipped hole saw 38 mm	38.1			50057014
Kwik Change carbide-tipped hole saw 45 mm	44.4			50057022
Kwik Change carbide-tipped hole saw 51 mm	50.8			50057030
Kwik Change carbide-tipped hole saw 54 mm	54	Pg 42		50059602
Kwik Change carbide-tipped hole saw 64 mm	63.5		ISO 63	50057057
Kwik Change carbide-tipped hole saw 76 mm	76.2			50057073

Kwik Change carbide-tipped hole saw set

► Bayonet connection allows quick change of hole saws

Characteristics

- Arbor 50057529
- Ejector spring pushes the metal out of the hole saw

Suitable for

- Steel, stainless steel, non-ferrous metals, plastics, light building boards and wood to 4.5 mm thick



Item	Part No.
Kwik Change carbide-tipped hole saw set PG 16, PG 21, 35 mm, 45 mm, ISO 50	50057669
Kwik Change carbide-tipped hole saw set PG 16, PG 21, 35 mm	50058207

Kwik Change arbor

Suitable for

- Sizes 16 mm - 58 mm; 60 mm - 76 mm

Order info

- Arbors are not included in scope of supply, to be ordered separately

Item	Part No.
Kwik Change arbor 16 - 58 mm	50057529
Kwik Change arbor 60 - 76 mm	50057537



Pilot drill for arbor

Item	Part No.
Pilot drill for arbor 50057529	50057618
Pilot drill for arbor 50057537	50057626



HKP carbide-tipped hole saw



- ▶ Easy chip removal with extra wide tooth pitch
- ▶ No clogging or burning of carbide teeth

Characteristics

- Groove permits easy removal of the drilling core
- Maximum cutting depth: 60 mm
- Flute covers two third of the total length

Suitable for

- Wood, chipboard, coated chipboard, pressboard, PVC, fibreglass, plaster board, porous concrete, claystone and clay tiles

Item	Part No.
HKP carbide-tipped hole saw 35 mm without arbor	52033834
HKP carbide-tipped hole saw 68 mm without arbor	52033835
HKP carbide-tipped hole saw 74 mm without arbor	52033837
HKP carbide-tipped hole saw set 35, 68 and 74 mm incl. 3-zone arbor, SDS arbor, HSS and HM pilot drill	52033833
HKP carbide-tipped hole saw set 68 mm incl. 3-zone arbor, HSS and HM pilot drill, countersink	52034333

Accessories	Part No.	Page
3-zone arbor 70 mm long, shaft diameter 13 mm	52034328	574
SDS arbor shaft for HKP carbide-tipped hole saw	52034329	574

Carbide-tipped hole saw



- ▶ Carbide-tipped cutting edges for long service life and clean cuts
- ▶ Interchangeable cobalt steel pilot drill with unique tip to prevent long chips

Characteristics

- Cuts quick, clean and accurate holes in stainless steel, copper, aluminum and steel
- Flange stop prevents over drilling
- Maximum cutting depth: 10 mm
- Maximum material thickness: 4 mm

Item	True dimension	Minimum chuck size	Standard size		Recommended cutting speed r.p.m.		Part No.
			Pg	ISO	Stainless steel	mild steel	
Carbide-tipped hole saw 19 mm (Pg 11)	19.0	6.4	Pg 11		550	800	50383248
Carbide-tipped hole saw 22.2 mm (PG16)	22.2	6.4	Pg 16		475	690	50383264
Carbide-tipped hole saw 25.4 mm	25.4	9.5	ISO 25		415	600	50383272
Carbide-tipped hole saw 28.6 mm (PG21)	28.6	9.5	Pg 21		370	535	50383280
Carbide-tipped hole saw 30.5 mm	30.5	9.5			345	500	50383299
Carbide-tipped hole saw 31.7 mm	31.7	9.5			330	485	50383302
Carbide-tipped hole saw 35 mm	35.0	9.5			300	435	50383310
Carbide-tipped hole saw 38.1 mm	38.1	9.5			275	400	50383329
Carbide-tipped hole saw 44.4 mm	44.4	9.5			235	340	50383337
Carbide-tipped hole saw 50.8 mm	50.8	9.5	ISO 50		205	300	50383345
Carbide-tipped hole saw 63.5 mm	63.5	12.7	ISO 63		165	240	50383361

Pilot drill for carbide-tipped hole saws
Suitable for

- Wood, aluminum, steel, plastic, fiberglass and stainless steel

Item	Part No.
Interchangeable pilot drill for carbide-tipped hole saws 19 mm - 50.8 mm	50398725
Interchangeable pilot drill for carbide-tipped hole saws 63.5 mm	50383906


Carbide-tipped hole saw set

- ▶ Carbide-tipped cutting edges for long service life and clean cuts
- ▶ Interchangeable cobalt steel pilot drill with unique tip to prevent long chips
- ▶ Cuts quick, clean and accurate holes in stainless steel, copper, aluminum and steel

Characteristics

- Flange stop prevents over drilling
- Maximum cutting depth: 10 mm
- Maximum material thickness: 4 mm

Item	Part No.
Carbide-tipped hole saw set PG 16, PG 21 and 35 mm	50035991

Scope of supply	Part No.	Page
Carbide-tipped hole saw 22.2 mm (PG16)	50383264	574
Carbide-tipped hole saw 28.6 mm (PG21)	50383280	574
Carbide-tipped hole saw 35 mm	50383310	574
Pilot drill for carbide-tipped hole saws	50398725	575
Plastic case		



Step by step *burr-free.*

Precise step bits milled using the latest CNC technology.

For burr-free drilling of sheet metal, pipes, non-ferrous metals, stainless steel and plastics.

Step bits are top quality products and manufactured to the latest standards using CNC technology.



- For holes from 3.2 mm to 40 mm.
- Suitable for a wide range of materials.
- With spiral flute and edge breaker.



Step bits are suitable for a wide range of materials and surfaces.

■ Burr-free thanks to the edge breaker: Kwik Stepper™ step bits.

- ▶ For the burr-free drilling and reaming of sheet metal, pipes, non-ferrous metals, stainless steel and plastics.
- ▶ **Centering, drilling and deburring in one operation.**

Benefits:

- ▶ Step bits are multi-purpose tools and can be used for a wide range of materials.



■ Spiral flute for more holes with less effort.

- ▶ Spiral flute (DBGM) reduces effort and improves cutting performance.

Benefits:

- ▶ Less effort means less wear and tear.
- ▶ The holes are more precise and operation is trouble free.

■ 90% transmission zone, 0% slippage: ROTASTOP®.

- ▶ Tool change in a flash.
- ▶ **Maximum torque transmission.**
- ▶ 90% transmission zone on the drills.



Benefits:

- ▶ No more drill slippage, making your work more efficient.
- ▶ Faster tool change.
- ▶ Improved power transmission.

■ Features of bits.

Step bits	Drilling range mm Ø	Step sizes mm Ø	Length mm	Number of steps	Shank mm Ø	Rota-stop®
50344013	3.2 – 12.7	3.2 / 4.0 / 4.8 / 5.6 / 6.4 / 7.1 / 7.9 / 8.7 / 9.5 / 10.3 / 11.1 / 11.9 / 12.7	80	13	6.4	
50364022	4.8 – 12.7	4.8 / 6.4 / 7.9 / 9.5 / 11.1 / 12.7	80	6	6.4	
50344110	22.2	22.2	85	1	9.5	
50344030	4.8 – 22.2	4.8 / 6.4 / 7.9 / 9.5 / 11.1 / 12.7 / 14.3 / 15.9 / 17.5 / 19.1 / 20.6 / 22.2	85	12	9.5	
50300083	22.2 – 28.6	12.7 / 22.2 / 28.6	57	3	9.5	
50364146	22.2 – 34.9	22.2 / 28.6 / 31.0 / 31.8 / 34.9	73	5	9.5	
50360183	9.7	Pilot drill for Greenlee draw studs Ø 9.5 mm	40	1	6.4	
50344102	12.7	Pilot drill for Greenlee draw studs Ø 11.1 mm	40	1	6.4	
50360205	Pg 7 – 21	Pg7 / Pg9 / Pg11 / Pg13 / Pg16 / Pg21/30.5	90	7	9.5	
50360221	ISO 16 – 32	For ISO dimensions 16 / 20 / 25 / 32	80	4	9.5	
50069845	4 – 12	4.0 / 5.0 / 6.0 / 7.0 / 8.0 / 9.0 / 10.0 / 11.0 / 12.0	80	9	6.0	✓
50069853	4 – 20	4.0 / 6.0 / 8.0 / 10.0 / 12.0 / 14.0 / 16.0 / 18.0 / 20.0	67	9	8.0	✓
50069861	6 – 30	6.0 - 30.0 (2.0 mm steps)	98	13	10.0	✓
50069870	6 – 36	6.0 - 36.0 (3.0 mm steps)	82	11	12.0	✓
50069888	ISO 12 – 40	For ISO sizes 12 / 16 / 20 / 25 / 32 / 40	110	6	12.0	✓

Kwik Stepper™ step bit



Characteristics

- For burr-free drilling of mild steel, pipes, non-ferrous metals and plastics.
- Drilling range from 3.2 mm - 34.9 mm

Suitable for

- Reaming of mild steel, pipes, non-ferrous metals and plastic

Item	Drilling range dia.	Step sizes dia.	Total length	Number of steps	Shank dia.	Part No.
	mm	mm	mm		mm	
Kwik Stepper™ step bit 3.2 - 12.7 mm	3.2 - 12.7	3.2 / 4.0 / 4.8 / 5.6 / 6.4 / 7.1 / 7.9 / 8.7 / 9.5 / 10.3 / 11.1 / 11.9 / 12.7	80	13	6.4	50344013
Kwik Stepper™ step bit 4.8 - 12.7 mm	4.8 - 12.7	4.8 / 6.4 / 7.9 / 9.5 / 11.1 / 12.7	80	6	6.4	50364022
Kwik Stepper™ step bit 22.2 mm	22.2	22.2	85	1	9.5	50344110
Kwik Stepper™ step bit 4.8 - 22.2 mm	4.8 - 22.2	4.8 / 6.4 / 7.9 / 9.5 / 11.1 / 12.7 / 14.3 / 15.9 / 17.5 / 19.1 / 20.6 / 22.2	85	12	9.5	50344030
Kwik Stepper™ step bit 22.2 - 28.6 mm	22.7 - 28.6	12.7 / 22.2 / 28.6	57	3	9.5	50300083
Kwik Stepper™ step bit 22.2 - 34.9 mm	22.2 - 34.9	22.2 / 28.6 / 31.0 / 31.8 / 34.9	73	5	9.5	50364146
Kwik Stepper™ step bit 9.7 mm	9.7	For drilling pilot holes for Greenlee draw studs dia. 9.5 mm	40	1	6.4	50360183
Kwik Stepper™ step bit 12.7 mm	12.9	For drilling pilot holes for Greenlee draw studs dia.11.1 mm	40	1	6.4	50344102
Kwik Stepper™ step bit Pg 7-21	Pg 7-21	Pg7 / Pg9 / Pg11 / Pg13 / Pg16 / Pg21 / 30.5	90	7	9.5	50360205
Kwik Stepper™ step bit ISO 16-32	ISO 16 – 32	ISO 16 / 20 / 25 / 32	80	4	9.5	50360221

Kwik Stepper™ step bit with ROTASTOP® shaft

- ▶ Longer lifetime
- ▶ Less force needed
- ▶ Improved cutting performance
- ▶ Smooth cutting
- ▶ Minimum burr

Characteristics

- Drilling range from 4 mm - 40.5 mm

Suitable for

- Reaming of mild steel, pipes, non-ferrous metals and plastic



Item	Drilling range dia.	Step sizes dia.	Total length	Number of steps	Shank dia.	Part No.
	mm	mm	mm		mm	
Kwik Stepper™ step bit with ROTASTOP® shaft 4 - 12 mm	4 – 12	4.0 / 5.0 / 6.0 / 7.0 / 8.0 / 9.0 / 10.0 / 11.0 / 12.0	80	9	6.0	50069845
Kwik Stepper™ step bit with ROTASTOP® shaft 4 - 20 mm	4 – 20	4.0 / 6.0 / 8.0 / 10.0 / 12.0 / 14.0 / 16.0 / 18.0 / 20.0	67	9	8.0	50069853
Kwik Stepper™ step bit with ROTASTOP® shaft 6 - 30 mm	6 – 30	6.0 / 8.0 / 10.0 / 12.0 / 14.0 / 16.0 / 18.0 / 20.0 / 22.0 / 24.0 / 26.0 / 28.0 / 30.0	98	13	10.0	50069861
Kwik Stepper™ step bit with ROTASTOP® shaft 6 - 36 mm	6 – 36	6.0 / 9.0 / 12.0 / 15.0 / 18.0 / 21.0 / 24.0 / 27.0 / 30.0 / 33.0 / 36.0	85	11	12.0	50069870
Kwik Stepper™ step bit with ROTASTOP® shaft ISO 12 - 40 mm	ISO 12 - 40	For ISO sizes 12 / 16 / 20 / 25 / 32 / 40	110	6	12.0	50069888

Kwik Stepper™ step bit set

- ▶ Longer lifetime
- ▶ Less force needed
- ▶ Improved cutting performance
- ▶ Smooth cutting
- ▶ Minimum burr

Characteristics

- Drilling range from 4 - 30 mm

Suitable for

- Reaming of mild steel, pipes, non-ferrous metals and plastic



Item	Part No.	
Kwik Stepper™ step bit set	50069900	
Scope of supply	Part No.	Page
Kwik Stepper™ step bit with ROTASTOP® shaft 4 - 12 mm	50069845	579
Kwik Stepper™ step bit with ROTASTOP® shaft 4 - 20 mm	50069853	579
Kwik Stepper™ step bit with ROTASTOP® shaft 6 - 30 mm	50069861	579

Combi bit set in plastic cassette M 3 - M 10



► Drill, tap and deburr in one operation

Suitable for

- For use with mild steel, non-ferrous metals and plastics

Item	Part No.	
Combi bit set in plastic cassette M 3 - M 10	50116304	
Scope of supply	Part No.	Page
Combi bit M3	50116312	580
Combi bit M4	50116320	580
Combi bit M5	50116339	580
Combi bit M6	50116347	580
Combi bit M8	50116355	580
Combi bit M10	50116363	580
Combi bit holder	50116371	580



” *Greenlee processing tools make your workshop mobile. This makes you much more flexible and efficient in plant and control cabinet construction.*“

Friedrich Reusch

Special cutting tools	584
Machining tools for bus bars	589
Pumps and pump accessories	592



On-site processing

and installation.

Tools and systems for plant and control cabinet construction.

Plant and control cabinet construction requires not only tools for cable assembly and connection, but numerous additional tools as well. That's why the Greenlee range offers tools such as the bus bar tool centre for cutting, punching and stepping bus bars, which would otherwise not be possible on site.

High quality, transportable profile rail cutters, punching tools and wiring duct cutters also permit fast on-site operations.



- **Bus Bar Tool Centre for stationary and portable operations.**
- **Wiring duct cutters for plastic ducts.**
- **Appliances for processing DIN profile rails.**
- **Various drive units.**

■ Bus bars for on-site operations.

- ▶ One compact tool for bending, cutting, punching and offsetting copper bus bars up to 120 mm x 12 mm.
- ▶ Compact design and low weight.
- ▶ Easy handling and change of tools.



Benefits:

- ▶ One tool for all bus bar operations, **all operations can be completed quickly everywhere.**
- ▶ Suitable for solid and laminated bus bars.
- ▶ All working operations can easily be completed with just one tool with a push of a button.



- ▶ More on Page 589.

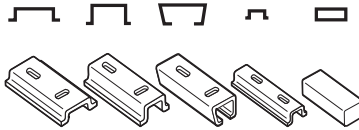


■ Easy cutting and punching of *DIN profile rails*.

- ▶ For all standard DIN profile rails.
- ▶ 5 profiles in standard range.

Benefits:

- ▶ All standard DIN profile rails can be processed on site.
- ▶ Even the standard range offers a host of options.



■ Fast and clean cutting of *wiring ducts*.

- ▶ Wiring duct cutter for plastic channels up to 125 mm wide and 2.5 mm thick.
- ▶ Burr-free cutting.
- ▶ 90° angle cutting.

Benefits:

- ▶ Wiring ducts can be cut anywhere with this tool.
- ▶ Maximum precision during cutting prevents mistakes and defects.
- ▶ Wiring ducts can be precisely cut with just a few operations.



- ▶ More on Page 588.



PVC pipe cutter



Characteristics

- Ratchet version

Technical data		
Cutting range	to 32 mm	
Item	Part No.	
PVC pipe cutter	50042530	
Accessories	Part No.	Page
Replacement blade	50003550	

DIN rail cutting and punching tool



- ▶ For burr-free cutting and punching
- ▶ Less force needed
- ▶ Includes die plate holder with 5 profiles

Suitable for

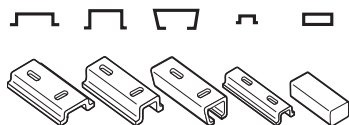
- Punches vertical and horizontal mounting holes 6.4 x 12.0 mm
- With holes for workbench assembly

Item	Part No.	Page
DIN rail cutting and punching tool	50115413	
Scope of supply	Part No.	Page
Hand lever	50115421	
Length stop 1 m	50115430	
Cutting die set	50115448	
Centering mask	50115456	
Fixing device	50115537	

Accessories	Part No.	Page
Special-cut plate upon request		
Special cutting die set incl. centering mask upon request		



A - 35.0 mm	A - 35.0 mm	A - 34.0 mm	A - 15.0 mm	A - 10.0 mm
B - 27.0 mm	B - 27.0 mm	B - 27.0 mm	B - 10.5 mm	
C - 7.5 mm	C - 15.0 mm	C - 15.0 mm	C - 5.5 mm	C - 3.0 mm
D - 1.0 mm	D - 1.5 mm		D - 1.0 mm	



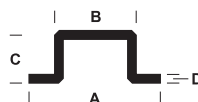
DIN rail cutting tool Compact

- ▶ For burr-free cutting
- ▶ Less force needed
- ▶ Includes cutting die set with 2 profiles

Suitable for

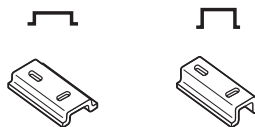
- With holes for workbench assembly
- Manual operation

Item	Length of rail guide mm	Length of hand lever mm	Part No.
DIN rail cutting tool Compact	1000	850	52055684



A - 35,0 mm
 B - 27,0 mm
 C - 7,5 mm
 D - 1,0 mm

A - 35,0 mm
 B - 27,0 mm
 C - 15,0 mm
 D - 1,5 mm



Wiring conduit cutter



- ▶ Burr-free cutting
- ▶ 90° angle cutting
- ▶ Less effort

Characteristics

- Standard plastic profile with 2.5 mm wall thickness and up to 125 mm width
- Blade easily replaceable
- Maintenance free

Technical data		
Cutting width	125 mm	
Dimension	285 x 280 x 290 mm	
Weight	10.5 kg	
Length of rail guide	1000 mm	
Length of hand lever	500 mm	
Wiring duct (wall thickness)	2.5 mm	
Item	Part No.	
Wiring conduit cutter	50125699	
Scope of supply	Part No.	Page
Hand lever		
Length stop		
Measurement scale		
Stainless steel support plate		
Accessories	Part No.	Page
Replacement blade for wiring conduit cutter	52047028	

Bus bar tool centre

- ▶ Basic tool for bending, punching and cutting solid and laminated bus bars up to 120 x 12 mm
- ▶ Compact design and low weight

Suitable for

- Operation with EHP4 or AHP700-L

Order info

- For operation with EHP4 the adaptor CMGSK and additional Part No. „EHP4“ required (50052241EHP4). For operation with AHP700-L the adaptor CMGSK and plug Sb24 required.



Technical data	
Crimping force	185 kN
Max. operating pressure	700 bar
Capacity	1.5 l / min.
Required oil volume	0.15 l
Dimension	480 x 500 x 360 mm
Weight	51 kg
Item	Part No.
Bus bar tool centre for operation with AHP700L	50052241

Bending tool

- ▶ For Al/Cu material to max. 120 x 12 mm
- ▶ Bending radius 5.0 mm

Characteristics

- max. bending angle 100°



Technical data	
Weight	7.1 kg
Item	Part No.
Bending tool, 5.0 mm bending radius	50052250

Punching tool I
Characteristics

- For Al/Cu solid bars up to max. 12 mm and steel up to 10 mm thickness

Suitable for

- Hole diameters from 6.5 - 21 mm



Technical data	
Weight	4.5 kg
Item	Part No.
Punching tool I	50052128

Machining tools for bus bars

Punch and die holder for punching tool I



Characteristics

- Al/Cu solid bars up to max. 12 mm and steel up to 10 mm material thickness

Item	Part No.
Punch and die Ø 6.5 mm	50052276
Punch and die Ø 8.5 mm	50052284
Punch and die Ø 11 mm	50052292
Punch and die Ø 13 mm	50052306
Punch and die Ø 15 mm	50052314
Punch and die Ø 17 mm	50052322
Punch and die Ø 21 mm	50052330
Oblong punch and die 6.5 x 13 mm	50052349
Oblong punch and die 8.5 x 16 mm	50052357
Oblong punch and die 11.0 x 20 mm	50052365
Oblong punch and die 13.0 x 20 mm	50052373
Oblong punch and die 17.0 x 20 mm	50052381

Punching tool III



Characteristics

- Solid and laminated bus bars from Al/Cu up to max. 12 mm and steel up to 10 mm thick

Suitable for

- Hole diameters from 6.5 - 21 mm

Technical data	
Weight	4.5 kg
Item	Part No.
Punching tool III	50766919

Punch and die holder for punching tool III



Characteristics

- Al/Cu solid and laminated bus bars up to max. 12 mm and steel up to 10 mm material thickness

Item	Part No.
Punch and die Ø 6.5 mm	50115286
Punch and die Ø 8.5 mm	50115294
Punch and die Ø 11 mm	50115308
Punch and die Ø 13 mm	50115316
Punch and die Ø 15 mm	50115324
Punch and die Ø 17 mm	50115332
Punch and die Ø 21 mm	50115340
Oblong punch and die 6.5 x 13 mm	50115359
Oblong punch and die 8.5 x 16 mm	50115367
Oblong punch and die 11 x 20 mm	50115375
Oblong punch and die 13 x 20 mm	50115383
Oblong punch and die 17 x 20 mm	50115391

Cutting tool
Characteristics

- For Al/Cu material up to max. 120 x 12 mm

Technical data	
Weight	5.3 kg
Item	Part No.
Cutting tool	50052144


Offset tool
Characteristics

- Workpiece offset 5, 6, 8, 10 and 12 mm by using insertion plates
- For Al/Cu material up to max. 120 x 12 mm

Technical data	
Dimension	175 x 90 x 135 mm
Weight	10.0 kg
Item	Part No.
Offset tool	50052152


Accessory box made of aluminum for punching tools, empty
Suitable for

- Storage of accessories

Technical data	
Dimension	350 x 250 x 200 mm
Weight	4.3 kg
Item	Part No.
Accessory box made of aluminum for punching tools, empty	50052160



767 Hydraulic hand pump



► Lightweight, portable hand pump

Characteristics

- In combination with punch cylinder 50170910 for all hole sizes
- Versatile operation - works in every position
- Incl. mounting holes for work bench assembly

Technical data		
Dimension	330 x 100 x 100 mm	
Operating pressure	max. 460 bar	
Weight	2.7 kg	
Item	Part No.	
Hydraulic hand pump 767	50132849	
Accessories	Part No.	Page
Hydraulic hose 6.4 mm x 0.9 m	50383167	

1725 Hydraulic foot pump



► Foot operation ensures two-handed operation of round and special shaped punches

Characteristics

- Lockable pedal for storage and transport
- In combination with punch cylinder 50170910 for all hole sizes
- Versatile operation

Technical data		
Dimension	400 x 200 x 150 mm	
Operating pressure	max. 460 bar	
Weight	5.0 kg	
Item	Part No.	
Hydraulic foot pump 1725	50135333	
Accessories	Part No.	Page
Hydraulic hose 6.4 mm x 3 m	50377299	

755 High-pressure hydraulic hand pump



► Powerful, portable hand pump

Characteristics

- In combination with punch cylinder 50170910 for all hole sizes
- Mounting holes for work bench assembly
- Works in every position
- Incl. 9.5 mm quick coupling with dust cap

Technical data		
Dimension	650 x 180 x 150 mm	
Operating pressure	max. 700 bar	
Weight	8.0 kg	
Item	Part No.	
High-pressure hydraulic hand pump 755	50156772	
Accessories	Part No.	Page
Hydraulic hose 9.5 mm x 1.80 m	50112899	

Hydraulic hose 6.4 mm x 3 m

Characteristics

- For use with hydraulic foot pump 1725
- Filled with hydraulic oil

Item	Part No.	
Hydraulic hose 6.4 mm x 3 m	50377299	
Scope of supply	Part No.	Page
Hydraulic hose, 3.0 m	90525159	
Coupler plug	90541693	
Dust cap	90541707	



Hydraulic hose 9.5 mm x 1.80 m

Characteristics

- For use with pump 755
- Filled with hydraulic oil

Item	Part No.	
Hydraulic hose 9.5 mm x 1.80 m	50112899	
Scope of supply	Part No.	Page
Hydraulic hose, 1.8 m	90507606	
Quick action coupling	90508238	
Dust cap	90541707	



Hydraulic hose 6.4 mm x 0.9 m

Characteristics

- For use with hydraulic hand pump 767
- Without hydraulic oil

Item	Part No.	
Hydraulic hose 6.4 mm x 0.9 m	50383167	
Scope of supply	Part No.	Page
Hydraulic hose, 0.9 m	50063022	
Coupler plug	90541693	
Dust cap	90541707	



Hydraulic oil

Characteristics

- Specially-developed for GREENLEE hydraulic tools

Item	Part No.
Hydraulic oil 3.8 l	90510593
Hydraulic oil 0.95 l	90508068





” *Now it's your turn.
Greenlee cable pulling systems – the easy
way for you to lay cables and conductors
in various applications.“*



Cristina Garcia,
Sales and Distribution

Fish tapes/pulling rods 596

Polyester	598
Perlon®	598
Nylon	599
Steel	599
Flex-O-Twist™ speed flex leader	599
Fibreglass cable pulling rods	600

Cable pulling systems 601

Speedy Spinner fibreglass	601
Flexi Spinner polyester	602
Oil-tempered spring steel fish tapes	602
Smart Butler fibreglass	605

Cable puller 607

Easy Roller cable drum unwinder	607
Cable puller	607

Pulling grips 610

Pulling grips, closed	610
Pulling grips, open	612

Accessory 613


Pull by pull


Installing cables.

Cable pulling systems for light and heavy duty cables.

A host of technical solutions is available for cable pulling. These solutions vary greatly depending on the application or cable type. Our range offers solutions for light and heavy duty cables, and for long straight lines, angular channels or hollow spaces.



The Easy Roller simplifies the rolling and unrolling of cable drums.



- Fish tapes from polyester, perlon, nylon, steel, fibreglass.
- Fibreglass winches for civil and industrial applications.
- Cable pulling rods for cavities and suspended ceilings.
- Cable puller for pulling heavy cables.
- Cable unwinder and accessories for convenient operations.

*Ultra Tugger™:
Use via floor device.*



■ For fast pulling in and out: *Speedy Spinner*.

- ▶ Fish tape lengths of 20, 30 and 40 m (Ø 3 mm).
- ▶ Fast pulling in and out with just one finger.
- ▶ Incl. extensive range of accessories and pulling aids.

Benefits:

- ▶ Flexible fibreglass spring ensures smooth operations.
- ▶ Accessories cover enables cables to be pulled out on the floor.
- ▶ Low weight for simple handling.



■ Perfect buddy with pulling aid:

Polyester tapes

- ▶ Extremely flexible and almost unbreakable.
- ▶ Available in lengths of 10, 15, 20, 25 and 30 m.
- ▶ Replaceable spring guide head and eye.

Benefits:

- ▶ 50% less friction than nylon tapes.
- ▶ The higher thrust than nylon tapes makes installation easier.



Polyester tape in the winder housing

■ Strong supports: *Fibreglass pulling rods*.

- ▶ Extremely high tensile force.
- ▶ Practically unbreakable and extremely stable thanks to the special coating of the outer jacket.
- ▶ Flexible application with accessories such as LED lamp, chain, magnet, hook or adapter.

Benefits:

- ▶ Effortless operations, as well as easier and faster pulling of cables in ceilings, cavity walls and under-floors.



Fish tapes

Polyester fish tapes green 4.5 mm



- ▶ 50% less friction than nylon tapes
- ▶ Extremely flexible and nearly unbreakable

Characteristics

- Drilled tape ensures high pressure thrust
- Facilitates pulling due to less friction
- Replaceable pulling eye and spring guide head

Order info

- Detailed information please find in application chart on page i-16

Length	Part No.	Diameter mm
10 m	52055292	4,5
15 m	52055293	4,5
20 m	52055294	4,5
25 m	52055295	4,5
30 m	52055296	4,5

Scope of supply	Part No.	Page
Pulling aid for pulling system 3 - 6 mm dia. (1)	52055311	602
Head with eye M5 (2)	52055398	602
Spring guide head with eye M5 7 mm dia.	52055397	602

Accessories	Part No.	Page
5-piece accessory set for polyester fish tapes	52055396	

Perlon fish tapes 4 mm

**Characteristics**

- With pressed M4 guide head
- Spring guide head and pulling eye can be screwed off

Order info

- Detailed information please find in application chart on page i-16

Length	Part No.	Diameter mm
5 m	52055276	4
10 m	52055277	4
15 m	52055278	4
20 m	52055279	4
25 m	52055280	4
30 m	52055281	4

Scope of supply	Part No.	Page
Comprising pulling eyes WW 1/2" (1) and spring guide head M4 (1)	52055288	598
Pulling eye M4		

Accessories	Part No.	Page
Comprising pulling eyes WW 1/2" (1) and spring guide head M4 (1)	52055288	

Nylon fish tapes 4 mm
Characteristics

- With pressed spring guide head and pulling eye WW 1/4"

Order info

- Detailed information please find in application chart on page i-16

Length	Part No.	Diameter mm
5 m	52055270	4
10 m	52055271	4
15 m	52055272	4
20 m	52055273	4
25 m	52055274	4
30 m	52055275	4


Steel fish tapes 4 mm
Characteristics

- With pressed spring guide head and pulling eye WW 1/4"

Order info

- Detailed information please find in application chart on page i-16

Length	Part No.	Diameter mm
5 m	52055282	4
10 m	52055283	4
15 m	52055284	4
20 m	52055285	4
25 m	52055286	4
30 m	52055287	4



Flex-O-Twist™ speed flex leader
Characteristics

- Especially suitable for sharp bends
- Flexible fish tape leader

Length	Part No.
300 mm	50308599



Fiberglass cable pulling rods



Characteristics


- Nearly unbreakable due to special outer sheath
- Time-saving cable laying
- Laying also under most difficult conditions

Suitable for

- Cable installation and laying
- Pulling or pushing

Part No.	Version
52055385	Consists of: 4 pcs. light green fiberglass sticks 5.6 mm dia. with WW connecting bushing, 1 pc. light green fiberglass stick 5.6 mm dia. with WW connecting bushing and swivel joint, 2 pcs. black fiberglass sticks 6 mm dia. with WW connecting bushing, 2 pc
52055386	Consists of: 3 pce. light green fiberglass sticks 5.6 mm dia. with WW connecting bushing, 1 pce. black fiberglass stick 6 mm dia. with WW connecting bushing, 1 pce. white nylon stick 4 mm dia. with WW connecting

Accessories	Part No.	Page
Accessory set, 8-pcs.	52055387	
Accessory set, 4-pcs.	52055388	



Speedy Spinner fibreglass cable pull system

- ▶ Unique, user-friendly design
- ▶ Easy and fast tape pay-out and rewind

Characteristics

- Both hands operation
- Unrolling on floors also possible
- Flexible fibreglass spring for fast tape pay-out and rewind
- High pushing force
- Accessory set included in scope of supply

Suitable for

- Tube diameter 16 - 32 mm

Order info

- Detailed information please find in application chart on page i-16



Item	Diameter mm	Length	Part No.
Speedy Spinner fibreglass cable pull system, 20 m	3.0	20 m	52055298
Speedy Spinner fibreglass cable pull system, 30 m	3.0	30 m	52055299
Speedy Spinner fibreglass cable pull system, 40 m	3.0	40 m	52055300
Scope of supply	Part No.	Page	
Head with eye M5 for fibreglass tape 3 mm	52055304		
Spring guide head with eye M5 for fibreglass tape 3 mm	52055305		
Spring guide head with eye M5 - 10 mm for fibreglass tape 3 mm	52055306		
Starting leader joints M5	52055308		
Connecting sleeves for fibreglass 3 mm	52055309		
Cable grip 4 - 6 mm dia. for fibreglass tape	52055310		
Pulling aid for pulling system 3 - 6 mm (1)	52055311	602	

Accessories	Part No.	Page
Speedy Spinner fibreglass replacement tape, 20 m	52055289	
Speedy Spinner fibreglass replacement tape, 30 m	52055290	
Speedy Spinner fibreglass replacement tape, 40 m	52055291	
Speedy Spinner repair set, 10-piece	52055303	

Flexi Spinner polyester cable pulling system



- ▶ Nearly unbreakable
- ▶ Approx. 50 % less frictional resistance as nylon and perlon
- ▶ High pushing force for large distances with narrow bends

Characteristics

- Highly-flexible polyester tape
- Modern design
- Rugged case

Order info

- Detailed information please find in application chart on page i-16

Item	Diameter mm	Length	Part No.
Flexi Spinner polyester cable pull system, 20 m	4.5	20 m	52055389
Flexi Spinner polyester cable pull system, 25 m	4.5	25 m	52055390
Flexi Spinner polyester cable pull system, 30 m	4.5	30 m	52055391
Flexi Spinner, winder case (empty)			52055392
Scope of supply			Part No.
Pulling aid for pulling system 3 - 6 mm dia. (1)			52055311
Head with eye M5 (2)			52055398
Spring guide head with eye M5 7 mm dia.			52055397

Accessories	Part No.	Page
Polyester fish tape green 4.5 mm dia., 20 m	52055294	598
Polyester fish tape green 4.5 mm dia., 25 m	52055295	598
Polyester fish tape green 4.5 mm dia., 30 m	52055296	598
Pulling aid for pulling system 3 - 6 mm dia. (1)	52055311	602
Head with eye M5 (2)	52055398	602
Spring guide head with eye M5 7 mm dia.	52055397	602

MagnumPRO™ Oil-tempered spring steel fish tapes



Characteristics

- Winder case eases cable pulling
- Dirt-free tape finish
- High impact nylon winder case with large handle grip

Suitable for

- Pulling of cables over long distances

Item	Tape dimensions mm	Length	Part No.
MagnumPRO™ Oil-tempered spring steel fish tape 20 m	3.0 x 1.5	20 m	52041709
MagnumPRO™ Oil-tempered spring steel fish tape 30 m	6.3 x 1.5	30 m	52041745
MagnumPRO™ Oil-tempered spring steel fish tape 38 m	3.0 x 1.5	38 m	52041741
MagnumPRO™ Oil-tempered spring steel fish tape 73 m	3.0 x 1.5	73 m	52041743

Accessories	Part No.	Page
Rotating head eye for 3 mm fish tapes	50293672	
MagnumPRO™ Oil-tempered spring steel fish tape 60 m	52044594	

MagnumPRO™ Stainless steel fish tapes

- ▶ Stainless, speed flex leader
- ▶ Slim pulling eye permits trouble-free pulling in long and winding conduits

Characteristics

- Can be used in conjunction with every steel fish tape with a tape dimension of 3.0 x 1.5 mm
- High impact nylon winder case with large handle grip

Item	Tape dimensions mm	Length	Part No.
MagnumPRO™ Stainless steel fish tape, 30 m	3.0 x 1.5	30 m	52041746
MagnumPRO™ Stainless steel fish tape, 60 m	3.0 x 1.5	60 m	52041747

Accessories	Part No.	Page
Speed Flex leader for fish tapes with tape dimension 3.0 x 1.5 mm	50143921	603


MagnumPRO™ Nylon fish tapes

- ▶ Non conductive, curl resistant nylon tape for fast, clean fishing

Characteristics

- Diameter 4.8 mm
- High impact nylon winder case with large handle grip

Item	Diameter mm	Length	Part No.
MagnumPRO™ Nylon fish tape 4.8 mm dia., 15 m	4.8	15 m	52041750
MagnumPRO™ Nylon fish tape 4.8 mm dia., 30 m	4.8	30 m	52041751

Accessories	Part No.	Page
Replacement tip	50016644	603



MagnumPRO™ Flexible steel fish tapes



Characteristics

- Made of multi-strand steel cable
- Flexible type
- For quick and simple application
- High impact nylon winder case with large handle grip

Item	Diameter mm	Length	Part No.
MagnumPRO™ Flexible steel fish tape, 15 m	4.8	15 m	52041748
MagnumPRO™ Flexible steel fish tape, 30 m	4.8	30 m	52041749

MagnumPRO™ Fiberglass fish tapes



Characteristics

- Non-conductive fiberglass tape with low friction coating
- To fish in small and large conduits even with wire or cable in place
- High impact nylon winder case with large handle grip

Suitable for

- Data and telecommunication industry
- Pulling over distances from 15 m, 30 m, 45 m, 60 m, 76 m

Item	Diameter mm	Length	Part No.
MagnumPRO™ Fiberglass fish tape 4.5 mm dia., 15 m	4.5	15 m	52041752
MagnumPRO™ Fiberglass fish tape 4.5 mm dia., 30 m	4.5	30 m	52041753
MagnumPRO™ Fiberglass fish tape 4.8 mm dia., 60 m	4.8	60 m	50357468
MagnumPRO™ Fiberglass fish tape 4.8 mm dia., 76 m	4.8	76 m	50357476

Accessories	Part No.	Page
Fiberglass fish tape accessory set	50357506	
Pulling eyelet 3.0 mm	50359193	
Pulling eyelet 4.8 mm	50359304	

Steel fish tape EZ Reach
Characteristics

- With hand crank
- Flat steel tape for working above suspended ceilings, under carpets and through walls

Suitable for

- Pulling up to 7.5 m length

Item	Tape dimensions mm	Part No.
Steel fish tape EZ Reach 7.5 m	7,5 x 6	50016962


Smart Butler fibreglass cable pulling system with steel reel

- ▶ Unique, user-friendly design, galvanised and sprayed
- ▶ Teflon-coated adapter for low resistance when rolling up and out

Characteristics

- High pushing force
- Low-resistance winding and rewinding
- Secure working thanks to operative brake
- Effective working with accessory directly mounted on frame
- From steel reel 790 mm dia., incl. rollers



Item	Diameter mm	steel reel basket mm	Length	Weight kg	Version	Part No.
Smart Butler fibreglass cable pulling-in system 330 mm dia. steel reel basket, 40 m	4.5	Ø 330	40 m	4		52055313
Smart Butler fibreglass cable pulling-in system 330 mm dia. steel reel basket, 60 m	4.5	Ø 330	60 m	5		52055315
Smart Butler fibreglass cable pulling-in system 330 mm dia. steel reel basket, 80 m	4.5	Ø 330	80 m	6		52055316
Smart Butler fibreglass cable pulling-in system 550 mm dia. steel reel basket, 40 m	6.0	Ø 550	40 m	10		52055325
Smart Butler fibreglass cable pulling-in system 550 mm dia. steel reel basket, 60 m	6.0	Ø 550	60 m	11		52055326
Smart Butler fibreglass cable pulling-in system 550 mm dia. steel reel basket, 80 m	6.0	Ø 550	80 m	12		52055327
Smart Butler fibreglass cable pulling-in system 550 mm dia. steel reel basket, 100 m	6.0	Ø 550	100 m	12		52055328
Smart Butler fibreglass cable pulling-in system 660 mm dia. steel reel basket, 40 m	7.5	Ø 660	40 m	13		52055337
Smart Butler fibreglass cable pulling-in system 660 mm dia. steel reel basket, 60 m	7.5	Ø 660	60 m	14		52055338
Smart Butler fibreglass cable pulling-in system 660 mm dia. steel reel basket, 80 m	7.5	Ø 660	80 m	15		52055339

Cable pulling systems

Item	Diameter mm	steel reel basket mm	Length	Weight kg	Version	Part No.
Smart Butler fiberglass cable pulling-in system 660 mm dia. steel reel basket, 100 m	7.5	Ø 660	100 m	17		52055340
Smart Butler fiberglass cable pulling-in system 660 mm dia. steel reel basket, 120 m	7.5	Ø 660	120 m	18		52055341
Smart Butler fiberglass cable pulling-in system 660 mm dia. steel reel basket, 40 m	9.0	Ø 660	40 m	14		52055347
Smart Butler fiberglass cable pulling-in system 660 mm dia. steel reel basket, 60 m	9.0	Ø 660	60 m	16		52055348
Smart Butler fiberglass cable pulling-in system 790 mm dia. steel reel basket, 80 m	9.0	Ø 790	80 m	31	incl. rollers	52055349
Smart Butler fiberglass cable pulling-in system 790 mm dia. steel reel basket, 100 m	9.0	Ø 790	100 m	33	incl. rollers	52055350
Smart Butler fiberglass cable pulling-in system 1000 mm dia. steel reel basket, 120 m	9.0	Ø 1000	120 m	35	incl. rollers	52055351
Smart Butler fiberglass cable pulling-in system 1000 mm dia. steel reel basket, 150 m	9.0	Ø 1000	150 m	37	incl. rollers	52055352
Smart Butler fiberglass cable pulling-in system 1000 mm dia. steel reel basket, 150 m	11.0	Ø 1000	150 m	53	incl. rollers	52055359
Smart Butler fiberglass cable pulling-in system 1000 mm dia. steel reel basket, 200 m	11.0	Ø 1000	200 m	60	incl. rollers	52055360
Smart Butler fiberglass cable pulling-in system 1000 mm dia. steel reel basket, 250 m	11.0	Ø 1000	250 m	67	incl. rollers	52055361
Smart Butler fiberglass cable pulling-in system 1000 mm dia. steel reel basket, 300 m	11.0	Ø 1000	300 m	75	incl. rollers	52055362

Scope of supply	Part No.	Page
4.5 / 6 mm dia.: Tension head with eyelet, pulling-in tape with pressed start/end sleeves, connecting sleeve WW 1/4"-M6, starting spinner with shackle		
7.5 / 9 / 11 mm dia. : Tension head with eyelet, fish tape with pressed start/end sleeves, connecting sleeve WW 1/2"-M12, starting spinner with shackle		

Accessories	Part No.	Page	Accessories	Part No.	Page
Smart Butler fiberglass replacement tape 4.5 mm dia., 40 m	52055317		Smart Butler fiberglass replacement tape 11 mm dia., 300 m	52055366	
Smart Butler fiberglass replacement tape 4.5 mm dia., 60 m	52055318		Starter and end bushing WW ¼" for fish tape 4.5 mm dia.	52055321	
Smart Butler fiberglass replacement tape 4.5 mm dia., 80 m	52055319		Starter and end bushing WW ¼" for fish tape 6.0 mm dia.	52055333	
Smart Butler fiberglass replacement tape 6 mm dia., 40 m	52055329		Starter and end bushing WW ½" for fish tape 7.5 mm dia.	52055369	
Smart Butler fiberglass replacement tape 6 mm dia., 60 m	52055330		Starter and end bushing WW ½" for fish tape 9 mm dia.	52055370	
Smart Butler fiberglass replacement tape 6 mm dia., 80 m	52055331		Starter and end bushing WW ½" for fish tape 11 mm dia.	52055371	
Smart Butler fiberglass replacement tape 6 mm dia., 100 m	52055332		Connecting sleeve for fiberglass 4.5 mm dia.	52055322	
Smart Butler fiberglass replacement tape 7.5 mm dia., 40 m	52055342		Connecting sleeve for fiberglass 6 mm dia.	52055334	
Smart Butler fiberglass replacement tape 7.5 mm dia., 60 m	52055343		Connecting sleeves for fiberglass tape 9 mm dia.	52055372	
Smart Butler fiberglass replacement tape 7.5 mm dia., 80 m	52055344		Connecting sleeves for fiberglass tape 11 mm dia.	52055373	
Smart Butler fiberglass replacement tape 7.5 mm dia., 100 m	52055345		Connecting sleeve WW 1/2" with rotary swivel	52055374	
Smart Butler fiberglass replacement tape 7.5 mm dia., 120 m	52055346		Bulb with shackle WW ¼" for 4.5 mm dia.	52055323	
Smart Butler fiberglass replacement tape 9 mm dia., 40 m	52055353		Bulb with shackle WW ¼" for 6.0 mm dia.	52055335	
Smart Butler fiberglass replacement tape 9 mm dia., 60 m	52055354		Bulb with shackle WW ½" for 7.5 mm dia.	52055367	
Smart Butler fiberglass replacement tape 9 mm dia., 80 m	52055355		Bulb with castor WW ½"	52055368	
Smart Butler fiberglass replacement tape 9 mm dia., 100 m	52055356		Tension head with eyelet WW 1/4" for 4.5 - 6 mm dia.	52055320	
Smart Butler fiberglass replacement tape 9 mm dia., 120 m	52055357		Emergency repair set for fiberglass tape 4.5 mm dia.	52055324	
Smart Butler fiberglass replacement tape 9 mm dia., 150 m	52055358		Emergency repair set for fiberglass tape 6 mm dia.	52055336	
Smart Butler fiberglass replacement tape 11 mm dia., 150 m	52055363		Emergency repair set for fiberglass tape 7.5 mm dia.	52055375	
Smart Butler fiberglass replacement tape 11 mm dia., 200 m	52055364		Emergency repair set for fiberglass tape 9 mm dia.	52055376	
Smart Butler fiberglass replacement tape 11 mm dia., 250 m	52055365		Emergency repair set for fiberglass tape 11 mm dia.	52055377	

Easy Roller cable drum unwinder


- ▶ Unique, user-friendly design
- ▶ 30 % less weight
- ▶ Ramp with shallow incline

Characteristics

- Light - 30% less weight
- Easy rolling up and out of heavy cable drums thanks to the ramp with shallow incline
- Rollers with integrated lateral guide
- Possible to fit to the cable drum diameter

Suitable for

- Large and small cable drums
- Width 500 mm, 250 kg carrying capacity
- Width 650 mm, 250 kg carrying capacity



Item	Dimension mm	Width mm	Part No.
Easy Roller cable roll-up drum, standard	530 x 570 x 90 mm	530	52055383
Easy Roller cable roll-up drum, wide	670 x 605 x 95 mm	670	52055384

Ultra Tugger™ cable puller 6800-22 CE

- ▶ Lightweight, portable cable puller
- ▶ Tapered capstan and patented rope guide system for better control of the rope when feeding onto the capstan
- ▶ Pulling force gauge for monitoring the max. pulling of 3.6 t

Characteristics

- Direct gear drive

Item	Part No.	
Ultra Tugger™ cable puller 6800-22 CE	50031961	
Technical data		
Maximum pulling force	3.6 t	
Continuous output	3 t	
Pulling rate	2.7 m/min at no load, 2.4 m/min at 900 kg load, 2.3 m/min at 1,800 kg load, 2.1 m/min at 2,700 kg load, 1.8 m/min at 3,600 kg load	
Dimension	300 x 660 x 220 mm	
Motor	230 V, 50 Hz	
Scope of supply	Part No. Page	
Pulling force gauge	50010697	
Device for floor-mounting	50008650	



Cable puller

Rope for cable puller 6800-22 CE



Characteristics

- Breaking strength approx. 14.2 t
- Rope diameter 22 mm
- Rope on rope stand

Item	Part No.
Rope for cable puller 6800-22 CE, 91 m long	50341367
Rope for cable puller 6800-22 CE, 182 m long	50341375
Rope for cable puller 6800-22 CE, 365 m long	50341383
Rope stand for ropes 91 and 182 m	50343629

Tray type sheaves for cable puller 6800-22 CE



Characteristics

- Steel frames with forged hook 25 mm
- Sheaves from aluminum alloy with self-lubricating bearings
- Max. rated capacity 3.6 t
- For hooking

Item	External diameter mm	Internal radius mm	Width mm	Weight kg	Part No.
Tray type sheave 125 mm	300	100	125	12.0	50008722
Tray type sheave 150 mm	460	180	150	20.0	50008730
Tray type sheave 165 mm	600	250	165	30.0	50008749

Cable tray rollers 125 mm



Characteristics

- Sheaves from aluminum alloy
- Self-lubricating bearings
- Steel frames for mounting to cable ducts up to 50 mm thickness

Item	Length mm	Width mm	Weight kg	Part No.
Cable tray rollers 125 mm	300	125	5.0	50153323
Cable tray rollers 125 mm	560	125	8.0	50190946

Cable tray roller
Characteristics

- Steel ball-bearings
- Steel frames
- Mounting slots
- Universal mounting brackets



Item	Version	Width of cable conduit mm	Weight kg	Part No.
Cable tray rollers 300 - 450 mm	Straight	300 - 450	3.6	50273833
Cable tray rollers 500 - 600 mm	Straight	500 - 600	4.5	50273841
Cable tray rollers 600 - 760 mm	Straight	600 - 760	5.9	50273868
Cable tray rollers 300 - 450 mm	Radius	300 - 450	5.0	50273884
Cable tray rollers 500 - 600 mm	Radius	500 - 600	5.4	50273892
Cable tray rollers 600 - 760 mm	Radius	600 - 760	5.9	50273906



Pulling grips

Pulling grips Junior, closed

**Characteristics**

- Single weave galvanized steel mesh with flexible pulling eyelet

Suitable for

- The pulling-in of small diameter cables
- For manual pulling of feed lines in pipes and cable ducts

Item	Length of mesh mm	Eye length mm	For cable diameter mm	Max. pulling force kN	Part No.
Pulling grips Junior, closed for cable diameters 5 - 6 mm	110	83	5 - 6	0.3	50305964
Pulling grips Junior, closed for cable diameters 7 - 9 mm	110	83	7 - 9	0.4	50305840
Pulling grips Junior, closed for cable diameters 10 - 12 mm	180	96	10 - 12	0.8	50305867
Pulling grips Junior, closed for cable diameters 13 - 15 mm	220	110	13 - 15	1.1	50305883
Pulling grips Junior, closed for cable diameters 16 - 18 mm	255	130	16 - 18	1.7	50305905
Pulling grips Junior, closed for cable diameters 19 - 25 mm	255	146	19 - 25	2.4	50305921
Pulling grips Junior, closed for cable diameters 26 - 31 mm	300	165	26 - 31	3.4	50305948

T-Basket type pulling grips, closed
Characteristics

- Double weave galvanized steel mesh with flexible pulling eyelet

Suitable for

- For medium-weight pulls in pipes and cable ducts



Item	Length of mesh mm	Eye length mm	For cable diameter mm	Max. pulling force kN	Part No.
Pulling grips type T, closed for cable dia. 13 - 15 mm	535	200	13 - 15	4.0	50305581
Pulling grips type T, closed for cable dia. 16 - 18 mm	610	200	16 - 18	4.9	50305603
Pulling grips type T, closed for cable dia. 19 - 25 mm	610	230	19 - 25	6.0	50305620
Pulling grips type T, closed for cable dia. 26 - 38 mm	610	230	26 - 38	8.7	50305646
Pulling grips type T, closed for cable dia. 39 - 50 mm	610	280	39 - 50	14.5	50305662
Pulling grips type T, closed for cable dia. 51 - 63 mm	610	300	51 - 63	16.4	50305689
Pulling grips type T, closed for cable dia. 64 - 76 mm	610	300	64 - 76	21.7	50305700
Pulling grips type T, closed for cable dia. 77 - 88 mm	610	360	77 - 88	21.7	50305727
Pulling grips type T, closed for cable dia. 89 - 100 mm	660	360	89 - 100	27.5	50305743
Pulling grips type T, closed for cable dia. 19 - 25 mm	915	230	19 - 25	6.0	50305760
Pulling grips type T, closed for cable dia. 26 - 38 mm	915	230	26 - 38	8.7	50305786
Pulling grips type T, closed for cable dia. 39 - 50 mm	915	280	39 - 50	14.5	50310100
Pulling grips type T, closed for cable dia. 51 - 63 mm	915	300	51 - 63	16.4	50305808
Pulling grips type T, closed for cable dia. 64 - 76 mm	915	300	64 - 76	21.7	50310127
Pulling grips type T, closed for cable dia. 77 - 88 mm	915	360	77 - 88	21.7	50305824
Pulling grips type T, closed for cable dia. 89 - 100 mm	1020	360	89 - 100	27.5	50310143

Pulling grips

Pulling grip set, closed



Characteristics

- Set of the most important pulling grips for the most frequently required pulling operations

Item	Diameter mm	Part No.
Pulling grip set 50305840, 50305876, 50305883, 50305905, 50305921, 50305948	7 - 31	50307584
Pulling grip set 50305760, 50305786, 50310100	19 - 50	50314823
Pulling grip set 50305808, 50310100, 50310127	51 - 76	50314831
Pulling grip set 50305760, 50305786, 50305808, 50310100, 50310127	19 - 76	50314840

Pulling grip, open



Characteristics

- Single woven galvanised steel netting mesh with bar closure
- Offset flexible eyelet

Suitable for

- Easy and straight pulls when the cable end is not available

Item	Length of mesh mm	Eye length mm	For cable diameter mm	Max. pulling force kN	Part No.
Pulling grip open, for cable diameters 13 - 15 mm	150	175	13 - 15	1.3	50306588
Pulling grip open, for cable diameters 16 - 18 mm	200	175	16 - 18	1.6	50310240
Pulling grip open, for cable diameters 19 - 25 mm	250	175	19 - 25	1.9	50306600
Pulling grip open, for cable diameters 26 - 31 mm	300	200	26 - 31	3.0	50310267
Pulling grip open, for cable diameters 32 - 38 mm	350	200	32 - 38	4.0	50306626
Pulling grip open, for cable diameters 39 - 44 mm	380	230	39 - 44	5.1	50310283
Pulling grip open, for cable diameters 45 - 50 mm	400	250	45 - 50	6.7	50306642
Pulling grip open, for cable diameters 51 - 63 mm	480	250	51 - 63	8.0	50310305
Pulling grip open, for cable diameters 64 - 76 mm	500	250	64 - 76	9.7	50306669
Pulling grip open, for cable diameters 77 - 88 mm	530	300	77 - 88	10.6	50310321
Pulling grip open, for cable diameters 89 - 100 mm	600	300	89 - 100	10.6	50306685

Cable Cream™ cable puller lubricant
Characteristics

- Adheres well without dripping
- Easy to remove
- Compatible with all cable insulation types
- Environmentally safe / non-hazardous

Item	Part No.
Cable Cream™ cable puller lubricant 0.95 l	50352075
Cable Cream™ cable puller lubricant 3.8 l	50352083


Cable installation lubricant
Characteristics

- Reduces friction by up to 80 %
- Biodegradable
- Harmless to the user

Suitable for

- Electric/telephone cables in pipes Ø 16 - 25 mm
- Large cable diameters

Item	Part No.
Cable lubricant gel in tube 0.25 kg	52055379
Cable lubricant gel in bottle 1 kg	52055380
Cable lubricant liquid for optical fibres and power cables, canister 5 kg	52055381
Cable lubricant liquid for optical fibres and power cables, canister 10 kg	52055382


Lubricant foam spray
Characteristics

- Reduces friction by up to 80 %
- Biodegradable
- Harmless to the user
- Silicon-free

Suitable for

- Electric/telephone cables in pipes Ø 16 - 25 mm

Item	Part No.
Lubricant foam bottle 400 ml	52055378



” Believe your eyes: Testing and measuring instruments from Greenlee deliver highly-precise readings every single day. We guarantee this with the Limited Lifetime Warranty.“



Sebastian Hoppe,
Quality Assurance

Voltage testers	616
Digital multimeter	620
Clamp meters	634
VDE testing instruments	646
Temperature gauges	650
Cable and conductor identifiers	654
Network, measuring devices and testers	656



Measuring and testing up to 1000 V.

Voltage testers for distribution boards, meters, control panels etc.

Fast testing for the presence of voltage. Suitable for measuring DC or AC voltage.

Some of the devices output warning signals, some feature a patented phase sequence indicator display. The voltage ranges are from 5 to 1000 volts, depending on the device and the testing category.

If handled correctly, we offer a lifetime limited warranty on these products.



- For fast contactless voltage testing (EF function).
- For DC and AC voltage.
- Also with polarity display.
- Detachable measuring tips for a range of applications.
- FI resolution function.
- 2-pole rotary field display, 1-pole phase test.
- Continuity test.
- Voltage measurement without battery.

Fast testing at AC voltage 5 – 1000 Volt: GT-16

- ▶ Fast and contactless testing with adjustable sensitivity.
- ▶ With an optical and acoustic signal.
- ▶ Integrated On/Off switch.
- ▶ Handy pin design for any jacket pocket.

Benefits:

- ▶ Fast and easy testing of various voltage ranges.
- ▶ Increased battery life by disabling the stand-by function.
- ▶ The voltage tester is always to hand.



Includes phase sequence indicator display: GT-85NE



- ▶ With patented phase sequence indicator display.
- ▶ Also for resistance measurements.
- ▶ With diode test.
- ▶ **Removable tips.**

Benefits:

- ▶ Just one measuring device for several types of measurement.
- ▶ Flexible application with wall outlets, Schuko-compatible (19 mm clearance) and terminals.
- ▶ Unique measuring point illumination for working in poor lighting conditions.

Features of testers

	Voltage range	Category/ voltage	Contactless	Display	FI resolution	Phase rotation display	Continuity test	Single pole phase test	Measurement without battery
GT-12A	50 - 1000 AC	CAT IV / 1000 V	✓	LED					
GT-16	5 - 1000 AC	CAT IV / 1000 V	✓	LED					
GT-55NE	6 - 690V AC/DC	CAT III / 1000 V CAT IV / 600 V		LED	✓	✓	✓	✓	✓
GT-85NE	6 - 690V AC/DC	CAT III / 1000 V CAT IV / 600 V		LCD	✓	✓	✓	✓	✓

Voltage testers

GT-12A Contactless voltage tester 50 - 1000 V



Characteristics

- Fast, easy, contactless voltage testing
- Clear LED and acoustic warning signal when the voltage has been determined
- ON/OFF switch provides longer battery service life
- Handy pen format, which fits easily into a jacket or tool pocket
- Rubber-coated comfort handle
- Fast, easy replacement of batteries
- Automatic self test

Technical data		
Frequency range	50 - 500 Hz	
Voltage range	50 - 1000 V AC	
Measuring category	CAT IV 1000V	
Item	Part No.	
GT-12A Contactless voltage tester 50 - 1000 V	52063422	
Scope of supply	Part No.	Page
Battery 2 x 1.5 V AAA		

GT-16 Adjustable, contactless voltage tester 5 - 1000 V



Characteristics

- Fast, easy, contactless voltage testing
- Clear LED and acoustic warning signal when the voltage has been determined
- ON/OFF switch provides longer battery service life
- Handy pen format, which fits easily into a jacket or tool pocket
- Ergonomically shaped comfort handle
- Fast, easy replacement of batteries
- Automatic self test
- Adjustable sensibility by rotary switch

Technical data		
Frequency range	50 - 500 Hz	
Voltage range	5 - 1000 V AC	
Measuring category	CAT III 600V, CAT IV 1000V	
Item	Part No.	
GT-16 Adjustable, contactless voltage tester 5 - 1000 V	52033580	
Scope of supply	Part No.	Page
Battery 1 x 1.5 V AAA		

GT-55NE Bipolar voltage tester with LED display
Characteristics

- LED display 12, 24, 50, 120, 230, 400, 750 V AC/DC
- Power LED for measuring point illumination
- Display of AC and DC voltage
- Bipolar rotary field testing
- Unipolar phase testing, optical and acoustic
- Continuity check, optical and acoustic
- Diode test
- Polarity indicator, loud beeper
- IP 2X contact protection
- IP 65 spray water protected and dust-proof



Technical data		
Voltage range	12 - 750 V AC/DC	
Frequency	45 - 65 Hz	
Measuring category	CAT III 1000V, CAT IV 600V	
Item	Part No.	
GT-55NE bipolar voltage tester with LED display	52049408	
Scope of supply	Part No.	Page
Battery 2 x 1.5 V AAA		

Accessories	Part No.	Page
TC-30 Nylon carrying case for measuring instruments with belt loop	50075365	645
Replacement tips	52034234	

GT-85NE Bipolar voltage tester with LCD display
Characteristics

- LCD display with background illumination
- Actual resistance measurement up to 2 K Ω
- Power LED for measuring point illumination
- Display of AC and DC voltage
- Bipolar rotary field testing
- Unipolar phase testing, optical and acoustic
- Continuity check, optical and acoustic
- Diode test
- Polarity indicator, loud beeper
- IP 2X contact protection
- IP65 - spray water protected and dust-proof



Technical data		
Voltage range	12 - 750 V AC/DC	
Resistance	0 - 2 K Ω	
Frequency	0 - 65 Hz	
Measuring category	CAT III 1000V, CAT IV 600V	
Item	Part No.	
GT-85NE Bipolar voltage tester with LCD display	52049407	
Scope of supply	Part No.	Page
Battery 2 x 1.5 V AAA		

Accessories	Part No.	Page
TC-30 Nylon carrying case for measuring instruments with belt loop	50075365	645
Replacement tips	52034234	

Digital *all-rounder.*

Multimeters for every application.

Measuring, detecting, testing: These terms can be used to describe the complex performance spectrum of our digital multimeters. Their numerous functions make these devices genuine all-rounders.

The following areas reflect various applications of the multimeters:

- ▶ Multimeter for electrical and telecommunication.
- ▶ For vehicle electrics.
- ▶ For air-conditioning systems.
- ▶ For laboratory and field use.

If handled correctly, we offer a lifetime limited warranty on these products.



- For DC and AC.
- For DC and AC voltage.
- With digital and analogue display.
- For measuring categories II, III and IV.
- With true effective value measurement.
- For frequency, capacity and resistance measurement.



Specifically for electricians: DM-200A

- ▶ Optical RS 232 and USB interface.
- ▶ Automatic range selection and data hold function.
- ▶ **Contactless voltage detection** (EF function).
- ▶ Large, backlit display.
- ▶ Automatic shut-off.

Benefits:

- ▶ Fast simple and contactless testing of the presence of voltage.
- ▶ The automatic range selection function enables optimised measured value read-off at all times.
- ▶ Measured values transferred straight to a PC through the optical RS232 interface and USB cable.



Outstanding measuring accuracy and versatile applications: DM-860A



- ▶ 5 $\frac{1}{6}$ -digit display with a display range of 500,000.
- ▶ Temperature, frequency and capacity measurement.
- ▶ **TRUE RMS effective value measurement.**

Benefits:

- ▶ Extremely accurate when recording and displaying the measured values.
 - ▶ The broad spectrum in temperature measurements enables use in air-conditioning systems, in laboratories or in industries.
 - ▶ Quick fault diagnosis by measuring the true effective value.
- ▶ *More on Page 632.*

TRUE RMS: precise measurement, even when consumption fluctuates.

- ▶ TRUE RMS - true effective value measurement is a special function of some GREENLEE multimeters. This function enables correct consumption measurement with non-linear - i.e. sinusoidal - consumption.

Benefits:

- ▶ True consumption measurements without errors through sinusoidal consumers.
- ▶ More reliable planning and lower error quotas - caused for example by incorrectly calculated current consumption.
- ▶ **Devices with TRUE RMS: DM-510A, DM-810A, DM-820A and DM-860A.**



Robust and high capacity for industrial use: DM-65.

- ▶ The most diverse applications.
- ▶ Large **backlit display with bar chart.**

Benefits:

- ▶ Suitable for applications to CAT IV, 600 V.
- ▶ The large illuminated display simplifies read-off under all lighting conditions.

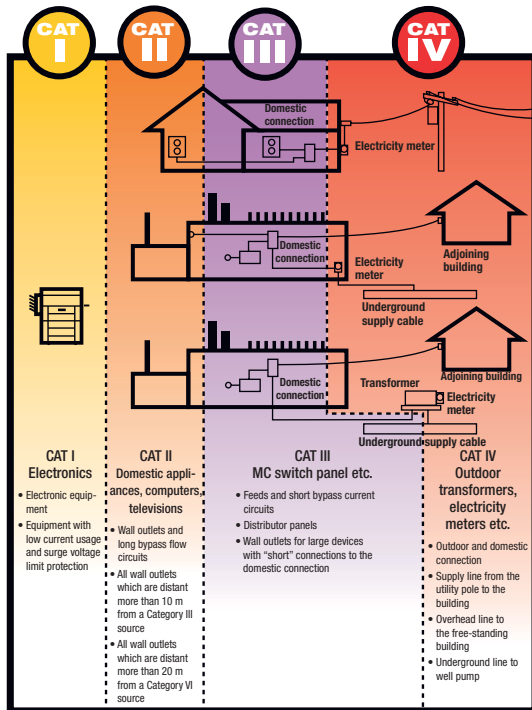
▶ *More on Page 626.*



Features of testers

	True effective value	DC A (A max.)	AC A (A max.)	DC V (V max.)	AC V (V max.)	Resistance (M Ω)	Optical interface	Automatic and manual range selection	Contactless voltage testing	Measuring category
DM-25				600	600	2				III, 600 V
DM-45		10	10	600	600	40		✓		III, 600 V
DM-65		10	10	1000	1000	60		✓		III, 1000 V IV, 600 V
DM-200A		8	8	1000	1000	60	✓	✓	✓	IV, 300 V III, 600 V II, 1000 V
DM-210A		8	8	1000	1000	60	✓	✓	✓	IV, 300 V III, 600 V II, 1000 V
DM-510	✓	8	8	1000	1000	60	✓	✓	✓	IV, 300 V III, 600 V II, 1000 V
DM-810A	✓	10	10	1000	1000	50	✓	✓	✓	IV, 1000 V
DM-820A	✓	10	10	1000	1000	50	✓	✓	✓	IV, 1000 V
DM-860A	✓	10	10	1000	1000	50	✓	✓		IV, 1000 V

What you should know about the nominal capacities of the measuring categories.



Protective values which greatly exceed the nominal capacity of a system are stipulated in the standards of the IEC categories. Without this additional protection, transient overvoltages which occur with increasing regularity may cause serious or fatal injuries.



Measurement Category I is the signal level for telecommunications and electronic equipment.

Measurement Category II is the local level for permanently connected devices or devices not operated by means of a fixed connection - including all types of illumination from household devices to office equipment such as copy machines. Can also be used in Category I ranges.

Measurement Category III is the distribution level for fixed main or bypass flow circuits. These electric circuits are usually separated by at least one level of transformer barrier of Category IV (public utility or other high-voltage power source). Can also be used in Category II and Category I ranges.

Measurement Category IV is the main electric supply level. Greenlee is setting new standards by offering equipment that meets the highest protective values of IEC standards and which are certified accordingly. Can be used in all category ranges.

Greenlee equipment – tested and certified for compliance with norms by an independent party. This catalogue states the category for many Greenlee devices, indicating that these devices comply with the various IEC categories (II, III or IV). All these references represent the categories confirmed in tests by independent testing organisations – giving you additional assurance.

The right type of protection for the task at hand.
 No matter where you may need overvoltage protection – select a device which has at least the nominal capacity suitable for the work you are carrying out.



Digital multimeter

DM Series in detail



Part No.	52059476	52059477	52059478	52047801	52047802	52047803
Catalog-no.	DM-25	DM-45	DM-65	DM-200A	DM-210A	DM-510A
True RMS						•
DC A (A max.)		10	10	8	8	8
Maximum resolution (µA)		0.1	0.1	0.1	0.1	0.1
Best accuracy (%)		1.0	1.0	0.5	0.8	0.5
AC A (A max.)		10	10	8	8	8
Maximum resolution (µA)		0.1	0.1	0.1	0.1	0.1
Best accuracy (%)		1.8	1.8	1.0	1.0	1.0
DC V (V max.)	600	600	1000	1000	1000	1000
Maximum resolution (µV)	10 mV	100	100	10	10	10
Best accuracy (%)	0.8	0.8	0.8	0.2	0.2	0.2
AC V (V max.)	600	600	1000	1000	1000	1000
Maximum resolution (µV)	100 mV	1000	1000	10	10	10
Best accuracy (%)	1.2	0.8	0.8	1.0	1.0	1.0
Resistance (MΩ)	2	40	60	60	60	60
Maximum resolution (mΩ)	100	100	100	100	100	100
Best accuracy (%)	1.0	1.0	1.0	0.5	0.5	0.5
Continuity and beeper	•	•	•	•	•	•
Diode test	•	•	•	•	•	•
Capacitance		200 µF	400 µF		•	•
Frequency measurement		•	•	•	•	•
Frequency response (Hz)	40-400	40-400	40-400	40-500	40-500	40-500
Temperature (T1)		•	•		•	•
Display type	Digital	Digital	Digital	Digital	Digital	Digital
Display of updating rate (x/s)	2.5	3.0	3.0	5	5	5
Coverage	2000	4000	6000	2500	2500	2500
Analogue bar chart			•	24	24	24
Updating rate analogue (x/s)				40	40	40
Computer Interface				USB, RS 232	USB, RS 232	
Automatic and manual range selection		•	•	•	•	•
Automatic stop		•	•	•	•	•
Non-contact voltage detection				•	•	•
Data Hold (measured data memory)		•	•	•	•	•
Minimum value / maximum value						
Relative compensation function				•	•	•
Measurement category rating	CAT III 600 V	CAT III 600 V	CAT III 1000 V CAT IV 600 V	CAT II 1000 V CAT III 300 V CAT IV 600 V	CAT II 1000 V CAT III 300 V CAT IV 600 V	CAT II 1000 V CAT III 300 V CAT IV 600 V
CE	•	•	•	•	•	•
Limited lifetime warranty	•	•	•	•	•	•

DM-25 Digital multimeter 600 V AC/DC
Characteristics

- AC/DC voltage measurement
- Resistance measurement
- Audible continuity test
- Diode test

Technical data		
Display	Digital	
Voltage measurement	0.1 - 600 V	
Resistance	0.1 Ω - 2 MΩ	
Measuring category	CAT III 600V	
Item	Part No.	
DM-25 Digital multimeter 600 V AC/DC	52059476	
Scope of supply	Part No.	Page
Test leads		
Battery 9 V		
Protective cover		


DM-45 Digital multimeter 600 V AC/DC with temperature measurement
Characteristics

- AC/DC voltage and current measurement
- Resistance measurement
- Audible continuity testing, diode test, temperature measurement
- Frequency and capacitance measurement

Technical data		
Display	Digital	
Capacitance	10 pF - 200 μF	
Voltage measurement	1 mV - 600 V	
Current measurement	0.10 μA - 10 A	
Resistance	0.1 Ω - 40 MΩ	
Frequency	1 Hz - 9.999 MHz	
Measuring category	CAT III 600V	
Temperature measurement	-20°C - 1000°C	
Item	Part No.	
DM-45 Digital multimeter 600 V AC/DC with temperature measurement	52059477	
Scope of supply	Part No.	Page
TSG-3 test leads	50120344	
Temperature probe		
Protective cover		
Battery 9 V		



Digital multimeter

DM-65 Digital multimeter 1000 V AC/DC with temperature measurement



Characteristics

- AC/DC voltage and current measurement
- Resistance measurement
- Audible continuity testing, diode test, temperature measurement
- Frequency and capacitance measurement

Technical data		
Display	Digital with bar chart	
Capacitance	10 pF - 400 µF	
Voltage measurement	1 mV - 1000 V	
Current measurement	0.1 µA - 10 A	
Resistance	0.1 Ω - 60 MΩ	
Frequency	1 Hz - 9.999 MHz	
Measuring category	CAT III 1000 V, CAT IV 600 V	
Temperature measurement	-20°C - 1000°C	
Item	Part No.	
DM-65 Digital multimeter 1000 V AC/DC	52059478	
Scope of supply	Part No.	Page
TSG-3 test leads	50120344	
Temperature probe		
Protective cover		
Battery 9 V		

DM-200A / DM-210A Digital multimeter
Characteristics

- PC interface
- Automatic and manual range selection
- Large, backlit LC-display
- Automatic stop
- Analogue bar chart
- Optical and audible warning in the event of incorrect handling



Technical data	52047802	
Item	DM-200A Digital multimeter for temperature measurement K-type, -4 °F - 572 °F	DM-210A Digital multimeter for temperature measurement -50 °C - 1000 °C
Voltage measurement	0.01 mV - 1000V AC/DC	0.01 mV - 1000V AC/DC
Current measurement	0.1 μA - 8A AC/DC	0.1 μA - 8A AC/DC
Resistance	0.1 Ω - 60 MΩ	0.1 Ω - 60 MΩ
Frequency	10 Hz - 50 kHz sine wave; 5 Hz - 1 MHz logic levelsquare wave	10 Hz - 50 kHz sine wave; 5 Hz - 1 MHz logic levelsquare wave
Measuring category	CAT II 1000V, CAT III 600, CAT IV 300	CAT II 1000V, CAT III 600, CAT IV 300
Capacitance		60 nF - 3000 μF
Frequency pickup		50 Hz - 400 Hz
Temperature measurement		-50 °C - 1000 °C



Item	Part No.	
DM-200A Digital multimeter for temperature measurement K-type, -4 °F - 572 °F	52047801	
DM-210A Digital multimeter for temperature measurement -50 °C - 1000 °C	52047802	
Scope of supply	Part No.	Page
TSG-3 test leads	50120344	
Protective cover		
Battery 2 x 1.5 V AAA		

DM-510A Digital multimeter, True RMS



Characteristics

- Autocheck function permits the automatic selection of AC V / DC V or resistance with low impedance for Ghost-Voltage-Removal
- PC interface
- Frequency, temperature and capacitance measurement
- Automatic and manual range selection
- Large, backlit LC-display
- Automatic stop
- Analogue bar chart
- Optical and audible warning in the event of incorrect handling

Technical data		
Capacitance	60.00nF - 3000µF	
Voltage measurement	0.01 mV - 1000 V AC/DC	
Frequency pickup	50Hz - 400Hz	
Current measurement	0.1µA - 8A AC/DC	
Resistance	0.1Ω - 60MΩ	
Frequency	5 Hz - 1 MHz	
Measuring category	CAT III 600V; CAT II 1000V; CAT IV 300 V	
Temperature measurement	-50°C - 1000°C	
Item	Part No.	
DM-510A Digital multimeter, True RMS	52047803	
Scope of supply	Part No.	Page
TSG-3 test leads	50120344	
Temperature sensor, bright finish		
Battery 2 x 1.5 V AAA		
Accessories	Part No.	Page
TC-20 Nylon carrying case with carrying strap for measuring instruments	50075357	633
DMSC-2U Interface kit, for downloading data	52047947	633

DM-800 Series in detail


Part No.	52047805 DM-810A	52047806 DM-820A	50077970 DM-860A
True RMS	•	•	•
DC A (A max.)	10	10	10
Maximum resolution (µA)	0.1	0.1	0.01
Best accuracy (%)	0.2	0.2	0.1
AC A (A max.)	10	10	10
Maximum resolution (µA)	0.1	0.1	0.01
Best accuracy (%)	0.6	0.6	0.5
DC V (V max.)	1000	1000	1000
Maximum resolution (µV)	10	10	1
Best accuracy (%)	0.06	0.06	0.02
AC V (V max.)	1000	1000	1000
Maximum resolution (µV)	10	10	10
Best accuracy (%)	0.5	0.5	0.3
Resistance (MΩ)	60	60	50
Maximum resolution (mΩ)	100	100	10
Best accuracy (%)	0.1	0.1	0.07
Continuity and beeper	•	•	•
Diode test	•	•	•
Capacitance	•	•	•
Frequency measurement	•	•	•
Frequency response (Hz)	40-500	40-500	20-100 k
Temperature (T1)			•
Temperature (Dual T1, T2)			•
Display type	Digital	Digital	Digital
Display of updating rate (x/s)	5	5	5
Coverage			50.000 AC/500.000
Analogue bar chart	•	•	•
Updating rate analogue (x/s)	41	41	41 segments
Updating rate analogue (x/s)	60	60	60
Conductance 0.01 nS ~ 100 nS	•	•	•
Computer Interface	USB	USB	USB
Automatic and manual range selection	•	•	•
Automatic stop			yes
Peak hold			•
Data Hold (measured data memory)	•	•	•
Minimum value / maximum value			yes
Relative compensation function	•	•	•
Operating clearance			•
Safety category classification	CAT IV 1000 V	CAT IV 1000 V	CAT IV 600 V CAT III 1000 V
CE	•	•	•
Limited lifetime warranty	•	•	•

Digital multimeter

DM-810A Digital multimeter, True RMS



Characteristics

- PC interface
- Automatic and manual range selection
- Large, backlit LC-display
- Automatic stop
- Analogue bar chart
- Optical and audible warning in the event of incorrect handling

Technical data		
Capacitance	0,01 nF - 25 mF	
Voltage measurement	0,01 mV - 1000 V AC/DC	
Current measurement	0.1µA - 10A AC/DC	
Resistance	0.1Ω - 60MΩ	
Frequency	5 Hz - 1 MHz	
Measuring category	CAT IV, 1,000V	
Item	Part No.	
DM-810A Digital multimeter, True RMS	52047805	
Scope of supply	Part No.	Page
TSG-3 test leads	50120344	
TC-20 Nylon carrying case with carrying strap for measuring instruments	50075357	633
Battery 9 V		
Accessories	Part No.	Page
DMSC-9U Interface kit, for downloading data	52047948	633
TSGF Measuring cable set with fuses (500 mA) CAT IV 1,000V	52034235	644

DM-820A Digital multimeter, True RMS
Characteristics

- PC interface (DMSC-9U) USB cable and software for data logging via PC software (accessories optional)
- Recording of peak value (5 ms peak hold) max, min and max/min results
- Automatic and manual range selection
- Large, backlit LC-display
- Automatic stop
- Analogue bar chart
- Optical and audible warning in the event of incorrect handling



Technical data		
Capacitance	0,01 nF - 25 mF	
Voltage measurement	0,01 mV - 1000 V AC/DC	
Current measurement	0.1µA - 10A AC/DC	
Resistance	0.1Ω - 60MΩ	
Frequency	5 Hz - 1 MHz	
Measuring category	CAT IV, 1,000V	
Temperature measurement	-50°C - 1000°C	
Item	Part No.	
DM-820A Digital multimeter, True RMS	52047806	
Scope of supply	Part No.	Page
TSG-3 test leads	50120344	
TC-20 Nylon carrying case with carrying strap for measuring instruments	50075357	633
Battery 9 V		
Temperature sensor, bright finish		
Accessories	Part No.	Page
TSGF Measuring cable set with fuses (500 mA) CAT IV 1,000V	52034235	644
DMSC-9U Interface kit, for downloading data	52047948	633

Digital multimeter

DM-860A Industrial digital multimeter, True RMS

Characteristics

- Recording of maximum, minimum and maximum/minimum results
- Recording of peak value (peak hold) max, min and max/min display
- 5 5/6-place display with a display range of 500,000 for greater precision
- Carrying out frequency, temperature and capacitance measurements as well as diode tests and continuity checks
- Display of the relative measured value offset for checking the relative measured value changes
- Automatic range selection
- Analogue 42-segment bar chart
- Large, backlit LC-display
- Temperature measurements up to 1000 °C

Technical data		
Capacitance	50.00; 500.0nF; 5.000, 50.00, 500.0µF, 5000, 25.00mF	
Voltage measurement	500 mV - 1000 V	
Current measurement	500.00, 5000.0µA; 50.000, 500.00mA; 5.0000, 10.000A	
Resistance	500.00Ω; 5.0000, 50.000, 500.00kΩ; 5.0000, 50.000MΩ	
Frequency	5 Hz - 200 kHz sinus wave; 5 Hz - 2 MHz square wave logic level	
Measuring category	CAT IV 1000V	
Temperature measurement	K-type, -50 °C to 1,000°C (-58°F - 1832°F)	
Item	Part No.	
DM-860A Industrial digital multimeter, True RMS	50077970	
Scope of supply	Part No.	Page
TSG-3 test leads	50120344	
TC-20 Nylon carrying case with carrying strap for measuring instruments	50075357	633
Battery 9 V		
Temperature sensor, bright finish		
Accessories	Part No.	Page
DMSC-9U Interface kit, for downloading data	52047948	633
TSGF Measuring cable set with fuses (500 mA) CAT IV 1,000V	52034235	644

DMSC-2U Interface kit, for downloading data (DM-200A, DM-210A, DM-510A)

Characteristics

- For connecting to a serial PC port for saving the data recorded by digital multimeters
- For recording and graphically representing data in real time
- For exporting data for analysis with every type of table calculation program

Technical data	
Connection	Free series COM connector with 9-pin plug/USB.
Monitor	Minimum resolution 640 x 480, 800 x 600 recommended
Fixes disc	Minimum 20 megabyte free memory
Hardware requirements	Processor and working memory must correspond at least to the requirements of Windows
Software requirements	Windows ME/98/95 or Windows XP/2000/NT4/Vista
Item	Part No.
DMSC-2U Interface kit, for downloading data	52047947



DMSC-9U Interface kit, for downloading data (DM-810A / DM-820A / DM-860)

Characteristics

- For connecting to a serial PC port for saving the data recorded by digital multimeters
- For recording and graphically representing data in real time
- For exporting data for analysis with every type of table calculation program

Technical data	
Connection	Free series COM connector with 9-pin plug/USB
Monitor	Minimum resolution 640 x 480, 800 x 600 recommended
Fixes disc	Minimum 20 megabyte free memory
Hardware requirements	Processor and working memory must correspond at least to the requirements of Windows
Software requirements	Windows ME/98/95 or Windows XP/2000/NT4/Vista
Item	Part No.
DMSC-9U Interface kit, for downloading data	52047948



TC-20 Nylon carrying case with carrying strap for measuring instruments

Characteristics

- With inner pocket for test leads

Suitable for

- Series 200, Series 500 and Series 800 measuring instruments

Item	Part No.
TC-20 Nylon carrying case with carrying strap for measuring instruments	50075357



Take the current to the meter.

Clamp meters for DC and AC.

Our clamp meters are set apart by their versatile functions. The displays allow measured values to be read quickly, even under difficult conditions.

Most devices conform to IEC CAT IV and are able to safely measure currents up to 1,000 A.

If handled correctly, we offer a lifetime limited warranty on these products.



- For DC and AC.
- For DC and AC voltage.
- With digital and analogue display.
- For measuring categories III and IV.
- With true effective value measurement.



Clamp meters available for diverse applications and conductor diameters.

■ Also suitable for DC: CM-950

- ▶ Instrument for measuring direct and alternating voltage and direct and alternating current.
- ▶ With **double hall sensor for optimised accuracy** with direct current measurements.
- ▶ With residual compensation during direct current measurements.

Benefits:

- ▶ Just one measuring device for both DC and AC.
- ▶ Highly accurate measurements.
- ▶ Measuring errors are practically impossible.



■ Analogue bar display for fast indication: CM-1300

- ▶ Also with analogue display.
- ▶ **With acoustic continuity test.**

Benefits:

- ▶ Variances are indicated immediately as the analogue bar display responds faster than conventional digital displays.
- ▶ Fast testing of contact faults with the acoustic continuity function.



■ Measures direct and alternating current to 1000 A: CM-1550

- ▶ Approved for measuring categories CAT III and CAT IV.
- ▶ For DC and AC.
- ▶ **For true effective value measurement** even with distorted current flows.

Benefits:

- ▶ Current measurements in all application ranges up to 1000 A.
- ▶ Safe and accurate voltage and current measurement thanks to true RMS effective value measurement.



■ Features of clamp meters.

	True effective value	DC A (A max.)	AC A (A max.)	DC V (V max.)	AC V (V max.)	Resistance (Ω)	Frequency Hz	Bar display	Measuring category
CM-330			400						III, 600 V
CM-410			400	600	600	2000			III, 600 V
CM-600			600		600	2000			III, 600 V
CM-800			600	600	600	400	✓	✓	III, 600 V
CM-850	✓		600	600	600	400	✓	✓	III, 600 V
CM-900		600	600	600	600	400	✓	✓	III, 600 V
CM-950	✓	600	600	600	600	400	✓	✓	III, 600 V
CM-1300			1000	1000	750	400	✓	✓	IV, 600 V III, 1000 V
CM-1350	✓		1000	1000	750	400	✓	✓	IV, 600 V III, 1000 V
CM-1500		1000	1000	1000	750	400	✓	✓	IV, 600 V III, 1000 V
CM-1550	✓		1000	1000	750	400	✓	✓	IV, 600 V III, 1000 V

Clamp meters

CMT-80 Clamp-on multimeter



Characteristics

- Jaw size 27 mm
- Trouble-free, automatic measurement of current strength, voltage and resistance
- Compact design for measuring in tight spaces
- Low impedance rules out measurement of stray voltage from
- 400 A AC~, 600 V AC/DC measurements
- Data Hold function for recording important measurement results
- Longer battery service life due to automatic shut-off

Technical data		
Display	LCD (6000 display range)	
Voltage measurement	AC V: 1.3, 600.0; DC V: 2.1 - 600.0; 0.7 - 600.0V	
Current measurement	0.9-400.0A AC	
Resistance	2 K Ω with beeper for continuity check	
Measuring category	CAT III, 600V	
Jaw size	27 mm	
Item	Part No.	
CMT-80 Clamp-on multimeter	50077350	
Scope of supply	Part No.	Page
TSG-3 test leads	50120344	
TC-5 Nylon carrying case for measuring instruments with belt loop	50075888	645
Battery 9 V		

CM Series in detail


Part No.	50118650	52022030	52066379	52066378	52066376	52066374	52066372	52020887
Catalog-no.	CM-330	CM-410	CM-660	CM-860	CM-960	CM-1360	CM-1560	CSJ-100
True RMS			•	•	•	•	•	
AmpTip™			•	•	•	•	•	
DC A (A max.)					600		1000	
Maximum resolution (µA)					0.1		0.1	
Best accuracy (%)					1.2		1.2	
AC A (A max.)	400	400	600	600	600	1000	1000	200
Maximum resolution (µA)	0.01	0.1	0.1	0.1	0.1	0.1	0.1	0.1
Best accuracy (%)	2.0	1.9	1.9	1.9	1.9	1.9	1.9	3.0
DC V (V max.)		600		600	600	1000	1000	1000
Maximum resolution (µV)		0.1		0.1	0.1	0.1	0.1	0.1
Best accuracy (%)		1.0		0.7	0.7	0.7	0.7	1.0
AC V (V max.)		600	600	600	600	750	750	1000
Maximum resolution (µV)		0.1	1	0.1	0.1	0.1	0.1	0.1
Best accuracy (%)		1.0	1.2	1.0	1.0	1.0	1.0	1.5
Resistance (MΩ)		20MΩ	2000Ω	400Ω	400Ω	400Ω	400Ω	20MΩ
Maximum resolution (mΩ)		0.1	1	0.1	0.1	0.1	0.1	0.1
Best accuracy (%)		0.7	1.5	1.0	1.0	1.0	1.0	1.0
Continuity and beeper		•	•	•	•	•	•	•
Frequency measurement				•	•	•	•	
Frequency threshold value (Hz)	50-60	50-500	40-500	50-400	50-500	50-400	50-500	50-500
Jaw size	30mm	27mm	35mm	34mm	35mm	51mm	51mm	16mm
Display type	Digital	Digital	Digital	Digital	Digital	Digital	Digital	Digital
Display of updating rate (x/s)	25	1.5	4	2.5	2.5	2.5	2.5	1.5
Count	2000	2000	2000	4000	4000	4000	4000	2000
Analogue bar chart				42 segments	42 segments	42 segments	42 segments	
Updating rate analogue (x/s)				13	13	13	13	
Low battery indicator	•	•	•	•	•	•	•	•
Automatic and manual range selection		•		•	•	•	•	•
Automatic stop			yes	yes	yes	yes	yes	yes
Peak Hold				•	•	•	•	
Data Hold (measured data memory)	•	•	•	•	•	•	•	•
Minimum value / maximum value				yes	yes	yes	yes	
Safety category classification	CAT III 600 V	CAT III 600 V	CAT III 600 V	CAT III 600 V	CAT III 600 V	CAT IV 600 V CAT III 1000 V	CAT IV 600 V CAT III 1000 V	CAT IV 600 V CAT III 1000 V
CE	•	•	•	•	•	•	•	•
Limited lifetime warranty	•	•	•	•	•	•	•	•

Clamp meters

CM-330 Clamp-on multimeter

Characteristics

- Jaw size 30 mm
- Compact, ergonomic design for measuring in tight spaces
- Measurement of alternating currents to 400 A
- Max Hold function for recording peak values
- Data Hold function for recording important measurement results

Technical data		
Display	LCD	
Current measurement	0,01 A - 400 A AC	
Measuring category	CAT III, 600V	
Jaw size	30 mm	
Item	Part No.	
CM-330 Clamp-on multimeter	50118650	
Scope of supply	Part No.	Page
TC-5 Nylon carrying case for measuring instruments with belt loop	50075888	645
Battery 9 V		

CM-410 Clamp-on multimeter

Characteristics

- Jaw size 27 mm
- Narrow, compact design for measuring in tight spaces
- Measurement of resistances up to 20 M Ω
- Data Hold function for recording important measurement results
- Automatic device switch-off
- Continuity test

Technical data		
Display	LCD	
Continuity test	Yes	
Voltage measurement	200.0 - 600V AC/DC	
Current measurement	200.0 - 400 A AC	
Resistance	200.0 Ω , 2.000, 20.00, 200.0k Ω , 2.000, 20.000M Ω	
Measuring category	CAT III, 600V	
Jaw size	27 mm	
Item	Part No.	
CM-410 Clamp-on multimeter	52022030	
Scope of supply	Part No.	Page
TC-5 Nylon carrying case for measuring instruments with belt loop	50075888	645
Battery 2 x 1.5 V AAA		

CM-660 Clamp-on multimeter, True RMS
Characteristics

- Jaw size 30 mm
- AmpTip™ provides increased accuracy on small wires carrying 60 amps or less
- Variable Frequency Drive ACV, Hz Measurements
- Measurement of alternating voltage and alternating current
- Resistance measurement up to 60 kΩ
- Non-contact AC voltage detection
- Longer battery service life due to automatic shut-off



Technical data	
Display	LCD
Voltage measurement	0 V - 600 V AC/DC
Current measurement	600 A AC
Resistance	60kΩ
Measuring category	CAT III, 600V
Jaw size	30 mm

Item	Part No.	
CM-660 Clamp-on multimeter, True RMS	52066379	
Scope of supply	Part No.	Page
TSG-3 test leads	50120344	
TC-10 Nylon carrying case for measuring instruments with belt loop	50075349	645
Battery 9 V		



CM-860 Clamp-on multimeter, True RMS



Characteristics

- Jaw size 30 mm
- True RMS actual effective value for the most precise measurements
- AmpTip™ provides increased accuracy on small wires carrying 60 amps or less
- Variable Frequency Drive ACV, Hz Measurements
- Measurement of alternating current, direct and alternating voltage, frequency and resistance
- Easy-to-read backlit display for poor lighting conditions
- Peak Hold and Data Hold function for recording measurement results
- Non-contact AC voltage detection
- MIN/MAX function for more versatile applications
- Analogue bar chart for checking fast changes
- Longer battery service life due to selectable automatic shut-off

Technical data		
Display	LCD	
Voltage measurement	0 - 600 V AC/DC	
Current measurement	0 - 600 A AC	
Resistance	60kΩ	
Frequency	0,02 - 400 Hz	
Measuring category	CAT III 600V	
Jaw size	30 mm	
Item	Part No.	
CM-860 Clamp-on multimeter, True RMS	52066378	
Scope of supply	Part No.	Page
TSG-3 test leads	50120344	
TC-10 Nylon carrying case for measuring instruments with belt loop	50075349	645
Battery		

CM-960 Clamp-on multimeter, True RMS
Characteristics

- Jaw size 35 mm
- True RMS actual effective value for the most precise measurements
- AmpTip™ provides increased accuracy on small wires carrying 60 amps or less
- Variable Frequency Drive ACV, Hz Measurements
- Measurement of direct and alternating current, direct and alternating voltage, frequency, resistance and capacitance
- Non-contact AC voltage detection
- Dual reverberation sensor ensures precision during direct current measurement
- Non-Contact AC voltage detection
- Easy-to-read backlit display for poor lighting conditions
- Peak Hold and Data Hold function for recording measurement results
- Diode test
- MIN/MAX function for more versatile applications
- Analogue bar chart for checking fast changes
- Automatic zero-point setting for direct current measurement
- Longer battery service life due to selectable automatic shut-off



Technical data		
Display	LCD	
Voltage measurement	0 - 600 V AC/DC	
Current measurement	0 - 600 A AC/DC	
Resistance	60kΩ	
Frequency	0,02 - 400 Hz	
Measuring category	CAT III 600V	
Jaw size	35 mm	
Item	Part No.	
CM-960 Clamp-on multimeter, True RMS	52066376	
Scope of supply	Part No.	Page
TSG-3 test leads	50120344	
TC-10 Nylon carrying case for measuring instruments with belt loop	50075349	645
Battery 9 V		

CM-1360 Clamp-on multimeter, True RMS



Characteristics

- Jaw size 51 mm
- True RMS actual effective value for the most precise measurements
- AmpTip™ provides increased accuracy on small wires carrying 60 amps or less.
- Variable Frequency Drive ACV, Hz Measurements
- Measurement of alternating current, direct and alternating voltage, frequency, resistance, capacitance and Diode test
- Flashlight aids in positioning when working in dark areas
- Easy-to-read backlit display for poor lighting conditions
- Peak Hold and Data Hold function for recording measurement results
- MIN/MAX function for more versatile applications
- Analogue bar chart for checking fast changes
- Audible continuity check
- Longer battery service life due to selectable automatic shut-off

Technical data		
Display	LCD	
Voltage measurement	1000V AC / DC	
Current measurement	1000 A AC	
Resistance	60kΩ	
Frequency	0.02 - 400 Hz	
Measuring category	CAT IV 600V, CAT III 1000V	
Jaw size	51 mm	
Item	Part No.	
CM-1360 Clamp-on multimeter, True RMS	52066374	
Scope of supply	Part No.	Page
TSG-3 test leads	50120344	
TC-30 Nylon carrying case for measuring instruments with belt loop	50075365	645
Battery 9 V		

CM-1560 Clamp-on multimeter, True RMS
Characteristics

- Jaw size 51 mm
- True RMS actual effective value for the most precise measurements
- AmpTip™ provides increased accuracy on small wires carrying 60 amps or less
- Variable Frequency Drive ACV, Hz Measurements
- Measurement of direct and alternating current, direct and alternating voltage, frequency and resistance
- Flashlight aids in positioning when working in dark areas
- Crest (Peak) Max / Min
- Dual reverberation sensor ensures precision during direct current measurement
- Easy-to-read backlit display for poor lighting conditions
- Peak Hold and Data Hold function for recording measurement results
- MIN/MAX function for more versatile applications
- Analogue bar chart for checking fast changes
- Audible continuity check



Technical data		
Display	LCD	
Voltage measurement	1000 V AC / DC	
Current measurement	0 - 1000 A AC/DC	
Resistance	60kΩ	
Frequency	0,02 - 400 Hz	
Measuring category	CAT III 1000V, CAT IV 600V	
Jaw size	51 mm	
Item	Part No.	
CM-1560 Clamp-on multimeter, True RMS AC/DC	52066372	
Scope of supply	Part No.	Page
TSG-3 test leads	50120344	
TC-30 Nylon carrying case for measuring instruments with belt loop	50075365	645
Battery 9 V		

Clamp meters

CSJ-100 Jaw meter, open

Characteristics

- Jaw size 16 mm
- For easy, quick voltage measurement of AC, DC and alternating voltage
- Resistance measurement up to 20 M Ω
- Audible continuity test and diode test
- Alarm and LED for contactless voltage detection
- Automatic shut-off for longer service life
- Data Hold for recording the measured values

Technical data		
Display	LCD	
Voltage measurement	200.0, 1,000V	
Current measurement	0 A - 200 A AC	
Resistance	200.0 Ω ; 2,000, 20.00, 200.0k Ω ; 2,000, 20.00M Ω	
Frequency	50 - 500 Hz	
Measuring category	CAT III 1000V, CAT IV 600V	
Jaw size	16 mm	
Item	Part No.	
CSJ-100 Jaw meter, open	52020887	
Scope of supply	Part No.	Page
TC-5 Nylon carrying case for measuring instruments with belt loop	50075888	645
Battery 2 x 1.5 V AAA		
Test leads		

TSGF Measuring cable set with fuses CAT IV 1,000V

Characteristics

- Suitable for Greenlee jaw meters and digital multimeter
- Double insulated Silicon conductors with two coatings
- Superfine stranded copper cable, highly flexible
- 1.2 m cable length
- Fuses 6.3 x 32 mm FF 500 mA

Item	Part No.
TSGF Measuring cable set with fuses (500 mA) CAT IV 1,000V	52034235

TC-5 Nylon carrying case for measuring instruments with belt loop

Suitable for

- CMT-80 / CM-330 / CM-410 / CSJ-100

Item	Part No.
TC-5 Nylon carrying case for measuring instruments with belt loop	50075888



TC-10 Nylon carrying case for measuring instruments with belt loop

Suitable for

- CM-600 / CM-800 / CM-850 / CM-900 / CM-950

Item	Part No.
TC-10 Nylon carrying case for measuring instruments with belt loop	50075349



TC-30 Nylon carrying case for measuring instruments with belt loop

Suitable for

- CM-1300 / CM-1350 / CM-1500 / CM-1550
- Voltage tester GT-55NE / GT-85NE

Item	Part No.
TC-30 Nylon carrying case for measuring instruments with belt loop	50075365



The right test **for every installation.**

VDE tester to VDE 0100.

All you need to do to satisfy the requirements of VDE 0100 is respect a broad range of values. The Greenlee ETest series ensures you meet all these requirements. No matter whether with the multifunctional installation tester or the special tools for earthing and insulation resistances. To the highest possible level of safety and simple operation.



The ETest series is extremely safe to use as the display is always within view.

- **VDE tester to VDE 0100.**
- **Continuity test.**
- **Voltage measurements.**
- **Insulation resistance tests.**
- **RCD/FI measurements.**
- **Earthing resistance measurements.**

■ All measurements in just one action: *ETest Multi*

- ▶ One measuring device for measuring earth continuity and insulation from 100 V – 500 V loop impedance, frequency and voltage.
- ▶ Handy design weighing just 900 g.
- ▶ With unique integrated measuring head and cordless probe.

Benefits:

- ▶ Being multifunctional, the ETest Multi is several tools in one.
- ▶ The simple operation increases both comfort and safety when in use.
- ▶ The cordless probe enables use even at relatively inaccessible measuring points.



■ Measures the earthing resistance at every voltage: *ETest R_E*

- ▶ Suitable for use at 110 Volt, 230 Volt and electrical 3-phase systems.
- ▶ Earth resistance measurement according to 2, 3 and 4-wire method.
- ▶ With flexible USB interface and storage capacity for 500 test results.

Benefits:

- ▶ The ETest R_E can be used at all standard voltages.
- ▶ Regardless of the applicable requirements, earth resistance can be measured according to any method.
- ▶ The test results can be quickly and easily archived on the PC.



ETest Multi, multi-functional installation tester



Characteristics

- DIN VDE 0100 tester for: Continuity test, voltage measurement, insulation resistance test, line and earth loop impedance measurement, automatic RCD/RCCB test sequence, test of RCD/RCCB response time, test of RCD/RCCB trip current
- Uniquely integrated measuring head (wireless probe)
- Loop impedance measurement optionally without triggering the RCCB
- Slim tester with the lightest weight of its class
- Auto test function for RCD/RCCB measurement
- Large LC display and analogue bar display
- Extremely easy to use
- More safety when working under voltage - display is located directly in field of vision during use
- Fast and precise cutting

Technical data

Earth continuity check	
Test current at	> 200 mA
Scale range of the display	0.00 Ω - 199 Ω
Resolution (Earthing)	0,01 Ω maximum
Insulation resistance	
Test voltage	100 V, 250 V, 500 V
Test current	1 mA > 1 mA with UN x (1000W/V)
Short circuit-Test current	> 2 mA
Scale range of the display (Isolation)	0.05 M Ω - 199 M Ω
Resolution (Isolation)	0.01 M Ω maximum
RCD	
Mains voltage	195 - 253 V / 195 - 440 V, 40 Hz - 65 Hz V
Nominal Test current	15 mA
Scale range of the display (Impedance):	0.01 Ω - 2000 Ω
Resolution (Impedance)	0.01 Ω maximum
Scale range	0 - 26 kA
RCD	
Mains voltage RDC	195 - 253 V, 40 Hz - 65 Hz
Nominal Test current RDC	10 mA, 30 mA, 100 mA, 300 mA, 500 mA
Scale range of the increase in current:	$\frac{1}{2}$ I Δ n up to 1.1 I Δ n
Measurement of voltage / frequency	
Display scale range	0 V - 400 V
Resolution (Voltage/Freq)	1 V
Accuracy	$\pm 5\% \pm 2$ Digits
Frequency range	45 Hz - 65 Hz
General information	
Safety guidelines	IEC61010-1 300V Cat III, EN 61557
Dimension	260 x 100 x 55 mm mm
Weight	0,950 kg
Power supply system	Battery - AA 1.5 V alkali, IEC-LR14 (6 incl. in scope of supply)

Item	Part No.
ETest Multi, multi-functional installation tester	52045014

Scope of supply	Part No.	Page
Test lead set	52046756	
Power lead	52046757	
Wireless measuring probe	52046758	
Robust plastic case	52046759	

ETest RE, earth resistance measuring device

Characteristics

- Test options: Earth resistance measurement with 2, 3 and 4 - Wire Method, Earth resistance measurement with jaw meter, measurement of the specific earth resistance
- USB interface
- Large LC display
- Compact design
- Comfortable operation by rotary switch and push buttons
- Memory for 500 test results
- Simple downloading options to PC via USB



Technical data	
Earth continuity check	
Scale range of the display	0,00 Ω - 50,0 kΩ
General information	
Safety guidelines	IEC 61010-1 300 V CAT II, EN 61557
Dimension	260 x 100 x 55 mm mm
Weight	0,800 kg
Power supply system	Battery - AA 1.5 V alkali, IEC-LR14 (6 incl. in scope of supply)
Measured frequency	125 Hz ± 1 Hz
Measured frequency earth resistance	125 Hz ± 1 Hz
Measured frequency clamp method	125 Hz ± 1 Hz
Measured voltage earth resistance	< 30 V effective sinusoidal
Measured voltage jaw method	< 30 V effective sinusoidal
Measuring current jaw method	< 20 mA effective
Measuring current earth resistance	< 20 mA effective
Measuring voltage	< 30 V effective sinusoidal
Measurement current	< 20 mA effective
Interface	USB
scale range jaw method	0,00 Ω - 2,0 kΩ
Storage spaces	500

Item	Part No.
ETest RE, earth resistance measuring device	52045013

Scope of supply	Part No.	Page
Test lead set	52046753	
Connecting cable USB to MINI DIN	52046754	
Ground spike (4)		
Carrying bag	52046755	

Accessories	Part No.	Page
Current probe	52046834	

Measuring heat *where nobody goes.*

Temperature measuring devices for tight areas.

Temperature measuring devices can measure temperatures quickly and safely from a distance. The products are set apart by extreme precision. The compact device design also permits measurements in tight areas.

If handled correctly, we offer a lifetime limited warranty on these products.



High optical resolution for sharp measurement.

- For measurements from -60 °C to +625 °C.
- Accuracy to ± 2 °C.
- With laser for locating target area.
- With adjustable emissivity.



■ For highly-precise temperature measurement: TG-2000.



- ▶ Highly-precise temperature measurements from a distance and in tight areas.
- ▶ **Precise focussing on measuring points even from long distances.**
- ▶ Connection port for type K temperature sensors.

Benefits:

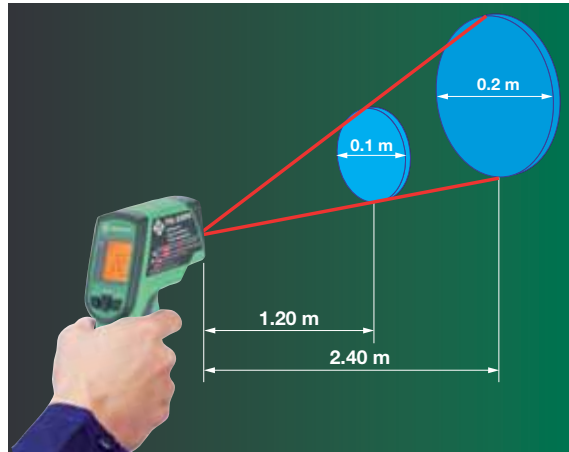
- ▶ Injuries and short circuits eliminated due to the distance during measurement.
- ▶ Temperature measurements can easily be taken even while the machine is operating.

■ Temperature measurement for constrained areas and from a safe distance.

- ▶ Adjustable emissivity for optimising measuring accuracy for numerous materials and surfaces.

Benefits:

- ▶ With an optical resolution of 12:1, you can measure accurate to 20 cm from a distance of 2.4 m.
- ▶ Under-ceiling measurements, for example, can easily be taken without a ladder.



Optical resolution 12:1 and associated measuring ranges.

■ The TG-1000 and TG-2000 in numbers.

	Optical resolution	Temperature measurement range	Accuracy	Laser	Type K sensors
TG-1000	12:1	-60 °C - 550 °C (-76 °F - 1022 °F)	±2% or ±2 °C (4°F)	single	
TG-2000	16:1	-60 °C - 625 °C (-76 °F - 1157 °F)	±2% or ±2 °C (4°F)	dual	Yes

TG-1000 Infra-red thermometer



Characteristics

- Safe, non-contact temperature measurement
- Display with background illumination for comfortable read-off in all work areas
- Temperature display selectable in Celsius (°C) or Fahrenheit (°F)
- Maximum/minimum temperature, difference and average measurements
- Laser pilot light for identification of the centre of the target measuring area

Suitable for

- A variety of materials through adjustable emissivity for optimising the measuring accuracy

Technical data	
Monitor	LCD
Optical resolution	12:1
Temperature measurement	-60 °C - 550 °C
Item	Part No.
TG-1000 Infra-red thermometer	52059365

TG-2000 Dual laser infra-red thermometer



Characteristics

- Safe, non-contact temperature measurement
- Display with background illumination for comfortable read-off in all work areas
- Temperature display selectable in Celsius (°C) or Fahrenheit (°F)
- Maximum/minimum temperature, difference and average measurements
- Twin laser for identification of the approximate diameters of the target measuring area
- Bush for type K thermoelement

Suitable for

- A variety of materials through adjustable emissivity for optimising the measuring accuracy

Technical data	
Monitor	LCD
Optical resolution	16:1
Temperature measurement	-60 °C - 625 °C
Item	Part No.
TG-2000 Dual laser infra-red thermometer	52059364

TPB Temperature probe for temperatures of -40° C to +204° C



Suitable for

- Surfaces, air and gases.
- Not for use with fluids and gels.

Technical data	
Sensor length	1 m ±5 mm (39.4" ±0.2")
Temperature measurement	-40°C to +204°C (-40.00°C to 203.89°C)
Thermoelement	Thermoelement type K
Item	Part No.
TPB Temperature probe for temperatures of -40° C to +204° C	50075926

TPI-1 Temperature probe for temperatures of -40° C to +800° C

Suitable for

- Use in liquids and gels.

Technical data	
Accuracy	0.75% or $\pm 2.2^{\circ}\text{C}$ (4°F)
Sensor length	120 mm ± 5 mm (4.72" ± 0.2 ")
Temperature measurement	-40°C to 800°C (-40°F to 775.00°F)
Thermoelement	Thermoelement type K
Item	Part No.
TPI-1 Temperature probe for temperatures of -40° C to +800° C	50065696



TPFSC Temperature probe for temperatures of -40° C to +500° C

Suitable for

- Measurement of flat or bevelled surfaces

Technical data	
Accuracy	0.75% or $\pm 2.2^{\circ}\text{C}$ (4°F)
Sensor length	120 mm ± 5 mm (4.72" ± 0.2 ")
Temperature measurement	-40°C to +500°C (-40°F to 932°F)
Thermoelement	Thermoelement type K
Item	Part No.
TPFSC Temperature probe for temperatures of -40° C to +500° C	50065700



Cables


on course.

Sound testing sensors for sheathed and unsheathed cables.

Sound testing sensors for cable and conductor identification allow cables to be detected within a bundle at a cross-connect point or at the remote end.

- ▶ In some cases using various tones for several conductors at the same time.
- ▶ Also without metallic contact with the receiver.

The devices enable cables and conductors to be quickly traced along a wall in full control panels and equipment rooms.



Simply connect the transmitter and cables can be quickly detected.

- Sound testing sensors for twisted pair, coaxial and contactless cables.
- For continuity tests and tracking cores and cables.
- Various sensitivities can be set for precise identification.



Acoustic testing sensor kit 701K-G
Characteristics

- For the identification of individual conductors or cables
- Talk battery supply
- Tone generator with crocodile terminals and RJ-11 plug
- 3-colour LED display (identifies WS call voltages)
- Weather-resistant design
- Tone generator with interchangeable tips
- Selectable wobble tone
- Polarity test
- Continuity test



Item	Part No.	
Acoustic testing sensor kit 701K-G	52047869	
Scope of supply	Part No.	Page
High-power sound generator 77HPCE	52055781	
Inductive amplifier 200 EP	52055782	
Bag	50086839	
Battery 9 V		

Premium Tone and Probe Kit 801K
Characteristics

- Talk battery supply
- Tone generator with crocodile terminals with pincushion and RJ-11 plug
- 3-colour LED display (identifies WS call voltage).
- Weather-resistant design
- Selectable wobble tone
- Continuity test
- Polarity test
- 50Hz filter function



Item	Part No.	
Premium Tone and Probe Kit 801K	50604660	
Scope of supply	Part No.	Page
77HP/6A Tone generator	50605034	
200FP filter sensor	50604678	
Bag 700C	50086839	
Battery 9 V		

Secure communication in the network.

Network measuring devices and testers.

Fast, precise and easy to use - these features make Greenlee's wiring and network service testers indispensable for technicians who install and maintain networks. The NETcat® Micro NC-100 is a wiring tester for testing data voice and video applications. The result is clearly shown on a backlit LCD display. In twisted-pair mode, even "split-pairs" faults can be found. An integrated sound generator combined with an inductive receiver enables laid cables to be quickly identified. The NETcat® Pro NC-500 also offers the option of TDR calibration - enabling you to determine the length of the cable without a problem.



Greenlee measuring devices and testers for the fast and simple testing of networks.

- Network cable tester.
- Built-in tone generator.
- Length measurement via TDR function.
- Backlit touchscreen display.



NETcat® Micro NC-100 is a wiring tester for testing data, voice and video cables

Characteristics

- Built-in tone generator
- Testing of twisted pair (UTP, STP) and coaxial cables
- Locating short-circuits, breaks, incorrect wiring and split pair errors
- Surge warning feature
- Digital, backlit display
- Telephone (RJ-12), LAN (RJ-45) and coaxial connector (F type) ports
- Integrated remote unit
- Three selectable sound signals for cable identification



Item	Part No.	
NETcat® Micro NC-100	52024541	
Scope of supply	Part No.	Page
Twisted pair, coax and crocodile clips/connecting cable		
Battery 9 V		

NETcat® Micro NC-100 in combination with inductive receiver 200EP for cable identification

Characteristics

- Telephone (RJ-12), LAN (RJ-45) and coaxial connector (F type) ports
- Integrated remote unit
- Three selectable tone signals for cable conductor identification
- Testing of twisted pair (UTP, STP) and coaxial cables
- Locating short-circuits, breaks, incorrect wiring and split pair errors



Item	Part No.	
NETcat® Micro NC-100 + 200EP	NC100EP	
Scope of supply	Part No.	Page
NETcat® Micro NC-100	52024541	657
Inductive amplifier 200 EP	52055782	
Carrying bag		
Battery 9 V		

NETcat® Pro NC-500, wiring and network service tester with TDR function



Characteristics

- Length measurement using TDR function up to 600 m
- Four selectable tone signals for cable identification
- Displays active network devices (PC or hub) in 10/100 Base-T networks
- NVP calibration
- ID detection of up to eight remote units with optional NC-510 accessory kit
- Testing of twisted pair (UTP, STP) and coaxial cables
- Locating short-circuits, breaks, incorrect wiring and split pair errors















Item	Part No.	Page
NETcat® Pro NC-500	52024556	
Scope of supply	Part No.	Page
Twisted pair, coax and crocodile clips/connecting cable		
Battery 9 V		

Accessories	Part No.	Page
7 Remote units ID2 - ID8, carrying bag incl.	52024661	






















Klauke®	Technical notes on the various crimping types	i-2
	Legend of pictograms used for connecting materials	i-3
	Special properties of connecting materials	i-4
	Material properties	i-4
	Electrical properties	i-4
	Mechanical properties	i-4
	Assignment of cables and conductors	i-5
	Processing instructions for connecting materials	i-6
	Assembly instructions for cable lugs and connectors	i-6
	Assembly instructions for sleeves for type VHR and VHD compacted conductors	i-7
	Processing instructions for reduction sleeves	i-7
	Assembly instructions for full tension Al/steel connectors to DIN 48085, part 3	i-7
	General notes	i-8
	Processing instructions for screw connectors	i-9
	Processing instructions for cable junction tap connectors	i-10
	Assembly instructions KSK1503	i-10
	Assembly instructions KSK504	i-11
	Assembly instructions for SKR1503 / SKR1204 / SKR1304 / SKR1504 / SKR150/1504 / SKR1854 / KSK1504 / KSK1854	i-12
	Structure of tap connectors SKR1204, SKR150/504, SKR150/1504 and SKR1854 for four conductor cables	i-13
	Structure of tap connector SKR1503 for three conductor cables	i-13
	Structure of tap connector KSK15041504 for four conductor cables	i-13
	Conversion tables	i-14
	Check-list for custom made cable lugs and connectors	i-15
	General technical information	i-16
	Cable pulling technology – Typical applications	i-16
	Measuring categories	i-17
	Metric cable glands EN 50262	i-18
	Holemaking systems	i-18
	Hydraulic punches	i-18
	Standards and norms	i-19
	Alphabetical Index	i-20
	Alphanumeric Index	i-24



■ Technical notes on the various crimping types

	Crimp	Description	Scope of application
	Hexagonal crimping	for crimping tubular copper cable lugs and connectors "standard type", tubular cable lugs for switchgear connections, compression cable lugs and connectors to DIN 46235/DIN 46267, aluminum cable lugs and connectors	6 - 1000 mm ²
	Indent crimping	for crimping tubular copper cable lugs and connectors "standard type", tubular cable lugs for switchgear connections, solderless terminals to DIN 46234 and pin cable lugs to DIN 46230, insulated solderless terminals, tubular cable lugs and connectors for fine stranded conductors, nickel tubular cable lugs and connectors, stainless steel tubular cable lugs and connectors	0.75 - 400 mm ²
	Oval crimping	for crimping tubular double compression cable lugs, C-clamps, insulated tubular cable lugs and connectors, insulated pin cable lugs and compression joints to DIN 48217, insulated cable connectors	0.1 - 185 mm ²
	Indent crimping	for crimping copper tubular cable lugs and connectors "standard type", tubular cable lugs for switchgear connections, tubular cable lugs and connectors for fine stranded conductors	6 - 400 mm ²
	Indent crimping	for crimping copper tubular cable lugs and connectors "standard type", tubular cable lugs for switchgear connections, nickel tubular cable lugs and connectors, stainless steel tubular cable lugs and connectors	4 - 95 mm ²
	Trapezoid crimping	for crimping cable end-sleeves and twin cable end-sleeves	0.14 - 240 mm ²
	Indent crimping	for crimping cable end-sleeves and twin cable end-sleeves	0.5 - 35 mm ²
	Square crimping	for crimping cable end-sleeves and twin cable end-sleeves	0.14 - 16 mm ²
	Roll crimping	for crimping non-insulated receptacles and cable end-sleeves DIN 46228, part 2	0.1 - 6 mm ²
	Round crimping	for crimping cable end-sleeves and twin cable end-sleeves of 90° and 120° sector-shaped conductors	0.14 - 16 mm ² 10 sm – 300 sm 35 se – 300 se
	Quad-point indent crimping	for crimping copper tubular cable lugs and connectors "standard type", tubular cable lugs for switchgear connections, tubular cable lugs and connectors for fine stranded conductors	10 - 300 mm ²
	Four point crimping	for crimping turned pin receptacles and pin connectors	0.1 - 4 mm ²
	Special trapezoid crimping	particularly for crimping cable end-sleeves with compacted fine stranded conductors	10 - 240 mm ²
	Gas-tight oval crimping	Crimp quality according to automotive standards	

Legend of pictograms used for connecting materials

	Designation
 blue connection	Tubular cable lugs and connectors, blue connection – Cu
	Tubular cable lugs and connectors – Cu, standard design
	Insulated cable lugs and connectors; “standard type”
	Tubular cable lugs and connectors for fine stranded conductors
	Tubular cable lugs and connectors for solid conductors
VA 	Tubular cable lugs and connectors – stainless steel
Ni 	Tubular cable lugs and connectors – Ni
DIN 	Compression cable lugs and connectors to DIN – Cu
	Solderless terminals, connectors and pin terminals to DIN – Cu
	Insulated solderless terminals
	Sleeves for compacted conductors and sector-shaped conductors – Cu
Aldrey 	Compression cable lugs and connectors for Aldrey cables
Al/St 	Compression cable lugs and connectors for Al/St cables
Al 	Compression cable lugs and connectors to DIN – Al
Al/Cu 	Compression cable lugs and connectors – Al/Cu
	C-clamps
	H-clamps
	Cable end-sleeves
	Twin cable end-sleeves
	Insulated cable connections
	Non-insulated receptacles

Material properties

Information on materials used for copper and aluminum cable lugs and connectors

- All copper tubular cable lugs, solderless terminals, pin terminals and the corresponding connectors are manufactured from Cu to DIN 13600.
- Cable end-sleeves to DIN 46228 part 1 and part 4 are manufactured from Cu to DIN EN 13600.
- Aluminum compression cable lugs and connectors are manufactured from E-Al 99.5 to DIN 1712.

Electrical properties

- The maximum current load of our cable connections in conjunction with insulated conductors can be found in the chart below.

Nominal cross-section mm ²	Group 1 One or more single-core conductors laid in conduits		Group 2 Multi-core conductors, e. g. sheathed conductors, conduit wires, lead-sheathed conductors, flat webbed conductors, flexible cables		Group 3 Overhead single-core conductors with clearance of at least their diameter	
	Cu (A)	Al (A)	Cu (A)	Al (A)	Cu (A)	Al (A)
0.75	–	–	12	–	15	–
1	11	–	15	–	19	–
1.5	15	–	18	–	24	–
2.5	20	–	26	–	32	–
4	25	–	34	–	42	–
6	33	–	44	–	54	–
10	45	–	61	48	73	57
16	61	48	82	64	98	77
25	83	65	108	85	129	103
35	103	81	135	105	158	124
50	132	103	168	132	198	155
70	165	–	207	163	245	193
95	197	–	250	197	292	230
120	235	–	292	230	344	268
150	–	–	335	263	391	310
185	–	–	383	301	448	353
240	–	–	453	357	528	414
300	–	–	504	409	608	479
400	–	–	–	–	726	569
500	–	–	–	–	830	649

Values applicable only at an ambient temperature of 30 °C

Mechanical properties

- The tensile strength of connections made in accordance with the processing instructions using our tools complies with DIN EN 61238-1.



Please note that crimping solderless cable connections using tools from other manufactures does not guarantee a proper connection. We recommend only the use of solderless cable connections from **Klauke**® using **Klauke**® tools.

■ Assignment of cables and conductors

a) Copper

■ Our copper cable lugs and connectors are suitable for connecting copper cables to DIN 48201, part 1 and copper conductors according to DIN EN 60228 (see chart).

b) Aluminum

■ Our aluminum cable lugs and connectors are suitable for connecting aluminum cables to DIN EN 50182 and aluminum conductors to DIN EN 60228 (see chart).

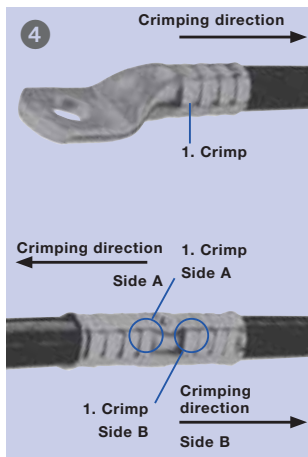


Sector-shaped conductors must be rounded with pre-rounding tools before assembly.

Cross-section compatibility chart for cable lugs and connectors for copper and aluminum conductors to

- VDE 0250
- DIN 48200
- DIN 48201 part 1, DIN EN 50182
- DIN EN 60228

Cross-section mm ²	Reference cross section	Cable Cu and Al		Stranded round conductor	Compacted round conductor		Solid conductor		Fine and superfine stranded conductor
	(mm ²)	DIN 48201 part 1, DIN EN 50182		VDE 0295, DIN EN 60228					
		Number of wires	Cable Ø (mm)	Conductor Ø (mm)	Conductor Ø min. (mm)	Conductor Ø max. (mm)	Conductor Ø min. (mm)	Conductor Ø max. (mm)	Cable Ø max. (mm)
0.5	-	-	-	1.1	-	-	-	0.9	1.1
0.75	-	-	-	1.2	-	-	-	1	1.3
1	-	-	-	1.4	-	-	-	1.2	1.5
1.5	-	-	-	1.7	-	-	-	1.5	1.8
2.5	-	-	-	2.2	-	-	-	1.9	2.3
4	-	-	-	2.7	-	-	-	2.4	2.9
6	-	-	-	3.3	-	-	-	2.9	3.9
10	10.02	7	4.1	4.2	-	-	-	3.7	5.1
16	15.89	7	5.1	5.3	-	-	-	4.6	6.3
25	24.25	7	6.3	6.6	5.6	6.5	5.2	5.7	7.8
35	34.36	7	7.5	7.9	6.6	7.5	6.1	6.7	9.2
50	49.48	7	9	9.1	7.7	8.6	7.2	7.8	-
50	48.35	19	9	-	-	-	-	-	11
70	65.81	19	10.5	11	9.3	10.2	8.7	9.4	13.1
95	93.27	19	12.5	12.9	11	12	10.3	11	15.1
120	116.99	19	14	14.5	12.5	13.5	11.6	12.4	17
150	147.11	37	15.8	16.2	13.9	15	12.9	13.8	19
185	181.62	37	17.5	18	15.5	16.8	-	-	21
240	242.54	61	20.3	20.6	17.8	19.2	-	-	24
300	299.43	61	22.5	23.1	20	21.6	-	-	27
400	400.14	61	26	26.1	22.9	24.6	-	-	31
500	499.83	61	29.1	29.2	25.7	27.6	-	-	35
625	626.2	91	32.6	33.2	29.3	32.5	-	-	39
800	802.09	91	36.9	37.6	-	-	-	-	-
1000	999.71	91	41.1	42.2	-	-	-	-	-



Assembly instructions for cable lugs and connectors

- 1 Strip conductor in line with insertion depth (+ 10 % because of length change of crimp sleeve).
- 2 The conductor ends must be cleaned mechanically prior to assembly.
- 3 Insert conductor fully into cable lug or connector.
- 4 Observing the crimping direction, crimp the cable lug or connector using the appropriate tools. The crimping direction for cable lug and connector is indicated in the diagram opposite.
- 5 Remove excess compound emerging from aluminum cable lugs and connectors.

We recommend the following number of crimps for individual cross sections:

Cross-section mm ²	Tubular cable lugs		Cable lugs to DIN 46235		Al cable lugs	
	5 mm Crimping die	width Crimping dies	5 mm Crimping die	width Crimping dies	7 mm Crimping die	width Crimping dies
6	1		2			
10	1		2			
16	1	1	2	1	4	2
25	2	1	2	1	4	2
35	2	1	2	1	5	2
50	2	1	3	1	5	2
70	2	1	3	1	6	3
95	2	1	4	2	6	3
120	2	1	4	2	6	3
150	2	1	4	2	6	3
185	2	1*	4	2	6	3
240	4	2	5	2	8	3
300	4	2	5	2 (17 mm)** 5 (7 mm)***	8	3
400	4	2		3		4
500				3		4
625				3		
800				3		
1000				3		

* when using quad-point indent crimping (HK60VP, EK 60 VP/FT-L etc.)
Number of crimping operations: 2

** Crimp with crimping dies of Series 25 and Series 45

*** Crimp with crimping dies of Series 13

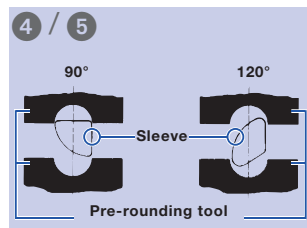
■ Processing instructions for sleeves for compacted and sector-shaped conductors, types VHR and VHD

We recommend the use of additional VHR and VHD sleeves for compacted round conductors to ensure that the tubular cable lugs and connectors fit accurately.

For sector-shaped conductors, we recommend the use of additional sector sleeves VHR 3 or VHR 4 and VHD 3 or VHD 4 with Cu cable lugs and connectors to prevent the conductor recoil. Sleeves need to be rounded with pre-rounding tools.

Please note:

- 1 Ensure that the conductor is deformed as little as possible when cutting to length.
- 2 Strip the conductor insulation in line with the insertion length.
- 3 Slip the sleeve up to the front cut edge of the conductor.
- 4 Place the conductor and sleeve in the pre-rounding tool as per the diagram.
- 5 Crimp the sleeve
 - a) Crimping operation as per the diagram (1st pre-crimp)
 - b) Crimp turned through 90° (2nd pre-crimp)
 - c) Crimp turned through 30° (finish-crimp)
 - d) Crimp turned through 30° as required (finish-crimp)




■ Instructions for fitting reduction sleeves

Only wide hydraulic crimping dies to be used when crimping more than two cross-sections.

■ Assembly instructions for full tension Al/steel connectors to DIN 48085, part 3

The connectors consist of an Al sleeve (E-Al 99.5) and a soft steel sleeve (St 52).

- 1 Straighten cable ends, remove dirt and any oxide layer.
- 2 Slip the Al-compression joint onto one of the cable ends.
- 3 Tie off the cable end and strip the Al cores.
- 4 Tie off Al and steel cores.
- 5 Slip on the steel sleeve and crimp through according to the crimping marks.
- 6 Slide the Al sleeve centrally over the crimped steel sleeve and crimp according to the crimping marks.
- 7 Remove excess compound after crimping the connector.



Caution: Do not crimp in the centre, in the area of the steel connector. Do not crimp in the area of the cones.



Warning: The compound must not be removed, either fully or partially, prior to assembly.

The tool dies can be assigned either by colour-coding, or preferably based on the code assigned to the cross-section. The dies for the steel sleeve have a black finish, those for the Al sleeve are zinc-coated.

General information:

The crimping process has to be continued until the dies are completely closed, otherwise a proper crimp cannot be guaranteed.

■ General information

Crimping dies:

The dies of series K 18, EK 50/18-L, PK 18, HK 18 and THK 18 and series HK 252, PK 252, HK 252 EL correspond in terms of external dimensions to DIN 48083 parts 1 and part 3 respectively.

The hexagonal dimensions of all interchangeable dies for manual and hydraulic tools of series D (i. e. for DIN cable lugs and connectors 46235 and 46267) and A (Al cable lugs and connectors, as well as Al-Cu cable lugs and connectors) are to DIN 48083 part 4.

Surfaces:

All above mentioned dies are supplied "chrome-yellow" for copper and "galvanized" for aluminum and nickel.

Respect the following maximum cross-sections when crimping connectors using crimping tools K18, PK18, EK 50/18-L and HK 120/30 and EK 120/30-L:

K 18, EK 50/18-L and PK 18 connector type / crimping dies	Max. cross section mm ²	HK 120/30 and EK 120/30-L connector type / crimping dies	Max. cross section mm ²
Cu standard version, R-series	95	Cu standard version, R-series	185
Cu DIN and high-tensile version, D-series	70	Cu DIN version, D-series	150
Al version, A-series	70	Al version, A-series	120
		Al for high-tensile version, A-series	95



The following tools do not provide a code no. on crimps:

EK 60 VP-L, EK 60 VP/FT-L, HK 60 VP, HK 60 VPFT, PK 60 VP and PK 60 VPFT.

The following tightening torques apply for screws and bolts of strength category 8.8 as specified by DIN EN 61238:

Size of thread	Tightening torque (Nm)	Size of thread	Torque (Nm)
M 5	5	M 12	75
M 6	9	M 14	120
M 7	15	M 16	190
M 8	22	M 20	380
M 10	44		

■ Assembly instruction for screw connectors

Because they are detachable connecting elements, screw connectors are used preferably for heat-shrunk or cast resin joints. However, they also can be used in all other types of cable joints. Four-screw connectors are especially suitable for multi-stranded conductors, since the longer connector length increases the transverse conductance of the individual wires and the contact resistance decreases accordingly. In addition, higher pull-out values are achieved. Barrier type four-screw connector clamps are suitable for cables with mass-impregnated paper insulation.

In an electrolyte-free, e.g. dry environment, aluminum as well as copper conductors can be combined. This also applies in combination with heat-shrunk hoses. If conductors of different materials (e.g. Cu and Al cables) have to be connected, a barrier type connector is recommended.

While identical types of cables (e.g. NAYY-NAVY) can be used with non-barrier types of connectors for unequal cables (e.g. NAYY-NAKBA), plastic or earth cables, the use of connectors with barrier as an oil stop is recommended.

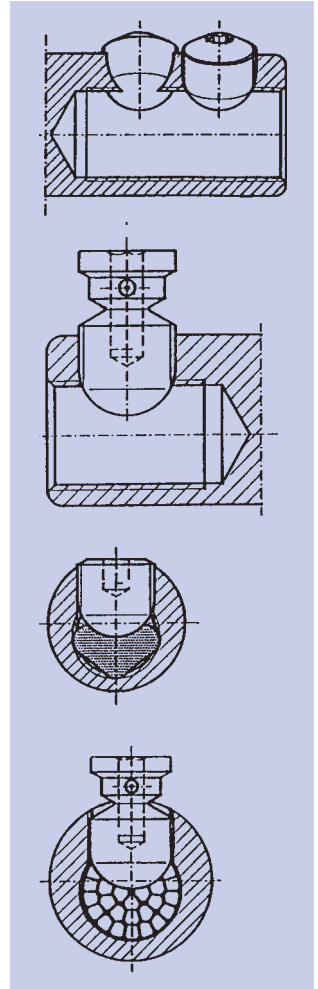
Insertion depth of conductors is controlled either by the conductor stop at the barrier, or by inspection hole on screw connectors without barrier.

In addition to the conventional screw connectors, we offer screw connectors with shear-off heads. The benefit of this design is the defined tightening torque, which is pre-determined by the maximum transferable torque at the rated breaking point. This contact force defined by the manufacturer guarantee optimum electrical and mechanical properties (DIN EN 61238). No torque wrenches are required for assembly of this connector type.

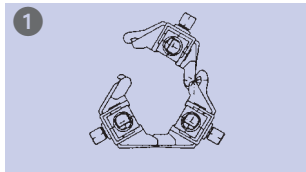
With standard screw connectors, the required contact pressures are reached at approx. 80 % of the specified torque. Over-crimping beyond the torque specified for the connector must be avoided.

The cross-grooves on the conductor channels allow high tensile forces to be transmitted. The tensile forces of our screw connectors correspond to compression joints to DIN 46267, part 2, with identical cross section.

The screws are treated with a high-gliding, molybdenum sulphide-based lubricant. This guarantees adequate contact pressure with a relatively low tightening torque.

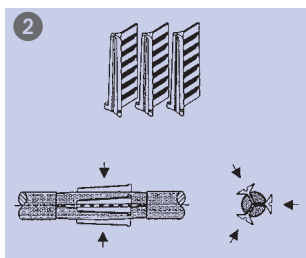


■ Assembly instructions KSK1503

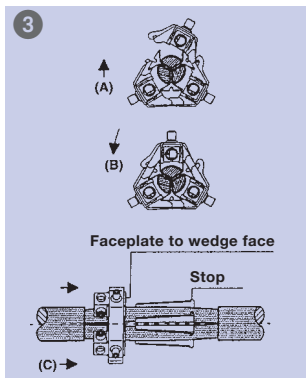


- 1 Strip cable to DIN 47630.
Comes with open snap-closure.

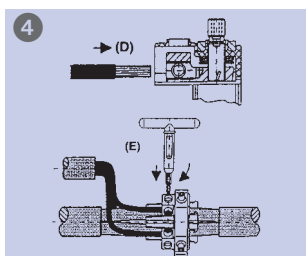
If opening is required due to inadvertent closing, open ring parts by hand against snapping direction.



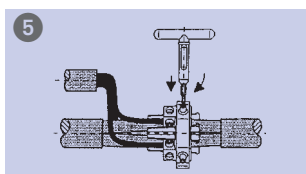
- 2 Place spacer wedges between conductors.
Expander wedges help to spread the conductors.



- 3 (A) Place clamping ring on the main conductor cable.
(B) Push clamping ring halves against the wedges.
(C) Slip ring onto wedges hand-tight. It does not need to be pushed up to the stop.



- 4 (D) Strip tap conductor.
(E) Insert phase conductor into tap hole and tighten.



- 5 Shear-off screws to be tightened until seated on insulation.
■ Contact by alternating and uniform tightening until heads shear off.
■ Shear-off screws ease assembly operation. However, alternating and uniform tightening of screws is still required to ensure careful assembly. Remove sheared-off heads from gland. Once sheared-off, screws cannot be loosened.

Three conductor cable

Cross-section	Recommended bare length*
50 - 95 mm ²	200 mm
50 - 185 mm ²	320 mm

* **Observe assembly instructions of gland manufacturer!** On sets with off-centre bulge (largest gland diameter), spacer wedges must also be placed off-centre.



Attention! Insert wrench fully into hexagon screw! Tap conductors below 16 mm² are recommended to be clamped with kinked ends.

Structure of the tap connector KSK1503 for three conductor cable

Structure	Material
1. Ring:	
1.1 Upper part	High-strength aluminum alloy
1.2 Lower part	High-strength aluminum alloy
2. Contact block:	
2.1 Threaded bolt (main conductor)	E-copper, tin-plated
2.2 Pressure bolt (tap conductor)	Steel, tin-plated
2.3 Insulation housing	High-strength plastic
2.4 Washer	Steel
2.5 Disc spring stack	Spring steel, black-finished
2.6 Contact segment	Copper alloy
3. Spacer wedge	High-strength plastic

Assembly instructions for KSK504

- 1 Bare conductor and insert wedge. Make sure that wires are tight to wedge.

Type	Recommended bare length*
KSK504	90 mm

* Observe assembly instructions of gland manufacturer!
Comes with open snap-closure.

If opening is required due to inadvertent closing, open ring parts by hand against snapping direction.

- 2 Place spacer wedges between conductors.
Expander wedges help to spread the conductors.
- 3 (A) Place clamping ring on the main conductor cable.
(B) Push clamping ring halves against the wedges.
(C) Push ring onto spacers. If wedges or two piece insulator are used, push on ring only hand-tight.
It does not need to be pushed up to the stop.
- 4 (D) Strip tap conductor.
(E) Insert phase conductor into tap hole and tighten.

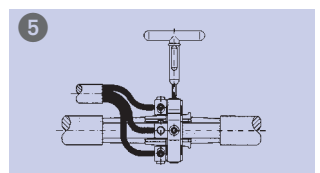
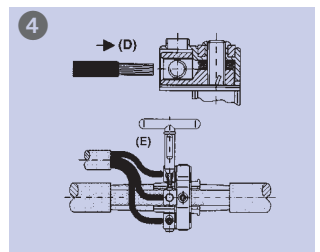
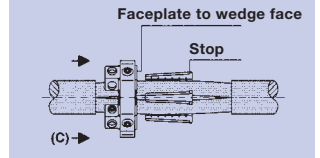
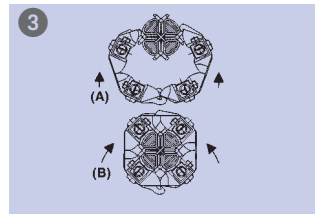
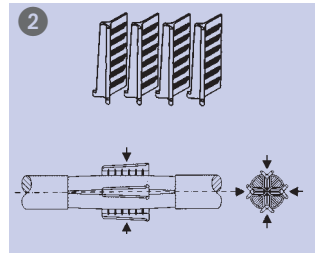
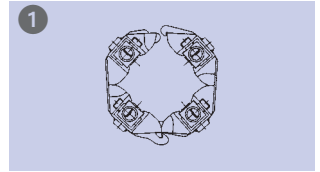


Attention! Insert wrench fully into hexagon screw! Tap conductors below 16 mm² are recommended to be clamped with kinked ends.

- 5 Shear-off screws to be tightened by alternating and uniform actions until seated on insulation.

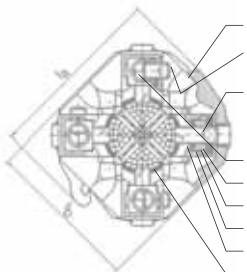
Contact by alternating uniform tightening.

Maximum tightening force is achieved when a perceptible resistance is felt after cutting through insulation (stop), caused by penetration of bolt into conductor surface. Recommended tightening torque is approx. 15 Nm (1.5 kpm).

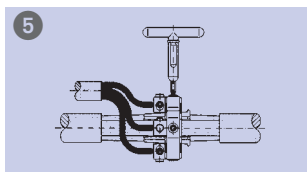
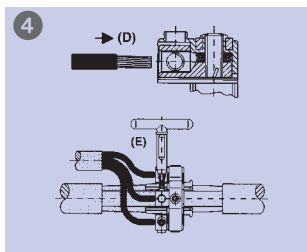
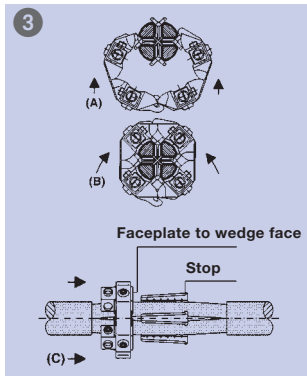
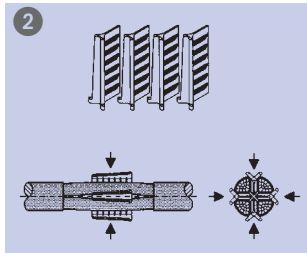
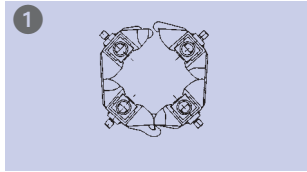


Structure of the tap connector KSK504 for four connector cables

Structure	Material
1. Ring:	
1.1 Upper part	High-strength aluminum alloy
1.2 Lower part	High-strength aluminum alloy
2. Contact block:	
2.1 Threaded bolt (main conductor)	E-copper, tin-plated
2.2 Pressure bolt (tap conductor)	Steel, tin-plated
2.3 Insulation housing	High-strength plastic
2.4 Washer	Steel
2.5 Disc spring stack	Spring steel, black-finished
2.6 Contact segment	Copper alloy
3. Spacer	High-strength plastic



**Assembly Instructions for:
SKR1503 / SKR1204 / SKR1304 / SKR1504 /
SKR150/1504 / SKR1854 / KSK1504 / KSK1854**



- 1 Strip cable to DIN 47630.

Comes with open snap-closure.
If opening is required due to inadvertent closing,
open ring parts by hand against snapping direction.

Three conductor cable

Cross-section	Recommended bare length*
50 - 95 mm ²	200 mm
50 - 185 mm ²	320 mm

Four conductor cable

Cross-section	Recommended bare length*
50 - 120 mm ²	120 mm
50 - 185 mm ²	160 mm

* **Observe assembly instructions of gland manufacturer!** On sets with off-centre bulge (largest gland diameter), spacer wedges must also be placed off-centre.

- 2 Place spacer wedges between conductors.
Expander wedges help to spread the conductors.
- 3 (A) Place clamping ring on the main conductor cable.
(B) Push clamping ring halves against the wedges.
(C) Slip ring onto wedges hand-tight.
It does not need to be pushed up to the stop.
- 4 (D) Strip tap conductor.
(E) Insert phase conductor into tap hole and tighten.

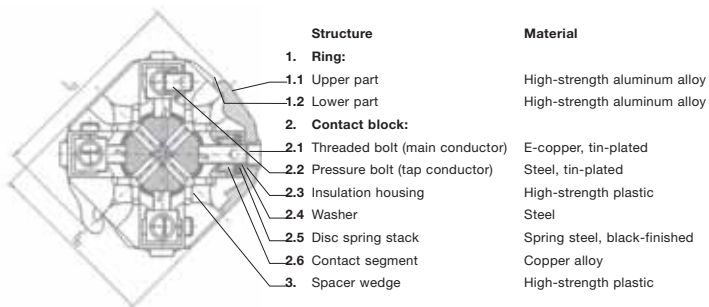
Attention! Insert wrench fully into hexagon screw! Tap conductors below 16 mm² are recommended to be clamped with kinked ends.

- 5 Shear-off screws to be tightened by alternating and uniform actions until seated on insulation.

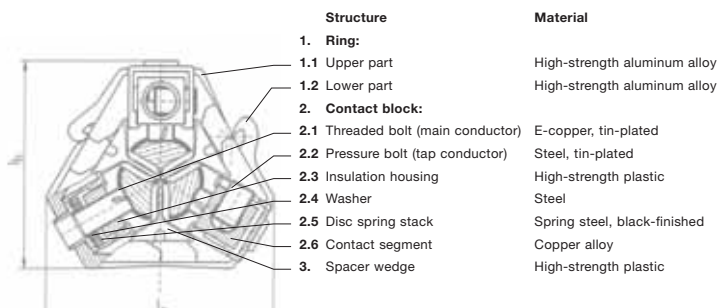
Contact by alternating uniform tightening.

Maximum tightening force is achieved when a perceptible resistance is felt after cutting through insulation (stop), caused by penetration of bolt into conductor surface. Recommended tightening torque is approx. 20 Nm (2 kpm).

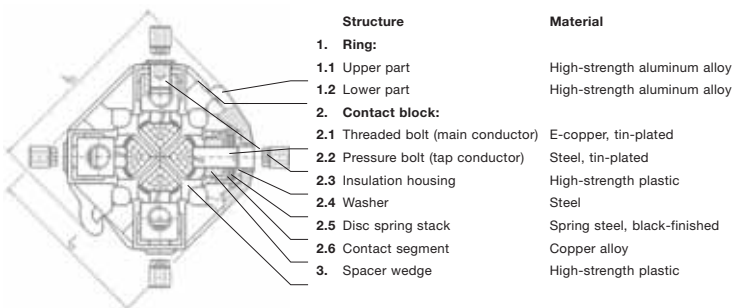
■ Structure of the tap connectors SKR1204, SKR150/504, SKR150/1504 and SKR1854 for four connector cables



■ Structure of the tap connector SKR1503 for three connector cables



■ Structure of the tap connector KSK1504 for four connector cables



■ Assignment of conductor cross sections (AWG or MCM sizes to mm²)

AWG	Metric conductor cross-section mm ²	Comparable conductor cross-section mm ²	MCM	Metric conductor cross-section mm ²	Comparable conductor cross-section mm ²
27	0.102	–	250	127	120
26	0.128	0.14	300	152	150
25	0.163	–	350	177	185
24	0.205	0.2	400	203	–
23	0.259	0.25	500	253	240
22	0.325	0.34	600	304	300
21	0.412	–	700	355	–
20	0.519	0.5	800	405	400
19	0.653	–	900	456	–
18	0.823	0.75	1000	507	500
17	1.04	1	1250	633	625
16	1.31	–	1500	760	800
15	1.65	1.5	1750	887	–
14	2.08	–	2000	1010	1000
13	2.63	2.5			
12	3.31	–			
11	4.15	4			
10	5.27	6			
9	6.62	–			
8	8.35	–			
7	10.6	10			
6	13.3	–			
5	16.8	16			
4	21.2	–			
3	26.7	25			
2	33.6	35			
1	42.4	–			
1/0	53.4	50			
2/0	67.5	70			
3/0	85	95			
4/0	107.2	120			

■ British and American units of measurement

Length units		Area units		Volume units		Fluid volume units		Weight	
1 mil	0.0254 mm	1 sq. in.	645.1 mm ²	1 cu. in.	16.386 cm ³	1 pint	0.568 l	1 grain	0.059 g
1 inch	25.4 mm	1 sq. ft.	0.093 m ²	1 cu. ft.	0.028 m ³	1 quart	1.136 l	1 ounce	28.349 g
1 foot	0.3048 m	1 sq. yd.	0.836 m ²	1 cu. yd.	0.764 m ³	1 brit. gallon	4.554 l	1 pound (lb)	0.454 kg
1 yard	0.9140 m					1 am gallon	3.785 l	1 brit. ton	1.016 t
1 mile	1.6090 km					1 quarter	290.790 l	1 am. ton	0.907 t
						1 bushel	36.350 l		

■ Check-list for custom made cable lugs and connectors

Customer / Company: Customer No.:

Address: Fax:

Contact person: Tel.:

Drawings and dimensions: Please fill in all required dimensions (see dimension chart) and necessary data.

Cable lug

Cable lug with two holes in palm

Cable lug with hook
right

left

Angle cable lug from 30° to 90°

Cable lug with angle up to 30°

Connector

Parallel connector

Number of butt marks: 0 / 1 / 2 /

Other types acc. to your sketches/remarks:

Dimension chart (please state nominal dimensions in "mm"):

Dimension d1 Dimension l
 Dimension d4 Dimension l1
 Dimension d2 Dimension l3
 Dimension a
 Dimension b
 Dimension c1 Angle x
 Dimension c2

Technical data

Type of conductor (if known):

Cross-section (cable):

Inspection hole (on cable lugs): Tubular cable lug Compression cable lug
 Surface: bright tin-plated nickel-plated

Other:

Material: Cu Al

Other:

Commercial Data

Batch size / Annual requirement:

Requested delivery date:

Sample: Yes No

Test report of first sample: Yes No

Additional agreements:

Date: Signature (customer):

■ Cable pulling technology – Typical applications

Type	Tape diameter	Tube diameter	Pressure energy	Min. curve radius	Breaking strength	Tensile force with start/end sleeve	Recommended length
	ø mm	ø mm	Kg	mm	Kg	Kg	m
Speedy Spinner	3	16 - 32	+++	160	400	110	20-30 (+ 2-3)
Smart Butler	4.5	40 - 60	+++	310	1200	>200	40-60 (+ 3-5)
Smart Butler	6	50 - 80	+++	400	2000	>300	40-80 (2-3)
Smart Butler	7.5	63 - 100	+++	500	3000	>400	20-30 (+ 3-5)
	9	63 - 125	+++	620	4500	>500	20-30 (+ 3-5)
	11	63 - 150	+++	770	7500	>700	150-250 (+ 3-5)
Polyester	4.5	16 - 32	+++	100	250	140	10-25
Nylon, Perlon®	4	16 - 25	+	80	280	120	10-20
Steel	4	16 - 25	+	100	900	115	10-20

■ for trade □ for industry

Measurement Categories

Protective values which greatly exceed the nominal capacity of a system are stipulated in the standards of the IEC categories. Without this additional protection, transient overvoltages which occur with increasing regularity may cause serious or fatal injuries.

Measurement Category I

is the signal level for telecommunications and electronic equipment.

Measurement Category II

is the local level for permanently connected devices or devices not operated by means of a fixed connection - including all types of illumination from household devices to office equipment such as copy machines. Can also be used in Category I ranges.

Measurement Category III

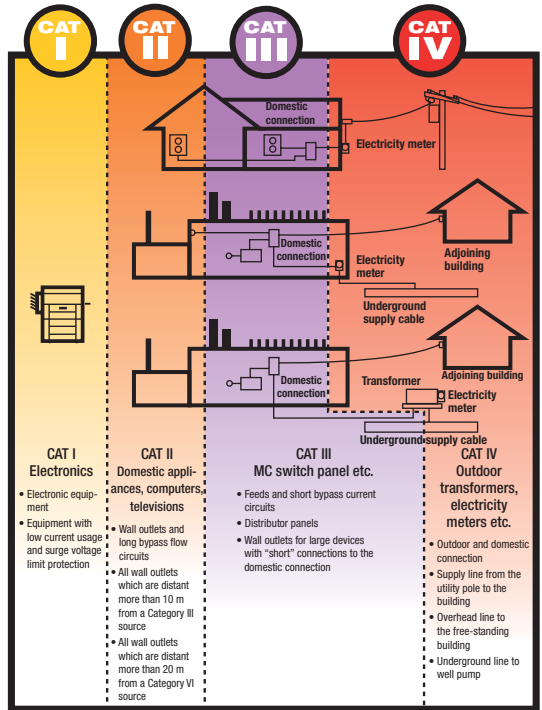
is the distribution level for fixed main or bypass flow circuits. These electric circuits are usually separated by at least one level of transformer barrier of Category IV (public utility or other high-voltage power source). Can also be used in Category II and Category I ranges.

Measurement Category IV

is the main electric supply level. Greenlee is setting new standards by offering equipment that meets the highest protective values of IEC standards and which are certified accordingly. Can be used in all category ranges.

Greenlee equipment – checked and certified for compliance with norms by an independent party. This catalogue states the category for many Greenlee devices, indicating that these devices comply with the various IEC categories (II, III or IV). All these references represent the categories confirmed in tests by independent testing organisations – giving you additional assurance.

The right type of protection for the task at hand. No matter where you may need overvoltage protection – select a device which has at least the nominal capacity suitable for the work you are carrying out.



■ Metric cable glands for electrical installation EN 50262

The new European standard EN 50262 defines conditions for all manufacturers of electrical appliance housings and all electrical installation.

It's scope includes cables and conductors for control cabinets, distributor housings, junction boxes, domestic connections, installation boxes, equipment housings etc.

EN 50262 replaces the Pg thread (steel tank pipe thread) used for all housing designs for decades with a metric thread. Sizes Pg 7 to Pg 48 are being replaced by ISO M 6 to M75.








Greenlee holemaking tools in ISO sizes acc. to EN 50262

ISO sizes	mm	Slug-Buster® punch	Slug-Splitter® punch	HSS hole saws	Step bits	Kwik Change® HM saws
12	12.5	✓				
16	16.5	✓	✓		✓	
20	20.5	✓	✓	✓	✓	✓
25	25.5	✓	✓	✓	✓	✓
32	32.5	✓	✓		✓	
40	40.5	✓	✓		✓	
50	50.5	✓	✓	✓		✓
63	63.5	✓	✓	✓		✓

■ Holemaking systems

Round punch	Operation	Capacity	Hole size
Slug-Buster®	Manual, hydraulic punches	max. 3.0 mm in St 37	12.5 to 64.0 mm
Slug-Splitter®	Hydraulic punches	max. 3.5 mm in V2A	15.2 to 64.0 mm
Speed Punch™	Hydraulic punches	3.5 mm in St 37	16.2 to 64.0 mm
Standard	Manual, hydraulic punches	max. 3.0 mm in St 37	66.7 to 143.7 mm
Special shaped punches	Operation	Capacity	Hole size
Special shaped punches	Manual, hydraulic punches	max. 3.0 mm in St 37 or 1.5 mm in V2A	See data for the individual punches

■ Hydraulic punches

			Description
	LS 50-L Flex Battery powered hydraulic punching tool	LS50LFLEX	- with micro-processor control - 60 kN punching force - punches up to 3.0 mm St 37 and up to 3.5 mm V2A, depending on hole size
	LS 60-L Battery powered hydraulic punching tool	LS60L	- with micro-processor control - 60 kN punching force - punches up to 3.0 mm St 37 and up to 3.5 mm V2A, depending on hole size
	Hydraulic punch Quick Draw™ 7804E	50342916	- ideal for fast, frontal punching - 80 kN punching force - punches up to 3.0 mm St 37 and up to 3.5 mm V2A, depending on hole size
	Hydraulic punch Quick Draw 90™ 7904E	50342991	- rectangular cylinder head rotatable around 180° - maximum flexibility in narrow working spaces - 80 kN punching force - punches up to 3.0 mm St 37 and up to 3.5 mm V2A, depending on hole size
	Hydraulic punch with hand pump	50159062	- compact design of punch, pump and cylinder - 110 kN punching force - punches up to 3.0 mm St 37 and up to 3.5 mm V2A, depending on hole size
	Hydraulic punch with foot pump	50250973	- foot pump leaves both hands free for operating the punch - 110 kN punching force - punches up to 3.0 mm St 37 and up to 3.5 mm V2A, depending on hole size
	Hand hydraulic punch Flex Draw	52033843	- rectangular cylinder head rotatable around 180° - maximum flexibility in narrow working spaces - 80 kN punching force - punches up to 3.0 mm St 37 and up to 3.5 mm V2A, depending on hole size

■ Standards for cabling

A number of standardisation committees that define the technical features of cabling systems have been in existence since 1993. These directives must be observed when planning and setting up networks. Full volumes can be obtained from specialist bookshops.

■ International standards

International Standards are published by the ISO (International Standards Organisation). In Europe these international directives are used for information purposes.

ISO/IEC IS 11801 Description of the performance requirements for a general cabling system

IEC 1156 Multi-core and symmetrical conductors for digital message transmission

IEC 1156-1 Basic specification

IEC 1156-2 Framework specification for service cables IEC1156-3 Framework specification for patch and equipment connecting cables

IEC 1156-4 Framework specification for building connecting and rising cables

■ European standards

In collaboration with national standard institutes, the European Committee for Electrical Standardisation CENELEC (Comite Europeen de Normalisation Electrotechnique) has published European standards that are based on the international ISO/IEC 11801 and hence normative for Europe.

EN 50173 Description of the performance requirements for a general cabling system (EN 50173 also refers to HD 608 and also EN 55022)

608 General specification for symmetrical conductors for digital message transmission

EN 50167 Framework specification for service cables

EN 50168 Framework specification for patch and equipment connecting cables

EN 50169 Framework specification for building connection and rising cables

EN 55022 Framework specification for electromagnetic compatibility (EMC). This specification contains threshold values and measuring procedures for radio interference of data processing equipment.

■ American standards

The American standards are published by the EINTIA (Electronic Industries Association / Telecommunication Industries Association) an American Joint Venture.

TSB 36 Framework specification for symmetrical data cables (100 Ohm, unsheathed)

TSB 40 Framework specification for passive components (100 Ohm, unsheathed)

EIA/TIA 568 Framework specification for cabling systems



A		Compression cable lugs to DIN	72-73, 108-110
Accessories for hydraulic pumps	402-407	Compression joints to DIN	79-83, 110-129
Adapter 1/4" / 3/8"	495	Control cabinet key	503
Angle compression cable lugs	74-77	Crimping dies blue connection®, Series 13	442
Assortment box	198-211	Crimping dies blue connection®, Series 22	433
Assortments and sets	467-500	Crimping dies blue connection®, Series 4	416
B		Crimping dies blue connection®, Series 5	422
Ball-point head screwdriver	492, 498	Crimping dies, Series 13	443-448
Basic tools	503-507	Crimping dies, Series 18	427-432
Batteries and mains sets	397-399	Crimping dies, Series 22	434-441
Batteries, Li-Ion	398	Crimping dies, Series 25	449-454
Batteries, NiMH	397	Crimping dies, Series 4	417-421
Battery chargers	399-401	Crimping dies, Series 45	455
Battery powered hydraulic bolt cutter	338-339	Crimping dies, Series 5	422-426
Battery powered hydraulic crimping tool	308-334	Crimping dies, Series 50	414-415
Battery powered hydraulic crimping tools	308-334	Crimping tool	524
Battery powered hydraulic cutting tools	338-352	Crimping tool for insulated cable connections	232-234
Battery powered universal tool	356-358	Crimping tool, Multi-Contact-Plug-in system	253-254
Bi-metallic washers	129	Cross-connectors, Cu	43, 53
Bit sets	500	Cutter knife	506
Bits	493-495	Cutting dies, series 18	432
Blue connection	24	D	
BNC Crimping tool	252	Designation rings	161
Butt connectors, Cu	40, 50-52	Digital display	406
Butt connectors, blue connection, Cu	28-29	Digital multimeter	624-632
Butt connectors, Ni	67	Double compression cable lugs	78
Butt connectors, stainless steel	65	E	
C		E-Smart box	470
C-Clamps	139-140	Engineer's hammer	504
Cable cutters	484	F	
Cable end-sleeves to DIN	154-156	Face mask	471
Cable end-sleeves to DIN, Cu	154-156	Fitting wrench	488
Cable junction tap connectors	147-150	Flexible circuit distributors	192
Cable knife	474, 505, 520	Flexible connectors	190-192
Cable lugs, punched Cu	134	Flexible connectors	190-191
Carburettor screwdriver	492	Folding rule	501
Chalk	502	Fully-insulated tools	476-479
Chalk line	502	H	
Clamp meters	637-638	H-Clamps	140
Cleaning brush	474	Hand saw	505
Coax wire stripper	523	Hand-operated cutting tool	268-274
Combination pliers, heavy duty	484	Hand-operated hydraulic crimping tool	286-296
Combination shears	506	Hand-operated hydraulic crimping tools	286-296
Combination spanner set	500	Hand-operated hydraulic cutting tools	297
Compound	140	Hand-operated hydraulic universal tool	354
Compression cable lugs - Al/Cu	124-126	Hard-shell tool case	512

Hydraulic crimping heads	362-374	N	
Hydraulic crimping heads	362-374	NH safety handle with guard	471
Hydraulic crimping heads	362-374	Non-insulated multiple tabs	189
Hydraulic crimping tool	388-391	Non-insulated receptacles	185-189
Hydraulic cutting head	375-379	Non-insulated receptacles	184-186
Hydraulic cutting heads	392-393	Non-insulated tabs	186-189
Hydraulic cutting heads	375-379	P	
Hydraulic cutting tool	392-393	Parallel connectors, Cu	41
Hydraulic oil, special	402	Parallel groove clamps for tap off connections - Cu	137-138
Hydraulic pumps	381-385	Phase tester	466
Hydraulic universal head	355	Photovoltaic crimping tools	253-255
I		Pin terminals to DIN, Cu	93
Insulated butt connectors	183	Pipe screw sleeves	135
Insulated butt connectors, Cu	46	Plastic case	216, 229
Insulated cable connections	174-184	Plastic clamp	472
Insulated cable end-sleeves	157-162	Pliers	460-488
Insulated end-splices	182	Pliers set	495-496
Insulated parallel connectors	184	Pocket boxes	200-205
Insulated pin receptacles	177-178	Polyamide connectors	191
Insulated pin receptacles sleeves	176-177	POS packaging	26
Insulated pin terminals	91, 176	Punched cable lugs, Cu	134
Insulated receptacles	179-181	R	
Insulated screw connector	145-146	Reducing sleeves, Cu	83
Insulated solderless terminals	90-94, 174	Reduction compression joints - Al	112-116
Insulated stand mat	472	Rubber towel	472
Insulated tabs	182	S	
Insulated tubular cable lugs, Cu	44-46	Safety cutting devices	394-395
Insulated twin cable end-sleeves	162-163	Safety tools	472-475
Insulating sleeves	187	Screw connectors	141-147
Interface kit, for downloading data	633	Screwdrivers	490-492
L		Screwdrivers, VDE	464-466
Long nose pliers	485	Side cutters	485-486, 489
M		Sledge hammer	504
Magnetic holder	494	Sleeves for compacted conductors	103
Mains adapter	399	Sleeves for sector shaped conductors	104-105
Marking pen	502	Slotted screwdriver	490
Measuring and marking	501-502	Solderless connector to DIN	95-96
Measuring tape	501	Solderless terminals to DIN, Cu	88-89
Mechanical bit holder	495	Solderless terminals, fork and pin type	92-94
Mechanical crimping tool	222-234, 240-264	Solderless terminals, insulated	90-91
Mechanical crimping tools	222-234, 240-264		
Mechanical crimping tools	235-239	SORTIMO	199, 211, 316, 318, 322, 328, 344, 356, 507, 550
Mechanical crimping tools with interchangeable dies	256-264	Speed Nut	546
Mechanical cutting tools	265-275	Speed Punch	558

Alphabetical Index

Spirit level	501
Steel carrying case	213-216
Stripping tool	520
T	
T-connectors, Cu	42, 52
Telephone pliers	486-487
Tool chest	480, 508-525
Torque wrench	476
Torque wrench set	498-499
TORX® screwdriver set	497
TORX® TR screwdriver	491
Tubular angle cable lugs, Cu	36-39, 49-50
Tubular cable lug, Ni	66-67
Tubular cable lugs	32-35
Tubular cable lugs and connectors - nickel	66-67
Tubular cable lugs and connectors - stainless steel	64-65
Tubular cable lugs and connectors for fine stranded conductors	47-50
Tubular cable lugs and connectors for solid conductors	51-53
Tubular cable lugs for switchgear connections	54
Tubular cable lugs, blue connection®	26-27
Tubular cable lugs, Cu	32-35, 47-51
Tubular cable lugs, stainless steel	64
U	
Universal knife	506
USB adapter	408
V	
VDE Cable cutter	460
VDE High-leverage combination pliers	460
VDE Pliers set	466-467
VDE Pliers/Screwdriver set	467
VDE Screwdriver set	468-469
VDE Side cutters	461-462
VDE Telephone pliers	462-463
VDE Water pump pliers	463
VDE Wire stripper	463-464
W	
Water pump pliers	487-488
Wire stripper	487, 516-517
Wire strippers, coax	523
Wire stripping tool	524
with standard equipment for electrical installation	199
Workshop screwdriver	490, 496

Part No.	PAGE	Part No.	PAGE	Part No.	PAGE	Part No.	PAGE
101R5	72	107R16	72	10SG6	54	118R20	73
101R5BK	72	107R16BK	72	10SG6MS	54	118R20BK	73
101R6	72	107R8	72	10SG8	54	11R10	35
101R6BK	72	107R8BK	72	10SG8MS	54	11R10MS	35
101R8	72	108R10	72	110R10	73	11R12	35
101R8BK	72	108R10BK	72	110R10BK	73	11R12MS	35
1020	177	108R12	72	110R12	73	11R14	35
1020V	178	108R12BK	72	110R12BK	73	11R14MS	35
102R5	72	108R14	72	110R14	73	11R16	35
102R5BK	72	108R14BK	72	110R14BK	73	11R16MS	35
102R6	72	108R16	72	110R16	73	11R20	35
102R6BK	72	108R16BK	72	110R16BK	73	11R20MS	35
102R8	72	108R8	72	110R20	73	11SG10	54
102R8BK	72	108R8BK	72	110R20BK	73	11SG10MS	54
1030	177	109R10	73	111R10	73	11SG12	54
1030V	178	109R10BK	73	111R10BK	73	11SG12MS	54
103R10	72	109R12	73	111R12	73	11SG16	54
103R10BK	72	109R12BK	73	111R12BK	73	11SG16MS	54
103R12	72	109R14	73	111R14	73	120B	28
103R12BK	72	109R14BK	73	111R14BK	73	120B10	27
103R6	72	109R16	73	111R16	73	120B1045	27
103R6BK	72	109R16BK	73	111R16BK	73	120B1090	27
103R8	72	109R20	73	111R20	73	120B10MS	27
103R8BK	72	109R20BK	73	111R20BK	73	120B10SB	27
104R10	72	10B	28	112R12	73	120B12	27
104R10BK	72	10B10	26	112R12BK	73	120B1245	27
104R12	72	10B1045	26	112R14	73	120B1290	27
104R12BK	72	10B1090	26	112R14BK	73	120B12MS	27
104R6	72	10B10MS	26	112R16	73	120B12SB	27
104R6BK	72	10B5	26	112R16BK	73	120B16	27
104R8	72	10B545	26	112R20	73	120B1645	27
104R8BK	72	10B590	26	112R20BK	73	120B1690	27
1050	177	10B5MS	26	1130	182	120B16MS	27
1050V	178	10B6	26	113R14	73	120BSB	28
105R10	72	10B645	26	113R14BK	73	121R	79
105R10BK	72	10B690	26	113R16	73	121RBK	79
105R12	72	10B6MS	26	113R16BK	73	122R	79
105R12BK	72	10B6SB	26	113R20	73	122RBK	79
105R14	72	10B8	26	113R20BK	73	123R	79
105R14BK	72	10B845	26	114R14	73	123RBK	79
105R6	72	10B890	26	114R14BK	73	124R	79
105R6BK	72	10B8MS	26	114R16	73	124RBK	79
105R8	72	10B8SB	26	114R16BK	73	125R	79
105R8BK	72	10BSB	28	114R20	73	125RBK	79
106R10	72	10R10	35	114R20BK	73	126R	79
106R10BK	72	10R10MS	35	1150	182	126RBK	79
106R12	72	10R12	35	115R16	73	127R	79
106R12BK	72	10R12MS	35	115R16BK	73	127RBK	79
106R14	72	10R14	35	115R20	73	128R	79
106R14BK	72	10R14MS	35	115R20BK	73	128RBK	79
106R16	72	10R16	35	116R16	73	129R	79
106R16BK	72	10R16MS	35	116R16BK	73	129RBK	79
106R8	72	10R20	35	116R20	73	12R10	35
106R8BK	72	10R20MS	35	116R20BK	73	12R10MS	35
107R10	72	10R8	35	117R16	73	12R12	35
107R10BK	72	10R8MS	35	117R16BK	73	12R12MS	35
107R12	72	10SG10	54	117R20	73	12R14	35
107R12BK	72	10SG10MS	54	117R20BK	73	12R14MS	35
107R14	72	10SG12	54	118R16	73	12R16	35
107R14BK	72	10SG12MS	54	118R16BK	73	12R16MS	35

Part No.	PAGE	Part No.	PAGE	Part No.	PAGE	Part No.	PAGE
12R20	35	14R16MS	35	162R645	76	16525	88
12R20MS	35	14R20	35	162R6BK	76	16526	88
12SG10	54	14R20MS	35	162R8	74	16528	88
12SG10MS	54	150B	28	162R845	76	16528SB	88
12SG12	54	150B10	27	162R8BK	76	1652C5	92
12SG12MS	54	150B1045	27	163010	88	1652C6	92
12SG16	54	150B1090	27	163012	88	1652K	95
12SG16MS	54	150B10MS	27	16303	88	1652L	96
130R	79	150B12	27	163035	88	165310	88
130RBK	79	150B1245	27	16304	88	165312	88
131R	79	150B1290	27	16305	88	16535	88
131RBK	79	150B12MS	27	16306	88	16536	88
132R	79	150B16	27	16308	88	16538	88
132RBK	79	150B1645	27	1630C3	92	16538SB	88
133R	79	150B1690	27	1630C35	92	1653C6	92
133RBK	79	150B16MS	27	1630C4	92	1653C8	92
134R	79	150B20	27	1630C5	92	1653K	95
134RBK	79	150B2090	27	1630C6	92	1653L	96
135R	79	150B20MS	27	1630K	95	165410	89
135RBK	79	150D212	77	1630L	96	165412	89
136DP12	78	150R	41	163R	41	165416	89
136DP212	78	151D212	77	163R10	74	16545	89
136R	79	151R	41	163R1045	76	16546	89
136RBK	79	152D212	77	163R10BK	76	16548	89
137DP12	78	152R	41	163R12	74	16548SB	89
137DP212	78	153R	41	163R1245	76	1654K	95
137R	79	154R	41	163R12BK	76	1654L	96
137RBK	79	155R	41	163R6	74	165510	89
138DP12	78	156R	41	163R645	76	165512	89
138DP212	78	157R	41	163R6BK	76	165516	89
138R	79	158R	41	163R8	74	16556	89
138RBK	79	159R	41	163R845	76	16558	89
139DP12	78	160R	41	163R8BK	76	16558SB	89
139DP212	78	161R	41	164R10	74	1655K	95
13R12	35	161R5	74	164R1045	76	1655L	96
13R12MS	35	161R545	76	164R10BK	76	165610	89
13R14	35	161R5BK	76	164R12	74	165612	89
13R14MS	35	161R6	74	164R1245	76	165616	89
13R16	35	161R645	76	164R12BK	76	16566	89
13R16MS	35	161R6BK	76	164R6	74	16568	89
13R20	35	162010	88	164R645	76	16568SB	89
13R20MS	35	162025	88	164R6BK	76	1656K	95
13SG10	54	16203	88	164R8	74	1656L	96
13SG10MS	54	162035	88	164R845	76	165710	89
13SG12	54	16204	88	164R8BK	76	165712	89
13SG12MS	54	16205	88	165010	88	165716	89
13SG16	54	16206	88	165012	88	16576	89
13SG16MS	54	16208	88	16504	88	16578	89
147D212	77	1620C3	92	16505	88	1657K	95
148D212	77	1620C35	92	16506	88	1657L	96
148D212BK	77	1620C4	92	16506SB	88	165810	89
148R	41	1620C5	92	16508	88	165812	89
149D212	77	1620C6	92	1650C4	92	165816	89
149D212BK	77	1620K	95	1650C5	92	16588	89
149R	41	1620L	96	1650C6	92	1658K	95
14R12	35	162R	41	1650C8	92	1658L	96
14R12MS	35	162R5	74	1650K	95	165910	89
14R14	35	162R545	76	1650L	96	165912	89
14R14MS	35	162R5BK	76	165210	88	165916	89
14R16	35	162R6	74	165212	88	16598	89

Part No.	PAGE	Part No.	PAGE	Part No.	PAGE	Part No.	PAGE
1659K	95	167R8BK	76	1706	160	172R2045	77
1659L	96	1686	160	1708	160	172R20BK	77
165R10	74	1688	160	170R10	75	172RH	159
165R1045	76	168R10	74	170R1045	77	172RK	159
165R10BK	76	168R1045	76	170R1045BK	77	172RL	159
165R12	74	168R10BK	76	170R10BK	77	172RM	159
165R1245	76	168R12	74	170R12	75	172RO	159
165R12BK	76	168R1245	76	170R1245	77	1730	184
165R14	74	168R12BK	76	170R12BK	77	1730AZ	185
165R1445	76	168R14	74	170R14	75	1730AZST	185
165R14BK	76	168R1445	76	170R1445	77	1730ST	185
165R8	74	168R14BK	76	170R14BK	77	17312	160
165R845	76	168R16	74	170R16	75	17318	160
165R8BK	76	168R1645	76	170R1645	77	1738	160
166010	89	168R16BK	76	170R16BK	77	173B	159
166012	89	168T	158	170R20	75	173BH	159
166016	89	168TL	158	170R2045	77	173BL	159
1660K	95	1696	160	170R2045BK	77	17410	160
1660L	96	1698	160	170R20BK	77	17412	160
166112	89	1690	158	170W	159	17418	160
166116	89	1690H	158	170WH	159	174GR	159
166212	89	1690K	158	170WK	159	174GRH	159
166216	89	169R10	75	170WL	159	174GRL	159
1666	160	169R1045	77	1716	160	1750	184
1668	160	169R1045BK	77	1718	160	1750ST	184
166GR	158	169R10BK	77	171G	159	17512	160
166GRL	158	169R12	75	171GH	159	17518	160
166R10	74	169R1245	77	171GK	159	175S	159
166R1045	76	169R1245BK	77	171GL	159	175SL	159
166R10BK	76	169R12BK	77	171R10	75	17612	160
166R12	74	169R14	75	171R1045	77	17618	160
166R1245	76	169R1445	77	171R10BK	77	176E	159
166R12BK	76	169R14BK	77	171R12	75	176EL	159
166R14	74	169R16	75	171R1245	77	17712	160
166R1445	76	169R1645	77	171R12BK	77	17718	160
166R14BK	76	169R1645BK	77	171R14	75	177GR	159
166R16	74	169R16BK	77	171R1445	77	177GRL	159
166R1645	76	169R20	75	171R14BK	77	17816	161
166R16BK	76	169R2045	77	171R16	75	17818	161
166R8	74	169R20BK	77	171R1645	77	17822	161
166R845	76	16B	28	171R20	75	178BR	159
166R8BK	76	16B10	26	171R2045	77	178BRL	159
1676	160	16B1045	26	171R20BK	77	179B	159
1678	160	16B1090	26	1720	184	179BL	159
167H	158	16B10MS	26	17210	160	17R	40
167HL	158	16B12	26	17212	160	17ROM	40
167R10	74	16B1245	26	17218	160	17RSB	40
167R1045	76	16B1290	26	1726	160	1800	159
167R10BK	76	16B12MS	26	1728	160	1800L	159
167R12	74	16B6	26	172R12	75	181R	82
167R1245	76	16B645	26	172R1245	77	18201A	184
167R12BK	76	16B690	26	172R1245BK	77	18202	184
167R14	74	16B6MS	26	172R12BK	77	18203	184
167R1445	76	16B6SB	26	172R14	75	18203AZ	185
167R14BK	76	16B8	26	172R1445	77	18251	184
167R16	74	16B845	26	172R14BK	77	18251A	184
167R1645	76	16B890	26	172R16	75	182R	82
167R16BK	76	16B8MS	26	172R1645	77	1830	186
167R8	74	16B8SB	26	172R16BK	77	18303	184
167R845	76	16BSB	28	172R20	75	18303AZ	185

Part No.	PAGE	Part No.	PAGE	Part No.	PAGE	Part No.	PAGE
183R	82	2060	188	235R	111	258B	26
184R	82	206R10	109	23R	40	258B45	26
185B	28	206R12	109	23ROM	40	258B90	26
185B10	27	2070	188	23RSB	40	258BMS	26
185B1045	27	2075	188	240B	28	258BSB	26
185B1090	27	207R10	109	240B12	27	25BSB	28
185B10MS	27	207R12	109	240B1245	27	25R	40
185B12	27	2080	188	240B1290	27	25ROM	40
185B1245	27	2083	188	240B12MS	27	25RSB	40
185B1290	27	208R10	109	240B16	27	263R10	108
185B12MS	27	208R12	109	240B1645	27	263R10V	108
185B16	27	208R16	109	240B1690	27	263R8	108
185B1645	27	2090	188	240B16MS	27	263R8V	108
185B1690	27	209R12	110	240B20	27	264R10	108
185B16MS	27	209R16	110	240B2090	27	264R10V	108
185B20	27	20R	40	240B20MS	27	264R12	108
185B2045	27	20ROM	40	243R	115	264R12V	108
185B2090	27	20RSB	40	244R	115	264R8	108
185B20MS	27	2100	188	245R	115	264R8V	108
185R	82	2105	188	246R	115	265R10	108
186R	82	210R12	110	247R	115	265R10V	108
187R	82	210R16	110	248R	115	265R12	108
188R	82	210R20	110	249R	115	265R12V	108
189R	82	2115	188	24R	40	265R8	108
18R	40	211R12	110	24ROM	40	265R8V	108
18ROM	40	211R16	110	24RSB	40	266R10	108
18RSB	40	211R20	110	250R	115	266R10V	108
190R	82	2123	188	251R	115	266R12	108
191R	82	212R12	110	252R	115	266R12V	108
192R	82	212R16	110	253R	115	266R8	108
193R	82	212R20	110	254R10	116	266R8V	108
19R	40	213R16	110	254R12	116	267R10	108
19ROM	40	213R20	110	254R8	116	267R10V	108
19RSB	40	2140	188	255R10	116	267R12	108
1R10	34	2145	188	255R12	116	267R12V	108
1R10MS	34	214R16	110	256R10	116	267R8	108
1R12	34	214R20	110	256R12	116	267R8V	108
1R12MS	34	21R	40	256R16	116	268R10	108
1R5	34	21ROM	40	257R10	116	268R10V	108
1R5MS	34	21RSB	40	257R12	116	268R12	108
1R6	34	2220	186	257R16	116	268R12V	108
1R6MS	34	222R	110	258R12	116	268R16	108
1R6SB	34	2230	186	258R16	116	268R16V	108
1R8	34	2235	186	259R12	116	269R10	108
1R8MS	34	223R	110	259R16	116	269R10V	108
2010	189	224R	110	259R20	116	269R12	108
2020	189	2250	186	25B	28	269R12V	108
2025	189	225R	110	25B10	26	269R16	108
202R6	109	226R	110	25B1045	26	269R16V	108
202R8	109	227R	110	25B1090	26	26R	40
2030	189	228R	110	25B10MS	26	26ROM	40
2035	189	229R	110	25B10SB	26	26RSB	40
203R10	109	22R	40	25B12	26	270R10	108
203R8	109	22ROM	40	25B1245	26	270R10V	108
2040	188	22RSB	40	25B1290	26	270R12	108
2045	188	230R	110	25B12MS	26	270R12V	108
204R10	109	231R	110	25B6	26	270R16	108
204R8	109	232R	110	25B645	26	270R16V	108
205R10	109	233R	111	25B690	26	270R20	108
205R12	109	234R	111	25B6MS	26	270R20V	108

Part No.	PAGE	Part No.	PAGE	Part No.	PAGE	Part No.	PAGE
271R10	108	289R35	114	308R12	125	329R70	127
271R10V	108	289R50	114	308R16	125	329R95	127
271R12	108	289R70	114	309R12	126	32R	40
271R12V	108	289R95	114	309R16	126	32ROM	40
271R16	108	28R	40	30R	40	330R120	127
271R16V	108	28RSB	40	30ROM	40	330R150	127
271R20	108	290R120	114	310R12	126	330R16	127
271R20V	108	290R35	114	310R16	126	330R25	127
2720	185	290R50	114	310R20	126	330R35	127
272R10	108	290R70	114	311R12	126	330R50	127
272R10V	108	290R95	114	311R16	126	330R70	127
272R12	108	291R120	114	311R20	126	330R95	127
272R12V	108	291R150	114	312R12	126	331R120	127
272R16	108	292R120	114	312R16	126	331R150	127
272R16V	108	292R150	114	312R20	126	331R185	127
272R20	108	292R95	114	313R16	126	331R50	127
272R20V	108	294AD	115	313R20	126	331R70	127
2730	185	295AD	115	314R16	126	331R95	127
273R12	109	296AD	115	314R20	126	332R120	127
273R12V	109	297AD	115	31R	40	332R150	127
273R16	109	298AD	115	31ROM	40	332R185	127
273R16V	109	29R	40	322R10	126	332R240	127
273R20	109	29RSB	40	322R16	126	332R50	127
273R20V	109	2R10	34	323R10	126	332R70	127
274R12	109	2R10MS	34	323R16	126	332R95	127
274R12V	109	2R12	34	324R10	126	333R120	128
274R16	109	2R12MS	34	324R16	126	333R150	128
274R16V	109	2R5	34	324R25	126	333R185	128
274R20	109	2R5MS	34	324R35	126	333R240	128
274R20V	109	2R6	34	324R416	126	333R300	128
2750	185	2R6MS	34	324R425	126	33R	40
2755	187	2R8	34	324R50	126	344R	128
275R12	109	2R8MS	34	325R16	127	345R	128
275R12V	109	2R8SB	34	325R25	127	346R	128
275R16	109	300B	28	325R35	127	347R	128
275R16V	109	300B12	27	325R50	127	348R	128
275R20	109	300B1245	27	325R616	127	349R	128
275R20V	109	300B1290	27	325R625	127	34R	40
2760	187	300B12MS	27	325R635	127	350R	128
2765	187	300B16	27	326R16	127	351R	128
2770	187	300B1645	27	326R25	127	352R	128
2775	187	300B1690	27	326R35	127	353R	128
2780	187	300B16MS	27	326R50	127	35B	28
2785	187	300B20	27	327R120	127	35B10	26
2790	187	300B2045	27	327R16	127	35B1045	26
27R	40	300B2090	27	327R25	127	35B1090	26
27ROM	40	300B20MS	27	327R35	127	35B10MS	26
27RSB	40	302R6	125	327R50	127	35B10SB	26
284R16	114	302R8	125	327R70	127	35B12	26
285R25	114	303R10	125	327R95	127	35B1245	26
286R25	114	303R8	125	328R120	127	35B1290	26
286R35	114	304R10	125	328R16	127	35B12MS	26
287R25	114	304R8	125	328R25	127	35B8	26
287R35	114	305R10	125	328R35	127	35B845	26
287R50	114	305R12	125	328R50	127	35B890	26
288R25	114	306R10	125	328R70	127	35B8MS	26
288R35	114	306R12	125	328R95	127	35B8SB	26
288R50	114	307R10	125	329R120	127	35BSB	28
288R70	114	307R12	125	329R35	127	363R10	124
289R25	114	308R10	125	329R50	127	363R8	124

Part No.	PAGE	Part No.	PAGE	Part No.	PAGE	Part No.	PAGE
364R10	124	380L	161	420R	111	433R240	113
364R12	124	380M	161	421R	111	43410	162
364R8	124	380N	161	422R	111	434R185	113
365R10	124	380P	161	423R	111	434R240	113
365R12	124	380Q	161	424R	111	434R300	113
365R8	124	380R	161	425R25	112	43512	162
366R10	124	380S	161	426R25	112	43612	162
366R12	124	380T	161	426R35	112	43712	162
366R8	124	380U	161	427R25	112	43R10	36
367R10	124	380V	161	427R35	112	43R1045	38
367R12	124	380W	161	427R50	112	43R12	36
368R10	124	380X	161	428R25	112	43R1245	38
368R12	124	380Y	161	428R35	112	43R5	36
368R16	124	380Z	161	428R50	112	43R545	38
3698	161	3R10	34	428R70	112	43R6	36
369R12	124	3R10MS	34	429R25	112	43R645	38
369R16	124	3R12	34	429R35	112	43R8	36
3708	161	3R12MS	34	429R50	112	43R845	38
370R12	124	3R5	34	429R70	112	43R8MS	36
370R16	124	3R5MS	34	429R95	112	444R	117
370R20	124	3R6	34	42R10	36	445R	117
3718	161	3R6MS	34	42R1045	38	446R	117
371R10	124	3R8	34	42R1045MS	38	447R	117
371R12	124	3R8MS	34	42R12	36	448R	117
371R16	124	3R8SB	34	42R1245	38	449R	117
371R20	124	400B	28	42R5	36	44R10	36
3720	186	400B16	27	42R545	38	44R1045	38
3725	186	400B1645	27	42R6	36	44R12	36
3728	161	400B1690	27	42R645	38	44R1245	38
372R10	124	400B16MS	27	42R8	36	44R12MS	38
372R12	124	400B20	27	42R845	38	44R14	36
372R16	124	400B2045	27	42R845MS	38	44R1445	38
372R20	124	400B2090	27	42R8MS	36	44R5	36
3735	186	400B20MS	27	430R120	112	44R545	38
3738	161	405R	111	430R25	112	44R6	36
373R12	125	406R	111	430R35	112	44R645	38
373R16	125	407R	111	430R50	112	44R8	36
373R20	125	408R	111	430R70	112	44R845	38
380-	161	409R	111	430R95	112	44R8MS	36
380+	161	410R	111	431R120	112	454R	117
3800	161	411R	111	431R150	112	455R	117
3801	161	412R	111	431R25	112	456R	117
3802	161	413R	111	431R35	112	457R	117
3803	161	414R	111	431R50	112	458R	117
3804	161	415R	111	431R70	112	459R	117
3805	161	416R	111	431R95	112	45R10	36
3806	161	417R	111	43210	162	45R1045	38
3807	161	418R	111	4328	162	45R1045MS	38
3808	161	419R	111	432R120	113	45R12	36
3809	161	41R10	36	432R150	113	45R1245	38
380A	161	41R1045	38	432R185	113	45R14	36
380B	161	41R12	36	432R25	113	45R1445	38
380C	161	41R1245	38	432R35	113	45R16	36
380D	161	41R5	36	432R50	113	45R1645	38
380E	161	41R545	38	432R70	113	45R6	36
380F	161	41R6	36	432R95	113	45R645	38
380G	161	41R645	38	43312	162	45R645MS	38
380H	161	41R6MS	38	4338	162	45R8	36
380J	161	41R8	36	433R150	113	45R845	38
380K	161	41R845	38	433R185	113	46910	157

Part No.	PAGE	Part No.	PAGE	Part No.	PAGE	Part No.	PAGE
4696	157	47R12	37	50008650	607	50042505	530
4698	157	47R1245	39	50008722	608	50042513	530
46R10	36	47R14	37	50008730	608	50042521	531
46R1045	38	47R1445	39	50008749	608	50042530	586
46R12	36	47R16	37	50010697	607	50042564	530
46R1245	38	47R1645	39	50016644	603	50042572	530
46R14	36	47R20	37	50016962	605	50042580	531
46R1445	38	47R2045	39	50024086	530	50042599	531
46R16	36	47R6	37	50024094	530	50045989	533
46R1645	38	47R645	39	50024337	530	50045997	533
46R20	36	47R8	37	50024434	531	50046012	533
46R2045	39	47R845	39	50024450	531	50046020	533
46R6	36	48020	158	50028006	531	50046039	533
46R645	38	48025	158	50031708	535	50046055	533
46R645MS	38	48121	158	50031961	607	50046071	533
46R6MS	38	48225	158	50032488	547	50046080	533
46R8	36	48327	158	50035991	575	50046098	533
46R845	38	48432	158	50039865	553	50046110	533
47010	157	48R10	37	50039903	530	50046136	533
47012	157	48R1045	39	50039911	530	50046144	533
4706	157	48R12	37	50039989	530	50046381	536
4708	157	48R1245	39	50039997	530	50046527	531
4708SB	157	48R1245MS	39	50040022	530	50046535	531
47110	157	48R14	37	50040030	530	50046543	531
47112	157	48R1445	39	50040103	530	50046551	531
4716	157	48R14MS	39	50040111	530	50046799	535
4718	157	48R16	37	50040138	530	50046853	531
4718SB	157	48R1645	39	50040405	535	50046861	531
47210	157	48R20	37	50040421	535	50047345	530
47212	157	48R2045	39	50040588	531	50047353	530
47218	157	48R8	37	50040596	531	50047361	530
4726	157	48R845	39	50040618	532	50052110	555
4728	157	49R10	37	50040626	531	50052128	589
4728SB	157	49R1045	39	50040634	531	50052144	591
47312	157	49R12	37	50041754	531	50052152	591
47318	157	49R1245	39	50041770	531	50052160	591
4738	157	49R1245MS	39	50041800	531	50052241	589
4738SB	157	49R14	37	50041835	531	50052250	589
47410	157	49R1445	39	50041878	531	50052276	590
47410SB	157	49R16	37	50041886	535	50052284	590
47412	157	49R1645	39	50042181	535	50052292	590
47418	157	49R20	37	50042238	530	50052306	590
47512	157	49R2045	39	50042246	530	50052314	590
47512SB	157	49R8	37	50042254	530	50052322	590
47518	157	49R845	39	50042262	530	50052330	590
47612	157	4R10	34	50042297	530	50052349	590
47612SB	157	4R10MS	34	50042300	530	50052357	590
47618	157	4R12	34	50042327	530	50052365	590
47712	157	4R12MS	34	50042335	531	50052373	590
47712SB	157	4R14	34	50042343	531	50052381	590
47718	157	4R14MS	34	50042351	530	50052446	536
47816	158	4R5	34	50042378	530	50052659	531
47818	158	4R5MS	34	50042386	530	50052667	531
47822	158	4R6	34	50042408	530	50053027	540
47916	158	4R6MS	34	50042424	530	50053035	540
47918	158	4R8	34	50042459	531	50053043	543
47925	158	4R8MS	34	50042467	531	50053051	540
47R10	37	4R8SB	34	50042475	531	50053078	540
47R1045	39	50000420	535	50042483	530	50054473	531
47R1045MS	39	50003550	586	50042491	530	50054481	531

Part No.	PAGE	Part No.	PAGE	Part No.	PAGE	Part No.	PAGE
50056930	572	50070444	530	50120859	553	50211153	530
50056956	572	50075349	645	50120867	553	50212141	531
50056964	572	50075357	633	50120875	553	50212168	531
50056972	572	50075365	645	50125630SET	569	50213164	553
50056980	572	50075888	645	50125630SET	570	50214896	531
50056999	572	50075926	652	50125699	588	50214918	531
50057006	572	50075934	640	50125869	524	50215191	531
50057014	572	50076647	640	50125940	524	50225634	530
50057022	572	50076647	640	50132660	554	50225642	530
50057030	572	50076663	640	50132679	554	50225650	530
50057057	572	50076663	640	50132687	554	50225669	530
50057073	572	50076990	641	50132768	553	50225677	530
50057529	573	50076990	641	50132776	553	50225685	531
50057537	573	50077007	641	50132849	592	50244590	553
50057618	573	50077007	641	50143921	603	50244620	530
50057626	573	50077325	642	50153323	608	50244760	530
50057669	573	50077325	642	50156772	592	50244779	530
50058207	573	50077333	642	50159062	551	50250973	552
50059599	572	50077333	642	50159119	553	50253417	530
50059602	572	50077350	636	50166344	553	50253425	530
50062590	572	50077970	632	50170910	551	50253441	530
50063022	551	50077988	643	50176870	530	50253492	530
50063626	531	50077988	643	50176900	531	50253506	530
50063634	531	50077996	643	50176978	553	50253514	530
50065696	653	50077996	643	50177001	530	50253603	531
50065866	530	50086839	655	50183311	530	50253611	531
50065874	530	50112899	593	50185578	553	50253727	531
50067273	532	50115286	590	50185586	553	50253832	531
50067281	532	50115294	590	50185594	553	50254030	531
50067290	532	50115308	590	50186353	531	50254278	530
50068920SET	563	50115316	590	50188860	530	50254286	530
50069047	551	50115324	590	50188879	530	50265342	546
50069292	571	50115332	590	50188909	530	50265369	546
50069497SET	569	50115340	590	50188917	530	50265385	546
50069519	533	50115359	590	50188925	531	50273353	554
50069527	533	50115367	590	50189050	531	50273612	554
50069535	533	50115375	590	50189069	531	50273833	609
50069543	533	50115383	590	50190946	608	50273841	609
50069551	533	50115391	590	50191314	568	50273868	609
50069560	533	50115413	586	50191772	569	50273884	609
50069578	533	50115421	586	50191780	569	50273892	609
50069586	533	50115430	586	50191799	569	50273906	609
50069594	533	50115448	586	50191802	569	50281542	533
50069608	533	50115456	586	50191810	569	50281550	533
50069616	533	50115472	552	50191829	569	50281569	533
50069624	533	50115537	586	50191837	569	50281577	533
50069632	533	50115723	537	50191845	569	50281585	533
50069640	533	50116304	580	50199757	531	50281593	533
50069659	533	50116312	580	50199765	531	50281607	533
50069667	533	50116320	580	50199773	531	50281615	533
50069691	571	50116339	580	50199781	531	50281623	533
50069780	530	50116347	580	50199803	531	50281631	533
50069845	579	50116355	580	50206672	530	50281658	533
50069853	579	50116363	580	50206680	530	50281666	533
50069861	579	50116371	580	50206702	530	50292099SET	569
50069870	579	50117890	554	50206710	530	50293672	602
50069888	579	50117904	554	50206737	530	50294512	535
50069900	579	50117912	554	50206761	530	50294520	535
50069969	530	50118650	639	50206788	531	50300083	578
50069977	531	50120344	625	50206796	531	50305581	611

Part No.	PAGE	Part No.	PAGE	Part No.	PAGE	Part No.	PAGE
50305603	611	50319620	532	50351796	532	50383361	574
50305620	611	50319639	532	50351800	532	50383906	575
50305646	611	50319647	532	50351818	532	50385224	570
50305662	611	50319655	532	50351826	532	50450395	523
50305689	611	50319663	532	50351923	530	50450409	523
50305700	611	50319671	532	50351931	553	50455753	525
50305727	611	50319698	532	50352024	560	50455761	523
50305743	611	50319701	532	50352075	613	50455770	523
50305760	611	50319710	532	50352083	613	504R	81
50305786	611	50319736	532	50356119SET	560	504RLD	81
50305808	611	50319752	532	50356143SET	561	504RV	81
50305824	611	50319787	532	50356151SET	561	505R	81
50305840	610	50319892	532	50356160SET	563	505RLD	81
50305867	610	50319906	532	50356178SET	564	505RV	81
50305883	610	50319914	532	50357468	604	50600010	537
50305905	610	50319930	532	50357476	604	50600028	532
50305921	610	50319957	532	50357506	604	50600036	532
50305948	610	50319965	532	50359193	604	50600168	537
50305964	610	50319981	532	50359304	604	50600176	537
50306588	612	50320025	532	50360183	578	50600184	537
50306600	612	50320033	532	50360205	578	50600192	537
50306626	612	50320041	532	50360221	578	50600206	537
50306642	612	50320068	532	50361716	532	50600214	537
50306669	612	50320084	532	50361724	532	50600230	537
50306685	612	50320114	532	50361732	532	50600249	537
50307584	612	50323989SET	564	50362780	532	50600257	536
50308599	599	50328034SET	564	50362798	532	50600265	536
50310100	611	50337866	561	50362828	553	50600273	536
50310127	611	50339672	535	50362844	532	50600303	536
50310143	611	50341367	608	50364022	578	50600311	536
50310240	612	50341375	608	50364146	578	50600320	536
50310267	612	50341383	608	50364898	533	50600338	536
50310283	612	50342886	561	50364901	533	50600346	536
50310305	612	50342916	547	50365061	530	50600354	536
50310321	612	50342991	547	50365088	532	50600362	536
50311174	533	50343629	608	50366858	556	50600370	536
50311190	533	50344013	578	50366882	556	50600389	536
50311204	533	50344030	578	50366904	556	50600397	536
50311220	533	50344102	578	50366912	557	50600400	536
50311239	533	50344110	578	50366920	556	50600419	536
50311247	533	50344200	541	50366939	557	50600427	536
50311255	533	50344293	541	50368826	530	50600435	536
50311263	533	50344366	541	50369105	530	50600451	536
50311280	533	50344374	541	50371037	553	50600460	536
50311298	533	50344447	541	50371541	571	50600478	536
50311310	533	50347330	536	50371550	570	50600486	536
50311328	533	50349414	556	50371568	571	50600494	536
50311336	533	50351583	532	50371576	570	50600508	536
50311352	533	50351591	532	50377299	593	50600524	536
50313533	592	50351605	532	50383167	593	50600532	536
50314823	612	50351613	532	50383248	574	50600540	536
50314831	612	50351621	532	50383264	574	50600559	536
50314840	612	50351630	532	50383272	574	50600567	536
50317563	532	50351648	532	50383280	574	50600583	536
50317571	532	50351656	532	50383299	574	50600591	536
50317580	532	50351664	532	50383302	574	50600605	536
50317598	532	50351680	532	50383310	574	50600613	536
50317601	532	50351699	532	50383329	574	50600621	536
50317610	532	50351770	532	50383337	574	50600630	536
50318721	535	50351788	532	50383345	574	50600656	536

Part No.	PAGE	Part No.	PAGE	Part No.	PAGE	Part No.	PAGE
50600664	536	50610922	539	510RV	81	52034329	574
50600672	536	50610953	539	51147220	530	52034333	574
50600680	536	50611257	538	511R	81	52041108	574
50600702	536	50611264	538	511RLD	81	52041709	602
50600710	536	506R	81	511RV	81	52041741	602
50600729	536	506RLD	81	512R	81	52041743	602
50600737	536	506RV	81	512RLD	81	52041745	602
50600745	536	50766421	553	512RLDV	81	52041746	603
50600753	536	50766438	553	512RV	81	52041747	603
50600761	536	50766445	553	51300430	535	52041748	604
50600770	539	50766452	553	51319760	535	52041749	604
50600788	539	50766797	560	51320090	535	52041750	603
50600982	539	50766803	559	513R	81	52041751	603
50601016	540	50766810	559	513RLD	81	52041752	604
50601040	540	50766919	590	513RV	81	52041753	604
50601075	540	50767657	590	514R	81	52042827	535
50601105	540	507R	81	514RLD	81	52044594	602
50601121	540	507RLD	81	51601020	540	52045012	602
50601130	543	507RV	81	51601030	540	52045013	649
50601148	535	508R	81	51601050	540	52045014	648
50601156	543	508RLD	81	51601060	540	52045040	535
50601172	543	508RV	81	51601080	540	52045296	536
50601180	543	509R	81	51601090	540	52045297	536
50601202	540	509RLD	81	51601110	540	52046753	649
50601652	540	509RV	81	51601160	543	52046754	649
50601660	543	50B	28	51R10	37	52046755	649
50601679	535	50B10	26	51R1045	39	52046756	649
50601687	537	50B1045	26	51R12	37	52046757	649
50601695	537	50B1090	26	51R1245	39	52046758	649
50601709	537	50B10MS	26	51R14	37	52046759	649
50601717	537	50B10SB	26	51R1445	39	52046761	649
50601725	537	50B12	26	51R16	37	52046763	649
50601733	537	50B1245	26	51R1645	39	52046834	649
50601741	537	50B1290	26	51R20	37	52047028	588
50601776	537	50B12MS	26	51R2045	39	52047801	627
50601784	537	50B8	26	52020113	543	52047801	627
50601792	537	50B845	26	52020887	644	52047802	627
50602349	537	50B890	26	52022030	639	52047802	627
50602357	537	50B8MS	26	52024541	657	52047803	628
50602373	532	50B8SB	26	52024556	658	52047805	630
50602381	538	50BSB	28	52033580	618	52047806	631
50602390	538	50R10	37	52033816	542	52047869	655
50602420	538	50R1045	39	52033817	542	52047947	633
50602438	538	50R12	37	52033818	542	52047948	633
50602462	532	50R1245	39	52033819	542	52049371	548
50602497	538	50R14	37	52033820	542	52049407	619
50602500	538	50R1445	39	52033831	542	52049408	619
50602586	538	50R16	37	52033832	542	52055270	599
50604660	655	50R1645	39	52033833	574	52055271	599
50604678	655	50R20	37	52033834	574	52055272	599
50608073	524	50R2045	39	52033835	574	52055273	599
50610045	537	50R8	37	52033836	542	52055274	599
50610076	537	50R845	39	52033837	574	52055275	599
50610106	537	51032490	551	52033839	570	52055276	598
50610137	537	51040060	553	52033843	548	52055277	598
50610281	536	51040080	553	52033844	536	52055278	598
50610809	539	51069720	530	52034233	562	52055279	598
50610830	539	51069740	530	52034234	619	52055280	598
50610861	539	510R	81	52034235	644	52055281	598
50610892	539	510RLD	81	52034328	574	52055282	599

Part No.	PAGE	Part No.	PAGE	Part No.	PAGE	Part No.	PAGE
52055283	599	52055349	606	52057723	568	52059258	570
52055284	599	52055350	606	52057724	568	52059292SET	569
52055285	599	52055351	606	52057725	568	52059293SET	569
52055286	599	52055352	606	52057726	568	52059294SET	569
52055287	599	52055353	606	52057727	568	52059295SET	569
52055288	598	52055354	606	52057728	568	52059364	652
52055289	601	52055355	606	52057729	568	52059365	652
52055290	601	52055356	606	52057730	568	52059476	625
52055291	601	52055357	606	52057731	568	52059477	625
52055292	598	52055358	606	52057732	568	52059478	626
52055293	598	52055359	606	52057733	568	52063422	618
52055294	598	52055360	606	52057734	568	523R	80
52055295	598	52055361	606	52057735	568	523RBK	80
52055296	598	52055362	606	52057736	568	524R	80
52055298	601	52055363	606	52057737	568	524RBK	80
52055299	601	52055364	606	52057738	568	525R	80
52055300	601	52055365	606	52057739	568	525RBK	80
52055303	601	52055366	606	52057740	568	526R	80
52055304	601	52055367	606	52057741	568	526RBK	80
52055305	601	52055368	606	52057742	568	527R	80
52055306	601	52055369	606	52057743	568	527RBK	80
52055308	601	52055370	606	52057744	568	528R	80
52055309	601	52055371	606	52057745	568	528RBK	80
52055310	601	52055372	606	52057746	568	529R	80
52055311	601	52055373	606	52057747	568	529RBK	80
52055313	605	52055374	606	52057748	568	52R10	37
52055315	605	52055375	606	52057749	568	52R1045	39
52055316	605	52055376	606	52057750	568	52R1045MS	39
52055317	606	52055377	606	52057751	568	52R10MS	39
52055318	606	52055378	613	52057752	568	52R12	37
52055319	606	52055379	613	52057753	568	52R1245	39
52055320	606	52055380	613	52057754	568	52R14	37
52055321	606	52055381	613	52057755	568	52R1445	39
52055322	606	52055382	613	52057756	568	52R16	37
52055323	606	52055383	607	52057757	568	52R1645	39
52055324	606	52055384	607	52057758	568	52R20	37
52055325	605	52055385	600	52057760	568	52R2045	39
52055326	605	52055386	600	52057761	568	530R	80
52055327	605	52055387	600	52057762	569	530RBK	80
52055328	605	52055388	600	52057763	569	531R	80
52055329	606	52055389	602	52057764	569	531RBK	80
52055330	606	52055390	602	52057765	569	532R	80
52055331	606	52055391	602	52057766	569	532RBK	80
52055332	606	52055392	602	52057767	569	533R	80
52055333	606	52055396	598	52057768	569	533RBK	80
52055334	606	52055397	602	52057769	569	534R	80
52055335	606	52055398	602	52057770	569	534RBK	80
52055336	606	52055439SET	558	52057771	569	535R	80
52055337	605	52055440SET	558	52057773	569	535RBK	80
52055338	605	52055431	534	52057774	569	536R	80
52055339	605	52055432	534	52057775	569	536RBK	80
52055340	606	52055433	534	52057776	569	53R12	37
52055341	606	52055434	534	52057777	569	53R1245	39
52055342	606	52055435	534	52057778	569	53R14	37
52055343	606	52055436	534	52057779	569	53R1445	39
52055344	606	52055437	534	52057780	570	53R16	37
52055345	606	52055438	534	52057781	571	53R1645	39
52055346	606	52055684	587	52057782	571	53R20	37
52055347	606	52055781	655	52058591	542	53R2045	39
52055348	606	52057722	568	52058592	542	54R12	37

Part No.	PAGE	Part No.	PAGE	Part No.	PAGE	Part No.	PAGE
54R1245	39	588R12	134	603R12MS	44	608R12MS	45
54R14	37	588R12BK	134	603R5	44	608R14	45
54R1445	39	589R10	134	603R5MS	44	608R14MS	45
54R16	37	589R10BK	134	603R6	44	608R16	45
54R1645	39	589R12	134	603R6MS	44	608R16MS	45
54R20	37	589R12BK	134	603R8	44	608R20	45
54R2045	39	589R16	134	603R8MS	44	608R20MS	45
551R	135	589R16BK	134	604R10	44	608R8	45
552R	135	58C4	67	604R10MS	44	608R8MS	45
553R	135	58C5	67	604R12	44	609R10	45
554R	135	58C6	67	604R12MS	44	609R10MS	45
555R	135	58N4	66	604R14	44	609R12	45
556R	135	58N5	66	604R14MS	44	609R12MS	45
557R	135	58N6	66	604R5	44	609R14	45
558R	135	590R10	134	604R5MS	44	609R14MS	45
559R	135	590R10BK	134	604R6	44	609R16	45
560R	135	590R12	134	604R6MS	44	609R16MS	45
561R	135	590R12BK	134	604R8	44	609R20	45
562R	135	590R16	134	604R8MS	44	609R20MS	45
563R	135	590R16BK	134	605R10	44	609R8	45
56C4	67	590R20	134	605R10MS	44	609R8MS	45
56C5	67	590R20BK	134	605R12	44	60C5	67
56N4	66	592R12	134	605R12MS	44	60C6	67
56N5	66	592R12BK	134	605R14	44	60C8	67
572R6	134	592R16	134	605R14MS	44	60N5	66
572R6BK	134	592R16BK	134	605R16	44	60N6	66
573R6	134	592R20	134	605R16MS	44	60N8	66
573R6BK	134	592R20BK	134	605R6	44	610R10	45
573R8	134	59C5	67	605R6MS	44	610R10MS	45
573R8BK	134	59C6	67	605R8	44	610R12	45
574R8	134	59N5	66	605R8MS	44	610R12MS	45
574R8BK	134	59N6	66	606R10	44	610R14	45
575R8	134	5R10	34	606R10MS	44	610R14MS	45
575R8BK	134	5R10MS	34	606R12	44	610R16	45
57C4	67	5R12	34	606R12MS	44	610R16MS	45
57C5	67	5R12MS	34	606R14	44	610R20	45
57C6	67	5R14	34	606R14MS	44	610R20MS	45
57N4	66	5R14MS	34	606R16	44	610R8	45
57N5	66	5R16	34	606R16MS	44	610R8MS	45
57N6	66	5R16MS	34	606R20	44	6192	174
584R10	134	5R6	34	606R6	44	61925	174
584R10BK	134	5R6MS	34	606R6MS	44	6193	174
584R8	134	5R8	34	606R8	44	61935	174
584R8BK	134	5R8MS	34	606R8MS	44	6194	174
585R10	134	5R8SB	34	607R10	45	6195	174
585R10BK	134	5SG6	54	607R10MS	45	619C3	175
585R12	134	5SG6MS	54	607R12	45	61N6	66
585R12BK	134	602R10	44	607R12MS	45	61N8	66
585R8	134	602R10MS	44	607R14	45	62010	174
585R8BK	134	602R12	44	607R14MS	45	62025	174
586R10	134	602R12MS	44	607R16	45	6203	174
586R10BK	134	602R5	44	607R16MS	45	62035	174
586R12	134	602R5MS	44	607R20	45	6204	174
586R12BK	134	602R6	44	607R20MS	45	6204SB	174
587R10	134	602R6MS	44	607R6	45	6205	174
587R10BK	134	602R8	44	607R8	45	6206	174
587R12	134	602R8MS	44	607R8MS	45	6208	174
587R12BK	134	603R10	44	608R10	45	620C3	175
588R10	134	603R10MS	44	608R10MS	45	620C35	175
588R10BK	134	603R12	44	608R12	45	620C4	175

Alpha Numerical Index

Part No.	PAGE	Part No.	PAGE	Part No.	PAGE	Part No.	PAGE
620C5	175	65416	90	6B8MS	26	705F10	47
620C6	175	6545	90	6B8SB	26	705F10MS	47
622R	46	6546	90	6BSB	28	705F12	47
623R	46	6548	90	6R10	34	705F12MS	47
624R	46	65510	90	6R10MS	34	705F14	47
625R	46	65512	90	6R10SB	34	705F14MS	47
626R	46	65516	90	6R12	34	705F6	47
627R	46	6556	90	6R12MS	34	705F6MS	47
628R	46	6558	90	6R14	35	705F8	47
629R	46	65610	90	6R14MS	35	705F8MS	47
62N6	66	65612	90	6R16	35	705K	176
62N8	66	65616	90	6R16MS	35	705V	154
62R	67	6566	90	6R20	35	706F10	47
63010	174	6568	90	6R20MS	35	706F10MS	47
6303	174	65710	90	6R6	34	706F12	47
63035	174	65712	90	6R6MS	34	706F12MS	47
6304	174	65716	90	6R8	34	706F14	47
6304SB	174	6576	90	6R8MS	34	706F14MS	47
6305	174	6578	90	6SG10	54	706F16	47
6305SB	174	65810	90	6SG10MS	54	706F16MS	47
6306	174	65812	90	6SG6	54	706F6	47
6308	174	65816	90	6SG6MS	54	706F6MS	47
630C3	175	65910	91	6SG8	54	706F8	47
630C35	175	65912	91	6SG8MS	54	706F8MS	47
630C4	175	65916	91	700	183	707	154
630C5	175	65N10	66	700SB	183	707F10	47
630C6	175	65N12	66	700WS	183	707F10MS	47
630R	46	65R	67	702F10	47	707F12	47
63N10	66	66010	91	702F10MS	47	707F12MS	47
63N8	66	66012	91	702F12	47	707F14	47
63R	67	66016	91	702F12MS	47	707F14MS	47
64N10	66	669	183	702F5	47	707F16	47
64N12	66	66R	67	702F5MS	47	707F16MS	47
64R	67	670	183	702F6	47	707F8	47
65010	174	670SB	183	702F6MS	47	707F8MS	47
6504	174	670WS	183	702F8	47	707V	154
6505	174	680	183	702F8MS	47	708F10	47
6506	174	680SB	183	703F10	47	708F10MS	47
6506SB	174	680WS	183	703F10MS	47	708F12	47
6508	174	695	154	703F12	47	708F12MS	47
650C10	175	695V	154	703F12MS	47	708F14	47
650C4	175	697	154	703F5	47	708F14MS	47
650C5	175	697V	154	703F5MS	47	708F16	47
650C6	175	6B	28	703F6	47	708F16MS	47
650C8	175	6B10	26	703F6MS	47	708F8	47
65210	90	6B1045	26	703F8	47	708F8MS	47
65212	90	6B1090	26	703F8MS	47	709F10	48
6525	90	6B10MS	26	704	176	709F10MS	48
6526	90	6B5	26	704F10	47	709F12	48
6528	90	6B545	26	704F10MS	47	709F12MS	48
652C5	94	6B590	26	704F12	47	709F14	48
652C6	94	6B5MS	26	704F12MS	47	709F14MS	48
65310	90	6B6	26	704F5	47	709F16	48
65312	90	6B645	26	704F5MS	47	709F16MS	48
6535	90	6B690	26	704F6	47	709F20	48
6536	90	6B6MS	26	704F6MS	47	709F20MS	48
6538	90	6B6SB	26	704F8	47	70B	28
653C6	94	6B8	26	704F8MS	47	70B10	26
65410	90	6B845	26	705	154	70B1045	26
65412	90	6B890	26	7050	154	70B1090	26

Part No.	PAGE	Part No.	PAGE	Part No.	PAGE	Part No.	PAGE
70B10MS	26	715	176	730VSB	181	745F12	49
70B10SB	26	716	154	7310	154	745F1245	49
70B12	26	716V	154	7310V	154	745F14	49
70B1245	26	718	154	7312	154	745F6	49
70B1290	26	718V	154	7312V	154	745F645	49
70B12MS	26	71S10	154	7315	154	745F8	49
70B12SB	26	71S10V	154	7315V	154	745F845	49
70B16	26	71S6	154	7318	154	746F10	49
70B1645	26	71S6V	154	7318V	154	746F1045	49
70B1690	26	71S8	154	731F	50	746F10MS	49
70B16MS	26	71S8V	154	7320	154	746F12	49
70B8	26	720	179	7320V	154	746F1245	49
70b845	26	7208	179	735	189	746F12MS	49
70B890	26	720AZ	180	737	154	746F14	49
70B8MS	26	720BZ	180	737V	154	746F16	49
70BSB	28	720SB	180	738	154	746F1645	49
710	176	720V	181	738V	154	746F6	49
710F10	48	720VSB	181	7410	155	746F8	49
710F10MS	48	7210	154	7410V	155	746F845	49
710F12	48	7210V	154	7412	155	747F10	49
710F12MS	48	7212	154	7412V	155	747F1045	49
710F14	48	7212V	154	7415	155	747F12	49
710F14MS	48	7215	154	7415V	155	747F1245	49
710F16	48	7215V	154	7418	155	747F14	49
710F16MS	48	7218	154	7418V	155	747F16	49
710F20	48	7218V	154	7420	155	747F1645	49
710F20MS	48	7220	154	7420V	155	747F8	49
710K	176	7220V	154	742F10	49	747F845	49
710L	176	722F	50	742F1045	49	747F845MS	49
7110	154	723F	50	742F10MS	49	748	155
7110V	154	724F	50	742F12	49	748F10	49
7112	154	725	189	742F1245	49	748F1045	49
7112V	154	725F	50	742F5	49	748F12	49
7115	154	726	154	742F545	49	748F1245	49
7115V	154	726F	50	742F6	49	748F12MS	49
711F12	48	726V	154	742F645	49	748F14	49
711F12MS	48	727	154	742F8	49	748F16	49
711F14	48	727F	50	742F845	49	748F1645	49
711F14MS	48	727V	154	743F10	49	748F8	49
711F16	48	728	154	743F1045	49	748F845	49
711F16MS	48	728F	50	743F12	49	748V	155
711F20	48	728V	154	743F1245	49	749	155
711F20MS	48	729F	50	743F5	49	749F10	50
712F10	48	72S10	50	743F545	49	749F1045	50
712F12	48	72S10V	154	743F6	49	749F12	50
712F12MS	48	72S12	154	743F645	49	749F1245	50
712F14	48	72S12V	154	743F8	49	749F14	50
712F14MS	48	72S15	154	743F845	49	749F16	50
712F16	48	72S15V	154	744F10	49	749F20	50
712F16MS	48	72S6	154	744F1045	49	749V	155
712F20	48	72S6V	154	744F12	49	750	179
712F20MS	48	72S8	154	744F1245	49	7509	179
713F12	48	72S8V	154	744F5	49	750AZ	180
713F12MS	48	730	179	744F545	49	750BZ	180
713F14	48	7308	179	744F6	49	750F10	50
713F14MS	48	730AZ	180	744F645	49	750F1045	50
713F16	48	730BZ	180	744F8	49	750F12	50
713F16MS	48	730F	50	744F845	49	750F1245	50
713F20	48	730SB	50	745F10	49	750F14	50
713F20MS	48	730V	181	745F1045	49	750F16	50

Alpha Numerical Index

Part No.	PAGE	Part No.	PAGE	Part No.	PAGE	Part No.	PAGE
750F20	50	7828	155	8030V	155	8302	179
750SB	50	7828V	155	8032	155	8302B	182
750V	181	7832	155	8032V	155	8302V	181
7510	155	7832V	155	8051	190	8303	179
7510V	155	790	184	80512	190	8303B	182
7512	155	7912	155	8052	190	8303V	181
7512V	155	7912V	155	80R	65	830SB	181
7515	155	7915	155	80V4	64	8330	156
7515V	155	7915V	155	80V5	64	8330V	156
7518	155	7918	155	80V6	64	8332	156
7518V	155	7918V	155	8101	190	8332V	156
751F12	50	7920	155	81012	190	8334	156
751F1245	50	7920V	155	8102	190	8334V	156
751F14	50	7922	155	8122	155	8338	156
751F16	50	7922V	155	8122V	155	8338V	156
751F20	50	7925	155	8125	155	8340	156
7520	155	7925V	155	8125V	155	8340V	156
7520V	155	7930	155	8130	155	83R	65
7525	155	7930V	155	8130V	155	83V5	64
7525V	155	7932	155	8132	155	83V6	64
752F16	50	7932V	155	8132V	155	83V8	64
755	189	79R	65	8151	192	8432	156
7610	155	79V4	64	81512	192	8432V	156
7610V	155	79V5	64	816	192	8434	156
7612	155	7R10	35	817	192	8434V	156
7612V	155	7R10MS	35	81R	65	8438	156
7615	155	7R10SB	35	81V4	64	8438V	156
7615V	155	7R12	35	81V5	64	8440	156
7618	155	7R12MS	35	81V6	64	8440V	156
7618V	155	7R14	35	820	182	84R	65
7620	155	7R14MS	35	8201	179	84V6	64
7620V	155	7R16	35	8201A	179	84V8	64
7625	155	7R16MS	35	8201AV	181	850	182
7625V	155	7R20	35	8201B	182	8502B	182
769	184	7R20MS	35	8201C	182	8502V	181
770	184	7R6	35	8201V	181	8503	179
7712	155	7R6MS	35	8202	179	8503B	182
7712V	155	7R8	35	8202B	182	8503V	181
7715	155	7R8MS	35	8202V	181	850SB	181
7715V	155	7SG10	54	8203	179	8532	156
7718	155	7SG10MS	54	8203B	182	8532V	156
7718V	155	7SG12	54	8203V	181	8540	156
7720	155	7SG12MS	54	820SB	181	8540V	156
7720V	155	7SG6	54	8225	156	85R	65
7725	155	7SG6MS	54	8225V	156	85V6	64
7725V	155	7SG8	54	8230	156	85V8	64
7732	155	7SG8MS	54	8230V	156	8634	156
7732V	155	8001	191	8232	156	8634V	156
775	189	80012	191	8232V	156	8640	156
780	184	8002	191	8234	156	8640V	156
7812	155	8011	191	8234V	156	8678	162
7812V	155	80112	191	82R	65	8688	162
7815	155	8012	191	82V5	64	8698	162
7815V	155	8018	155	82V6	64	86R	65
7818	155	8018V	155	82V8	64	86V10	64
7818V	155	8022	155	830	182	86V12	64
7820	155	8022V	155	8301	179	86V6	64
7820V	155	8025	155	8301A	179	86V8	64
7825	155	8025V	155	8301AV	181	87010	162
7825V	155	8030	155	8301V	181	8708	162

Part No.	PAGE	Part No.	PAGE	Part No.	PAGE	Part No.	PAGE
87110	163	92R4	32	9R125B	35	AE25	431
8718	163	92R5	32	9R14	35	AE35	431
87212	163	92R5SB	32	9R14MS	35	AE50	431
8728	163	92R6	32	9R16	35	AE501	414
87310	163	930	176	9R16MS	35	AE502	414
87313	163	93C3	33	9R20	35	AE503	414
87412	163	93C4	33	9R20MS	35	AE70	431
87514	163	93C5	33	9R8	35	AE95	431
87614	163	93C6	33	9R8MS	35	AE510	431
87714	163	93R3	32	9SG10	54	AE516	431
87R	65	93R4	32	9SG10MS	54	AES2210	440
87V10	64	93R5	32	9SG12	54	AES22120	440
87V12	64	93R5SB	32	9SG6	54	AES22150	440
87V16	64	93R6	32	9SG8	54	AES2216	440
87V8	64	93R8	32	9SG8MS	54	AES22185	440
88R	65	94C4	33	A10	430	AES22240	440
88V10	64	94C5	33	A150	430	AES2225	440
88V12	64	94C6	33	A1625	430	AES2235	440
88V8	64	94C8	33	A185	430	AES2250	440
8R10	35	94R4	32	A2210	438	AES2270	440
8R10MS	35	94R5	32	A22150	438	AES2295	440
8R10SB	35	94R5SB	32	A221625	438	AES25	431
8R12	35	94R6	32	A22185	438	AES35	431
8R12MS	35	94R8	32	A22240	438	AES50	431
8R14	35	950	176	A22300	438	AES70	431
8R14MS	35	950V	177	A2235	438	AE595	431
8R16	35	95B	28	A2250	438	AH120120	140
8R16MS	35	95B10	26	A2270	438	AH7070	140
8R20	35	95B1045	26	A2295120	438	AH9595	140
8R20MS	35	95B1090	26	A22SET	438	AHP700L	385
8R8	35	95B10MS	26	A300	161	AS105FHP	393
8R8MS	35	95B10SB	26	A35	430	AS120FHP	393
8SG10	54	95B12	26	A50	430	AS65FHP	392
8SG10MS	54	95B1245	26	A70	430	AST22120	439
8SG12	54	95B1290	26	A95120	430	AST2225	439
8SG6	54	95B12MS	26	AD22120	438	AST2235	439
8SG8	54	95B12SB	26	AD22150185	438	AST2250	439
8SG8MS	54	95B16	26	AD2225	438	AST2270	439
90507606	593	95B1645	26	AD2235	438	AST2295	439
90508068	593	95B1690	26	AD2250	438	B2210	433
90508238	593	95B16MS	26	AD2270	438	B22120	433
90510593	593	95BSB	28	AD2295	438	B22150	433
90525159	593	95C4	33	AD25	430	B2216	433
90541693	593	95C5	33	AD35	430	B22185	433
90541707	593	95C6	33	AD50	430	B22240	433
90542657	554	95C8	33	AD70	430	B2225	433
91C3	33	95R4	32	AD95	430	B22300	433
91C4	33	95R5	32	AE10	431	B2235	433
91C5	33	95R6	32	AE16	431	B2250	433
91R3	32	95R8	32	AE2210	440	B226	433
91R3SB	32	96C5	33	AE22120	440	B2270	433
91R4	32	96C6	33	AE22150	440	B2295	433
91R5	32	96C8	33	AE2216	440	B22SET	433
920	176	97C5	33	AE22185	440	BAG9698	164
920V	177	97C6	33	AE22240	440	BAG9708	164
92C3	33	97C8	33	AE2225	440	BAG9718	164
92C4	33	9R10	35	AE2235	440	BAG9728	164
92C5	33	9R10MS	35	AE2250	440	BAG9738	164
92C6	33	9R12	35	AE2270	440	BAK9698	164
92R3	32	9R12MS	35	AE2295	440	BAK9708	164

Part No.	PAGE	Part No.	PAGE	Part No.	PAGE	Part No.	PAGE
BAK9718	164	DP2250	436	ESG25L	342	HA2510	452
BAK9728	164	DP2270	436	ESG45EF	345	HA25150	452
BAK9738	164	EBS12	338	ESG45ES1	345	HA251625	452
BNC501	415	EBS12L	339	ESG45L	345	HA25185	452
C16	430	EBS8	338	ESG50EF1	346	HA25240	452
C2216	439	EBS8L	339	ESG50ES	346	HA25300	452
C2225	439	EG1	395	ESG50L	346	HA2535	452
C2235	439	EHP2380	382	ESG55EF	347	HA25400	452
C2250	439	EHP3	383	ESG55ES	347	HA2550	452
C25	430	EHP4115	384	ESG55L	347	HA25500	452
C35	430	EHP4230	384	ESG85EF1	349	HA2570	452
C50	430	EK12030L	330	ESG85ES1	349	HA2595120	452
CK16	139	EK12042L	332	ESG85L	349	HA410	420
CK25	139	EK120IDL	329	ESSG105L	395	HA41625	420
CK35	139	EK120UL	334	ESSG65I	395	HA435	420
CK35BK	139	EK120UNVL	358	ESSGG85L	395	HA450	420
CK50	139	EK1550	308	F10	428	HA45150	455
CK70	139	EK1550G	310	F16	428	HA45185	455
CK95	139	EK354	314	F2210	435	HA45240	455
CK95BK	139	EK354L	316	F2216	435	HA45300	455
CMGSK	139	EK354SETHD	314	F2225	435	HA45400	455
CR501	415	EK354SETHR	314	F2235	435	HA45500	455
CR502	415	EK5018L	320	F2250	435	HA470	420
CR503	415	EK505L	318	F2270	435	HA510	425
CR504	415	EK505LSETHD	318	F25	428	HA5150	425
CR505	415	EK505LSETHR	318	F35	428	HA51625	425
CS1022	129	EK50ML	278	F50	428	HA535	425
CS1228	129	EK50MLL	278	FHP2	381	HA550	425
CS1428	129	EK6022L	324	FTA1	402	HA570	425
CS1635	129	EK6022LSETD	324	FTA4	402	HA595120	425
CS818	129	EK6022LSETR	324	GR1698	160	HAD13120	446
D10	428	EK60UNVL	357	GR1690	158	HAD13150185	446
D120	428	EK60UNVLSETR	357	GR1708	160	HAD1325	446
D150	428	EK60VPFTL	327	GR170W	159	HAD1335	446
D16	428	EK60VPL	326	GR1718	160	HAD1350	446
D185	428	EKM6022L	322	GR171G	159	HAD1370	446
D2210	436	EKM60IDL	328	GR1728	160	HAD1395	446
D22120	436	EKM60UNVL	356	GR172R0	159	HAD25120	452
D22150	436	EKP1	312	GR1738	160	HAD25150185	452
D2216	436	ES105E	378	GR173B	159	HAD25240	452
D22185	436	ES105L	352	GR4698	157	HAD2525	452
D22240	436	ES120E	379	GR4698D0	204	HAD25300	452
D2225	436	ES20	340	GR4708	157	HAD2535	452
D22300	436	ES20E	340	GR4708D0	204	HAD2550	452
D2235	436	ES20L	341	GR4718	157	HAD2570	452
D2250	436	ES32	343	GR4718D0	205	HAD2595	452
D226	436	ES32E	343	GR4728	157	HAD425	420
D2270	436	ES32F	343	GR4728D0	205	HAD435	420
D2295	436	ES32FE	343	GR4738	157	HAD450	420
D22SET	436	ES32FL	344	GR4738D0	205	HAD45150185	455
D25	428	ES32L	344	H2270	439	HAD45240	455
D35	428	ES65E	348	HA1310	446	HAD45300	455
D50	428	ES65L	348	HA13150	446	HAD525	425
D6	428	ES85E	350	HA131625	446	HAD535	425
D70	428	ES85L	350	HA13185	446	HAD550	425
D95	428	ESG105EF	351	HA13240	446	HAD570	425
DNAW3	524	ESG105ES	351	HA1335	446	HAD595	425
DNAW3M	524	ESG105L	351	HA1350	446	HAE13120	448
DNK742	252	ESG25EF	342	HA1370	446	HAE13150	448
DNP2	403	ESG25ES	342	HA1395120	446	HAE13185	448

Part No.	PAGE	Part No.	PAGE	Part No.	PAGE	Part No.	PAGE
HAE13240	448	HAH1395	447	HC416	420	HDP1395	444
HAE1325	448	HAH25120	453	HC425	420	HDP25120	450
HAE1335	448	HAH2570	453	HC516	425	HDP2550	450
HAE1350	448	HAH2595	453	HC525	425	HDP2570	450
HAE1370	448	HAST13120	446	HC535	425	HDP2595	450
HAE1395	448	HAST1325	446	HD13120	444	HF13120	444
HAE25120	454	HAST1335	446	HD13150	444	HF13150	444
HAE25150	454	HAST1350	446	HD1316	444	HF1316	444
HAE25185	454	HAST1370	446	HD13185	444	HF1325	444
HAE25240	454	HAST1395	446	HD13240	444	HF1335	444
HAE2525	454	HAST25120	452	HD1325	444	HF1350	444
HAE2535	454	HAST2525	452	HD13300	444	HF1370	444
HAE2550	454	HAST2535	452	HD1335	444	HF1395	444
HAE2570	454	HAST2550	452	HD1350	444	HF25120	450
HAE2595	454	HAST2570	452	HD1370	444	HF25150	450
HAE410	420	HAST2595	452	HD1395	444	HF2516	450
HAE416	420	HB13120	442	HD25120	450	HF25185	450
HAE425	420	HB13150	442	HD25150	450	HF25240	450
HAE435	420	HB1316	442	HD2516	450	HF2525	450
HAE450	420	HB13185	442	HD25185	450	HF25300	450
HAE510	425	HB13240	442	HD25240	450	HF2535	450
HAE516	425	HB1325	442	HD2525	450	HF2550	450
HAE525	425	HB13300	442	HD25300	450	HF2570	450
HAE535	425	HB1335	442	HD2535	450	HF2595	450
HAE550	425	HB13400	442	HD25400	450	HF410	418
HAE570	425	HB1350	442	HD2550	450	HF416	418
HAE595	425	HB136	442	HD25500	450	HF425	418
HAES13120	448	HB1370	442	HD25625	450	HF435	418
HAES13150	448	HB1395	442	HD2570	450	HF510	423
HAES13185	448	HB13SET	442	HD2595	450	HF516	423
HAES13240	448	HB410	416	HD410	418	HF525	423
HAES1325	448	HB4120	416	HD4120	418	HF535	423
HAES1335	448	HB4150	416	HD416	418	HF550	423
HAES1350	448	HB416	416	HD425	418	HIS1310	443
HAES1370	448	HB425	416	HD435	418	HIS13120	443
HAES1395	448	HB435	416	HD450	418	HIS13150	443
HAES25120	454	HB450	416	HD451000	455	HIS1316	443
HAES25150	454	HB46	416	HD45120	455	HIS1325	443
HAES25185	454	HB470	416	HD45150	455	HIS1335	443
HAES25240	454	HB495	416	HD45185	455	HIS1350	443
HAES2525	454	HB4SET	416	HD45240	455	HIS1370	443
HAES2535	454	HB51050	422	HD45300	455	HIS1395	443
HAES2550	454	HB5120	422	HD45400	455	HIS2510	449
HAES2570	454	HB5150	422	HD45500	455	HIS25120	449
HAES2595	454	HB51670	422	HD45625	455	HIS25150	449
HAES410	421	HB5185	422	HD45800	455	HIS2516	449
HAES416	421	HB52595	422	HD46	418	HIS2525	449
HAES425	421	HB5635	422	HD470	418	HIS2535	449
HAES435	421	HBSSET	422	HD495	418	HIS2550	449
HAES450	421	HC1316	447	HD4SET	419	HIS2570	449
HAES510	426	HC1325	447	HD51050	423	HIS2595	449
HAES516	426	HC1335	447	HD5120	423	HIS410	417
HAES525	426	HC1350	447	HD5150	423	HIS416	417
HAES535	426	HC1370	447	HD51670	423	HIS425	417
HAES550	426	HC2516	453	HD5185	423	HIS435	417
HAES570	426	HC2525	453	HD52595	423	HIS450	417
HAES570	426	HC2535	453	HD5635	423	HIS470	417
HAES595	426	HC2550	453	HD5SET	424	HIS510	423
HAH13120	447	HC2570	453	HDP1350	444	HIS516	423
HAH1370	447	HC2595	453	HDP1370	444	HIS525	423

Part No.	PAGE	Part No.	PAGE	Part No.	PAGE	Part No.	PAGE
HIS535	423	HQ13150	445	HR4SET	417	HSD1	394
HIS550	423	HQ1316	445	HR51050	422	HSD2	394
HIS570	423	HQ1325	445	HR5120	422	HSD3	394
HIS595	423	HQ1335	445	HR5150	422	HSG45	300
HISQ1310	445	HQ1350	445	HR51670	422	HSG50	301
HISQ1316	445	HQ1370	445	HR5185	422	HSG55	302
HISQ1325	445	HQ1395	445	HR5240	422	HSG852	303
HISQ1335	445	HQ25120	451	HR52595	422	HSOEL10	403
HISQ1350	445	HQ25150	451	HR5635	422	HSOEL2	403
HISQ1370	445	HQ2516	451	HR5SET	423	HSOEL3	403
HISQ1395	445	HQ25185	451	HRU1310	445	HSOEL4	403
HISQ2510	451	HQ25240	451	HRU1312095	445	HSOEL5	403
HISQ25120	451	HQ2525	451	HRU13150120	445	HSOEL6	403
HISQ25150	451	HQ2535	451	HRU1316	445	HSOEL8	403
HISQ2516	451	HQ2550	451	HRU13185150	445	HST131215	447
HISQ2525	451	HQ2570	451	HRU13240185	445	HST1320	447
HISQ2535	451	HQ2595	451	HRU13300240	445	HST1346	447
HISQ2550	451	HQ410	419	HRU13300SM	445	HST138	447
HISQ2570	451	HQ416	419	HRU133525	445	HST251215	453
HISQ2595	451	HQ425	419	HRU135035	445	HST2520	453
HISQ410	419	HQ435	419	HRU137050	445	HST2546	453
HISQ416	419	HQ510	424	HRU139570	445	HST258	453
HK12030	292	HQ516	424	HRU2510	451	HTA4	404
HK12042	294	HQ525	424	HRU2512095	451	HZAE410	421
HK120U	296	HQ535	424	HRU25150120	451	HZAE416	421
HK122EL380	390	HQ550	424	HRU2516	451	HZAE44	421
HK252	388	HR13120	443	HRU25185150	451	HZAE46	421
HK252EL380	391	HR13150	443	HRU25240185	451	HZAE510	426
HK45	389	HR1316	443	HRU25300240	451	HZAE516	426
HK6018	286	HR13185	443	HRU25300SM	451	HZAE54	426
HK6022	288	HR13240	443	HRU253525	451	HZAE56	426
HK6022SETD	288	HR1325	443	HRU255035	451	HZAES410	421
HK6022SETR	288	HR13300	443	HRU257050	451	HZAES416	421
HK6022W	288	HR1335	443	HRU259570	451	HZAES44	421
HK60UNV	354	HR13400	443	HRU410	419	HZAES46	421
HK60VP	290	HR1350	443	HRU412095	419	HZAES510	426
HK60VPFT	291	HR1370	443	HRU4150120	419	HZAES516	426
HM4154	418	HR1395	443	HRU416	419	HZAES54	426
HM416	418	HR25120	449	HRU43525	419	HZAES56	426
HM4610	418	HR25150	449	HRU45035	419	IS10	427
HMC1310	447	HR2516	449	HRU47050	419	IS16	427
HMC1335	447	HR25185	449	HRU49570	419	IS2210	434
HMC1350	447	HR25240	449	HRU510	424	IS22120	434
HMC1370	447	HR2525	449	HRU512095	424	IS22150	434
HMC25120	453	HR25300	449	HRU5150120	424	IS2216	434
HMC25150	453	HR2535	449	HRU516	424	IS2225	434
HMC25185	453	HR25400	449	HRU5185150	424	IS2235	434
HMC2535	453	HR2550	449	HRU5240185	424	IS2250	434
HMC2550	453	HR2570	449	HRU5300240	424	IS2270	434
HMC2570	453	HR2595	449	HRU53525	424	IS2295	434
HMC2595	453	HR410	417	HRU55035	424	IS25	427
HMC410	420	HR4120	417	HRU57050	424	IS35	427
HMC435	420	HR4150	417	HRU59570	424	IS50	427
HMC44	420	HR416	417	HS210	402	IS501	415
HN4051	418	HR425	417	HS22	402	IS502	415
HN410	418	HR435	417	HS23	402	IS503	415
HN41525	418	HR450	417	HS24	402	IS504	415
HN416	418	HR46	417	HS25	402	IS505	415
HN446	418	HR470	417	HS26	402	IS5071	258
HQ13120	445	HR495	417	HS28	402	IS5071	278

Part No.	PAGE	Part No.	PAGE	Part No.	PAGE	Part No.	PAGE
IS70	427	K25	242	K95	242	KL050170	486
IS95	427	K250	273	KF125	140	KL050205	486
ISQ10	429	K271	230	KK120L	324	KL050205IS	462
ISQ16	429	K272	230	KK120UNVL	357	KL050205ISSB	462
ISQ2210	437	K28	231	KK35B2	308	KL055170	487
ISQ2216	437	K29	231	KK50L	316	KL055205	487
ISQ2225	437	K3	223	KK50L FLEX	550	KL055205IS	463
ISQ2235	437	K303	229	KKEK50ML	278	KL055205ISSB	463
ISQ2250	437	K32	225	KKEKP1B	312	KL060160	487
ISQ2270	437	K34	226	KKESSGG85L	395	KL060160IS	463
ISQ25	429	K35	223	KKESSGL	395	KL060160ISSB	463
ISQ35	429	K354	260	KKLS60LGL	549	KL070250	487
ISQ50	429	K36	225	KKMUNVL	356	KL070250G	487
K02	241	K37	226	KKPE	216	KL070250IS	463
K04	246	K382	227	KKTC1B	406	KL070250ISSB	463
K05	247	K3BERGO	228	KL010160	484	KL072180G	488
K05BC	246	K3BERGOSET	229	KL010160IS	460	KL072250	488
K05D	247	K39	227	KL010160ISSB	460	KL072250G	488
K05DSP	247	K4	222	KL010210	484	KL072300G	488
K05SP	247	K400	520	KL010210IS	460	KL075250	488
K06	249	k400E	520	KL010210ISSB	460	KL075250G	488
K06BC	249	K432	516	KL020165	484	KL078250G	488
K06D	250	K43290	516	KL020165IS	460	KL1000IS12	477
K06DSP	250	K432E	516	KL020165ISSB	460	KL1000IS12NM25	476
K06SP	249	K432E2	516	KL020180	484	KL1000IS12NM27	476
K07	244	K432E3	516	KL020180IS	460	KL1000IS12NM50	476
K07SP	244	K44	516	KL020180ISSB	460	KL1000IS38	477
K08	248	K46	222	KL020205	484	KL1000IS38NM25	476
K08D	248	K48	224	KL020205IS	460	KL1000IS38NM27	476
K08DSP	248	K5	243	KL020205ISSB	460	KL1000IS38NM50	476
K08SP	248	K50	259	KL026205	484	KL10010030IS	464
K09	251	K507	258	KL026205IS	460	KL10010035	490
K09bc	250	K511	252	KL030160	485	KL10010035IS	464
K09D	251	K512	252	KL035160	485	KL10010040	490
K09DSP	251	K572	235	KL040115EL	489	KL10010040IS	464
K09SP	251	K582	236	KL040115ELW	489	KL10012555	490
K1	224	K592	236	KL040128EL	489	KL10012555IS	464
K10	232	K5SP	243	KL040128ELH	489	KL10015065	490
K100	268	K6	244	KL040145	485	KL10015065IS	464
K1011	273	K60	235	KL040145IS	461	KL10017580	490
K1011E	273	K610	475	KL040145ISSB	461	KL10017580IS	464
K1012	275	K63	238	KL040160	485	KL1002555	492
K1012E	275	K64	238	KL040160IS	461	KL1007525	490
K102	269	K65	237	KL040160ISSB	461	KL1007525IS	464
K1031	270	K67	237	KL040180	485	KL1008030	490
K1041	271	K68	239	KL040180IS	461	KL10510055	490
K1051	274	K6SP	244	KL040180ISSB	461	KL10512565	490
K1061	269	K7	245	KL042190IS	461	KL10515080	490
K1062	270	K7SP	245	KL042190ISSB	461	KL1100IS10	476
K118	268	K8	245	KL044200IS	462	KL1100IS11	476
K13	240	K80	233	KL044200ISSB	462	KL1100IS12	476
K130	271	K81	233	KL045180	486	KL1100IS13	476
K14	232	K82A	234	KL045180IS	462	KL1100IS17	476
K150	272	K8SP	245	KL045200	486	KL1100IS19	476
K16	234	K907MCSet	255	KL045200IS	486	KL1100IS22	476
K18	262	K90MC32	253	KL045200ISSB	486	KL1100IS6	476
K2	241	K90MC41	253	KL045240IS	462	KL1100IS7	476
K2011	274	K90MC42	254	KL046200IS	462	KL1100IS8	476
K22	264	K93	239	KL046200ISSB	462	KL11025PH1	492
K230	272	K94	240	KL050115EL	489	KL110PH1	491

Part No.	PAGE	Part No.	PAGE	Part No.	PAGE	Part No.	PAGE
KL110PH1IS	464	KL14070IS	465	KL350	490	KL602YELL	471
KL110PH2	491	KL14080IS	465	KL361	497	KL603	471
KL110PH2IS	464	KL145100IS	466	KL365	500	KL604	507
KL110PH3	491	KL145130IS	466	KL370	497	KL604S	507
KL110PH3IS	464	KL14555IS	466	KL375	498	KL60509	473
KL1200IS1255	479	KL14560IS	466	KL380	496	KL60510	473
KL1200IS3855	479	KL14570IS	466	KL385	497	KL60511	473
KL120PZ1	491	KL14580IS	466	KL38715	498	KL605U	473
KL120PZ1IS	465	KL150TR10	491	KL38830	499	KL620S1000	472
KL120PZ2	491	KL150TR15	491	KL38954	499	KL625A1000	472
KL120PZ2IS	465	KL150TR20	491	KL390IS	469	KL625A500	472
KL120PZ3	491	KL150TR25	491	KL390TB9	470	KL628	472
KL120PZ3IS	465	KL150TR30	491	KL390TL	470	KL640GK	474
KL1210IS12PH2	479	KL150TR40	491	KL391IS	468	KL642HK	474
KL1210IS38PH2	479	KL150TX10IS	465	KL392IS	468	KL690130	474
KL1230IS12PM1	479	KL150TX15IS	465	KL393IS	468	KL698	474
KL1230IS12PM2	479	KL150TX20IS	465	KL399IS	469	KL710	521
KL1230IS12PM3	479	KL150TX25IS	465	KL400PH1170ISSB	470	KL720	523
KL1230IS38PM1	479	KL150TX30IS	465	KL400PH2170ISSB	470	KL730	521
KL1230IS38PM2	479	KL160K13	492	KL400PM1170ISSB	470	KL735PV	521
KL1230IS38PM3	479	KL160K14	492	KL400PM2170ISSB	470	KL740416	520
KL1240IS1210	478	KL160K15	492	KL400PZ1170ISSB	470	KL740828	520
KL1240IS1211	478	KL160K16	492	KL400PZ2170ISSB	470	KL745GK	520
KL1240IS1212	478	KL160K18	492	KL400S35170ISSB	470	KL745HK	521
KL1240IS1213	478	KL19073IS	466	KL400S40170ISSB	470	KL749ES	520
KL1240IS1214	478	KL2007335	493	KL400S55170ISSB	470	KL760180	516
KL1240IS1216	478	KL2007340	493	KL402	501	KL760180IS	464
KL1240IS1217	478	KL2007355	493	KL403	501	KL765FR215	517
KL1240IS1219	478	KL2007365	493	KL420200	501	KL765PV	517
KL1240IS1222	478	KL21073PH1	493	KL425400	501	KL850BS	508
KL1240IS1224	478	KL21073PH2	493	KL425600	501	KL850L	512
KL1240IS1227	478	KL22073PZ1	493	KL440F	502	KL860BM	508
KL1240IS3810	478	KL22073PZ2	493	KL449	502	KL860L	512
KL1240IS3811	478	KL23073PM1	494	KL450	502	KL870BL	509
KL1240IS3812	478	KL23073PM2	494	KL451BLUE	502	KL880B26IS	480
KL1240IS3813	478	KL25073TX10	494	KL451RED	502	KL880L	480
KL1240IS3814	478	KL25073TX15	494	KL500	503	KL890TB88	510
KL1240IS3817	478	KL25073TX20	494	KL505	503	KL890TL	511
KL1240IS3819	478	KL25073TX25	494	KL510	503	KL905B15	511
KL1260IS1214	478	KL25073TX27	494	KL515	503	KL905L	512
KL1260IS1215	478	KL25073TX30	494	KL520	503	KL910L	513
KL1260IS1216	478	KL25073TX40	494	KL540	505	KL920L	512
KL1260IS1218	478	KL290	494	KL542	506	KL925L	512
KL1260IS3814	478	KL291	495	KL542ES	506	KL925S	512
KL1260IS3815	478	KL295	495	KL544	506	KLE300IS1	470
KL1260IS3816	478	KL296	495	KL544ES	506	KLE300IS10	470
KL1260IS3818	478	KL301IS	470	KL545	506	KLE300IS11	470
KL1290IS12125	477	KL303	495	KL550	505	KLE300IS12	470
KL1290IS12250	477	KL303IS	466	KL550ES	505	KLE300IS13	470
KL1290IS38125	477	KL304	496	KL550ES	505	KLE300IS14	470
KL1290IS38250	477	KL304IS	467	KL559	505	KLE300IS15	470
KL1299IS12	477	KL305IS	467	KL580300	504	KLE300IS3	470
KL1299IS38	477	KL306IS	467	KL580500	504	KLE300IS4	470
KL1300IS12B20	475	KL310	496	KL5821000	504	KLE300IS5	470
KL1300L	475	KL315	496	KL5821250	504	KLE300IS6	470
KL130PM1IS	465	KL330	500	KL584230	504	KLE300IS7	470
KL130PM2IS	465	KL331	500	KL585200	504	KLE300IS8	470
KL140100IS	465	KL335	500	KL585250	504	KLE300IS9	470
KL14055IS	465	KL340	500	KL586	505	KL3501	490
KL14060IS	465	KL345	500	KL600	471	KLE3502	490
						KLE3503	490

Part No.	PAGE	Part No.	PAGE	Part No.	PAGE	Part No.	PAGE
KLE3504	490	KP82	256	M22610	435	MKPK1	216
KLE3505	490	KP83	256	M50154	414	MKSSG	216
KLE3506	490	KP90MC31	256	M50610	414	MKU	216
KLE3507	490	KPM15	282	M610	428	N2210	435
KLE3601	497	KPM15PRO	282	MA120	428	N2216	435
KLE3602	497	KPM15TH	282	MA18	286	N2225	435
KLE3603	497	KSK1503	147	MA22	288	N2235	435
KLE3604	497	KSK1504	148	MA4	314	N2250	435
KLE3605	497	KSK1854	148	MA5	318	NC100EP	657
KLE3606	497	KSK504	148	MA50	308	NG2115	399
KLE3607	497	KST2	403	MAVP	326	NG2230	399
KLE387151	498	KV10	43	MCT10	430	PGA1	408
KLE3871510	498	KV120	43	MC2210	439	PHD2	381
KLE3871511	498	KV15	43	MC2235	439	pk1000	374
KLE3871512	498	KV150	43	MC224	439	PK12042	368
KLE3871513	498	KV16	43	MC35	430	PK120U	370
KLE3871514	498	KV185	43	MC4	430	PK18	362
KLE387152	498	KV2.5	43	MCK1010	139	PK22	364
KLE387153	498	KV240	43	MCK1010BK	139	PK252	372
KLE387155	498	KV25	43	MCK1016	139	PK45	374
KLE387156	498	KV35	43	MCK1016BK	139	PK60UNV	355
KLE387157	498	KV4	43	MCK1025	139	PK60VP	366
KLE387158	498	KV50	43	MCK1025BK	139	PK60VPFT	367
KLE387159	498	KV6	43	MCK120120	140	Q10	429
KLE388301	499	KV70	43	MCK150150	140	Q16	429
KLE3883010	499	KV95	43	MCK185185	140	Q2210	437
KLE3883011	499	LBOXX102LFG	199	MCK2550	139	Q2216	437
KLE3883012	499	LBOXX102LFG	211	MCK2550BK	139	Q2225	437
KLE3883013	499	LBOXX136LFG	328	MCK3535	139	Q2235	437
KLE3883014	499	LBOXX136LFG	507	MCK3535BK	139	Q2250	437
KLE3883015	499	LBOXX136LFG	507	MCK3570	140	Q2270	437
KLE388302	499	LBOXX230B	211	MCK3570BK	140	Q25	429
KLE388303	499	LBOXX65B	199	MCK3595	140	Q35	429
KLE388304	499	LBOXX65BCB	199	MCK44	139	Q50	429
KLE388305	499	LBOXXEK354L	316	MCK44BK	139	Q501	414
KLE388307	499	LBOXXEK354L	316	MCK5050	140	Q5071	414
KLE388308	499	LBOXXEK505L	318	MCK5050BK	140	Q70	429
KLE389541	499	LBOXXEK505L	318	MCK7095	140	R10	427
KLE3895413	499	LBOXXEKM6022L	322	MK105L	140	R120	427
KLE389542	499	LBOXXEKM6022L	322	MK12025	140	R150	427
KMF1	403	LBOXXEKM60UNVL	356	MK12042	140	R16	427
KP1	256	LBOXXEKM60UNVL	356	MK120U	140	R185	427
KP1L	256	LBOXXES32L	344	MK18	215	R2210	434
KP232	256	LBOXXES32L	344	MK210B	209	R22120	434
KP242	256	LBOXXLB18	507	MK210L	214	R22150	434
KP303	256	LBOXXLS50LFLEX	550	MK22	216	R2216	434
KP304	256	LG4F	399	MK220B	210	R22185	434
KP312	256	LG4FGL	399	MK220L	214	R22240	434
KP350	256	LG5	399	MK230B	214	R2225	434
KP351	256	LG6	400	MK230B507	210	R22300	434
KP352	256	LGL1	400	MK230L	214	R2235	434
KP631	257	LGL2	400	MK50	214	R2250	434
KP632	281	LGL3	401	MK55	214	R226	434
KP64	257	LGML1	278	MK6018	214	R2270	434
KP65	257	LS50LFLEX	550	MK6022	214	R2295	434
KP66	256	LS60L	549	MK60UNV	214	R22SET	434
KP67	257	M154	428	MK60VP	214	R25	427
KP68	257	M16	428	MK852	214	R35	427
KP80	256	M22154	435	MK852	303	R50	427
KP81	256	M2216	435	MKHSG55	302	R501	414

Part No.	PAGE	Part No.	PAGE	Part No.	PAGE	Part No.	PAGE
R502	414	RU3525	429	SK45B	207	ST1717IS	91
R6	427	RU5035	429	SK47B	207	ST1718	93
R70	427	RU7050	429	SK4L	213	ST1718IS	91
R95	427	RU9570	429	SK50B	198	ST1719	93
RA5	397	S18	432	SK65B	198	ST1719IS	91
RAL1	398	SAK10	137	SK65L	215	ST1720	93
RAL2	398	SAK11	137	SK82P	212	ST1720IS	91
RAL3	398	SAK12	137	SK82S	212	ST1721	93
RAM2	397	SAK13	137	SKP1	257	ST1721IS	91
RAM3	397	SAK14	137	SKP6	258	ST1722	93
RAML1	278	SAK15	137	SKR1204	149	ST1722IS	91
RH12050	83	SAK16	137	SKR1501504	149	ST1B	201
RH12070	83	SAK17	137	SKR1503	149	ST1L	201
RH12095	83	SAK18	137	SKR1504	149	ST21B	200
RH150120	83	SAK19	137	SKR150504	149	ST21L	200
RH15070	83	SAK20	137	SKR1854	149	ST221215	439
RH15095	83	SAK21	137	SKV10	53	ST2220	439
RH185120	83	SAK22	137	SKV1525	53	ST2246	439
RH185150	83	SAK23	137	SKV16	53	ST228	439
RH18595	83	SAK24	137	SKV25	53	ST22B	200
RH240120	83	SAK25	137	SKV35	53	ST22L	200
RH240150	83	SAK30	138	SKV4	53	ST23B	200
RH240185	83	SAK31	138	SKV50	53	ST23L	200
RH2510	83	SAK32	138	SKV6	53	ST2B	202
RH2516	83	SAK33	138	SLSN34	546	ST2L	202
RH300150	83	SAK34	138	SLSNDS34	546	ST31B	202
RH300185	83	SAK35	138	SLSNN34	546	ST31L	202
RH300240	83	SAK36	138	SR106	51	ST32B	203
RH3510	83	SAK37	138	SR108	51	ST32L	203
RH3516	83	SAK38	138	SR166	51	ST33B	204
RH3525	83	SAK39	138	SR168	51	ST33L	204
RH400185	83	SAK40	138	SR256	51	ST3B	203
RH400240	83	SAK41	138	SR258	51	ST3L	203
RH400300	83	SAK43	138	SR3510	51	ST5L	205
RH5016	83	SAK44	138	SR356	51	ST9698	163
RH5025	83	SAK45	138	SR358	51	ST9708	163
RH5035	83	SAK46	138	SR5010	51	ST9718	163
RH7025	83	SAK47	138	SR506	51	ST9728	163
RH7035	83	SB501	415	SR508	51	ST9738	163
RH7050	83	SDG105	378	SR65	51	STV10	52
RH9535	83	SDG45	375	SR66	51	STV1525	52
RH9550	83	SDG50	375	SSG105	394	STV16	52
RH9570	83	SDG55	376	SSG65	394	STV25	52
RU10	429	SDG852	377	SSG852	394	STV35	52
RU12095	429	SDK105	378	SSG105	394	STV4	52
RU150120	429	SDK120	379	SSG85	394	STV50	52
RU16	429	SDK65	376	ST11B	201	STV6	52
RU185150	429	SDK85	377	ST11L	201	SV10	52
RU2210	437	SH271	156	ST12B	202	SV100	141
RU2212095	437	SH272	156	ST12L	202	SV1525	52
RU22150120	437	SH273	156	ST13B	203	SV16	52
RU2216	437	SK120L	215	ST13L	203	SV200	141
RU22185150	437	SK303P	208	ST15B	201	SV200BK	141
RU22240185	437	SK303S	208	ST15L	201	SV25	52
RU22300240	437	SK30B	206	ST1705	93	SV300	142
RU223525	437	SK30L	213	ST1710	93	SV300V	142
RU225035	437	SK32B	206	ST1715	93	SV301	142
RU227050	437	SK32L	213	ST1716	93	SV301AK	142
RU229570	437	SK43L	213	ST1716IS	91	SV301AKV	142
RU240185	429	SK43NB	209	ST1717	93	SV301AKVK	142

Part No.	PAGE	Part No.	PAGE	Part No.	PAGE	Part No.	PAGE
SV301V	142	TAS50	136	UCM12	359	VHR703	104
SV302	142	TAS6	136	UCM5	359	VHR704	105
SV302AK	142	TAS70	136	UCM6	359	VHR95	102
SV302AKV	142	TAS95	136	UCM8	359	VHR953	104
SV302V	142	TC1U	406	UCN2980	359	VHR954	105
SV303	142	TCCUNI	406	UCUNC12	359	ZAE10	431
SV303AK	142	TEKP1	281	UCUNC14	359	ZAE16	431
SV303AKNL	142	TEKP1A50	281	UCUNC38	359	ZAE2210	440
SV303V	142	TF130L	406	UPD6	359	ZAE2216	440
SV304AKNL	142	TF70L	406	VHD120	103	ZAE224	440
SV304AKNLV	142	THK120	368	VHD1203	104	ZAE226	440
SV305	144	THK18	362	VHD1204	105	ZAE4	431
SV305AK	144	THK22	364	VHD150	103	ZAE6	431
SV305AKV	144	TK95	243	VHD1503	104	ZAES10	432
SV305V	144	TP1000	406	VHD1504	105	ZAES16	432
SV306	144	TPC15	406	VHD16	103	ZAES2210	441
SV306AK	144	TS10B	290	VHD185	103	ZAES2216	441
SV306AKV	144	TS10B	291	VHD1853	104	ZAES224	441
SV306V	144	TS10B	326	VHD1854	105	ZAES226	441
SV307AKNL	142	TS10B	327	VHD240	103	ZAES4	432
SV307V	142	TT2	217	VHD2403	104	ZAES6	432
SV308	142	TT4	217	VHD2404	105	ZST3	402
SV309	143	TV10	42	VHD25	103	ZST4	402
SV309AK	143	TV120	42	VHD300	103		
SV309AKV	143	TV15	42	VHD35	103		
SV309AKVVK	143	TV150	42	VHD353	104		
SV309V	143	TV16	42	VHD354	105		
SV310	143	TV185	42	VHD400	103		
SV310AKV	143	TV2.5	42	VHD50	103		
SV310AKV	143	TV240	42	VHD503	104		
SV310V	143	TV25	42	VHD504	105		
SV311AKNL	143	TV35	42	VHD70	103		
SV312AKNL	143	TV4	42	VHD703	104		
SV312AKNLV	143	TV50	42	VHD704	105		
SV315	143	TV6	42	VHD95	103		
SV315V	143	TV70	42	VHD953	104		
SV319AKNLV	143	TV95	42	VHD954	105		
SV320	143	TW150	401	VHR120	102		
SV320V	143	TW50	401	VHR1203	104		
SV35	52	TWEHP3	401	VHR1204	105		
SV4	52	UA12P	359	VHR150	102		
SV400	145	UA12TKL	359	VHR1503	104		
SV405V	145	UA18	359	VHR1504	105		
SV410	145	UA22	359	VHR16	102		
SV410AK	145	UA5	359	VHR185	102		
SV420	145	UA6P	359	VHR1853	104		
SV420AK	145	UAM	359	VHR1854	105		
SV420V	145	UC26	359	VHR240	102		
SV430	146	UC40	359	VHR2403	104		
SV430AK	146	UCAC107	359	VHR2404	105		
SV440	146	UCACSR	359	VHR25	102		
SV440AK	146	UCBC110	359	VHR300	102		
SV440AKVK	146	UCBC120	359	VHR35	102		
SV50	52	UCBC150	359	VHR353	104		
SV6	52	UCBC85	359	VHR354	105		
T15	402	UCD3215	359	VHR400	102		
TAS10	136	UCD3515	359	VHR50	102		
TAS16	136	UCD3575	359	VHR503	104		
TAS25	136	UCF	359	VHR504	105		
TAS35	136	UCM10	359	VHR70	102		



Easier to find, what's needed.

A system from connecting material to tools.

Connecting material

Electrical connection systems
Tubular cable lugs and connectors, blue connection® - Cu

Built connectors, blue connection®

Max. connection

- Approved multi-stranded conductors to VDE 0295 Class 3
- Accurate assignment of crimping tool/crimping die through colour-coding system
- Lock crimpings due to max. crimping width
- Reduced crimp due to compact dimensions

Characteristics

- Total cross-section 6 - 400 mm²
- Processing takes place without the use of additional sleeves
- Approved material properties material and crimping properties
- Precise and machining for easy cable insertion

Material

- Copper acc. to EN 13000

Surface

- Tin-plated

Order info

- Now also available in handy plastic boxes for smaller requirements, part number appendix "SB"

Nominal cross section mm²	Part No.	Dimension mm				Weight 100 pcs., kg	Diameter mm
		Ø	Ø	Ø	Ø		
5	8B	3.00	5.00	25.00	0.225	50°	
10	10B	4.00	6.00	25.00	0.360	50°	
16	16B	5.00	7.00	25.00	0.540	50°	
25	25B	6.00	8.00	25.00	0.810	50°	
35	35B	7.00	9.00	25.00	1.080	50°	
50	50B	8.00	10.00	25.00	1.350	50°	
70	70B	10.00	12.00	25.00	1.800	50°	
95	95B	12.00	14.00	25.00	2.250	50°	
120	120B	14.00	16.00	25.00	2.700	50°	
150	150B	16.00	18.00	25.00	3.150	50°	
185	185B	18.00	20.00	25.00	3.600	50°	
240	240B	22.00	24.00	25.00	4.500	50°	
300	300B	26.00	28.00	25.00	5.400	50°	
400	400B	32.00	34.00	25.00	6.750	50°	

Tools: see chart page 29

Tool recommendation

Electrical connection systems
Tubular cable lugs and connectors, blue connection® - Cu

Tool application chart
Tubular cable lugs and butt connectors
"blue connection®"

Crimping range
mm

Crimping profile

Crimping range	Crimping profile	Mechanical crimping tools	Hydraulic crimping tools	Hand crimping tools	Hydraulic crimping tools	Hydraulic crimping tools	Crimp range	Part No.
10-30	10-30	•	•	•	•	•	10-30	290
4-150	4-150	•	•	•	•	•	4-150	291
6-300	6-300	•	•	•	•	•	6-300	292
10-120	10-120	•	•	•	•	•	10-120	293
16-400	16-400	•	•	•	•	•	16-400	294
25-150	25-150	•	•	•	•	•	25-150	295

3 The pictogram of the connecting material refers to the appropriate tool chart with recommended tools.

4 Select the preferred tool type.

5 Pre-selection of suitable crimping tools considering crimping range and crimping profile.

6 Page number indicated refers to the crimping tools.

1 Select connecting material.

2 Via cross-reference to the tool chart.

3 The pictogram of the connecting material refers to the appropriate tool chart with recommended tools.

4 Select the preferred tool type.

5 Pre-selection of suitable crimping tools considering crimping range and crimping profile.

6 Page number indicated refers to the crimping tools.



Crimping tools

Crimping and cutting tools Klauke®
Mechanical crimping tools

K 35/4 Crimping tool for interchar **7** K 35/4 Crimping tool for interchar

8 Available dies for Series 4 for K 35/4

Available for	35/4	Connecting material	Crimping range (mm)	Crimp profile	Page
Subtable for					416
Tubular cable lugs and connectors (blue connection) for compacted conductors acc. to VDE 0298, class 2					
Tubular cable lugs and connectors, Cu, standard type, tubular cable lugs for multiple connections			6 - 150		417
Insulated tubular cable lugs and connectors, standard type, insulated pin terminals			10 - 70		417
Tubular cable lugs and connectors for fine stranded conductors			10 - 35		418
Tubular cable lugs and compression joints for solid conductors			1.5 - 16		418
Tubular cable lugs and connectors, Ni, stainless steel					419
Tubular cable lugs and connectors, stainless steel			0.5 - 16		419
Tubular cable lugs and connectors, Ni			0.5 - 16		419
Compression cable lugs and connectors acc. to DIN - Cu					420
Compression cable lugs (DIN 46232) and connectors (DIN 46237, part 1) - Cu			6 - 120		420
Terminal, connector and pin terminals acc. to DIN - Cu					421
Terminal terminals (DIN 46232), connectors (DIN 46241), pin terminals (DIN 46232) - Cu			10 - 35		421
Insulated endless terminals and connectors			10 - 16		421
Sleeves for compacted conductors and sector shaped conductors					421
Pre-insulating dies for sector shaped Al and Cu conductors			10mm - 150mm / 120mm		422
Aluminum compression cable lugs and connectors to DIN					422
Aluminum compression cable lugs and connectors to DIN			10 - 70		422
Compression plates for full tension connections of Al alloy acc. to DIN EN 50162			25 - 50		422
Aluminum/copper compression cable lugs and connectors					423
Aluminum/copper compression cable lugs and connectors			10 - 70		423
Change and screw connectors			10 - 70		423
Change, Crimp			4 - 30		423
Cable end sleeves					423
Cable end sleeves			10 - 60		423
Two cable end sleeves			2 x 4 - 2 x 16		421
Two cable end sleeves for fine stranded conductors			2 x 4 - 2 x 16		421
Cable end sleeves for fine stranded conductors			2 x 4 - 2 x 16		421

Please observe the instructions in the technical tables when choosing connectors!

261

- 7** Select crimping tool.
- 8** For tools with interchangeable dies, crimping dies are selected from the Available dies chart.
- 9** From the chart, referring to the connecting material to be crimped, continue to the crimping dies via the page number indicated.

Crimping dies

Crimping dies Klauke®
Series 4

4

Crimping dies, blue connection® HB 4

Accurate adjustment of crimping tool/imping die through colour-coding system

10 Suitable for Tubular cable lugs and connectors, blue connection® for compacted conductors acc. to VDE 0298 Class 2

11 Use connector

Crimp section (mm)	Part No.	Crimping width (mm)	Number of crimps
6	HB40	9	1
10	HB10	9	1
16	HB16	9	1
25	HB25	9	1
35	HB35	9	1
50	HB50	9	1
70	HB70	5	2
95	HB95	5	2
120	HB120	5	2
150	HB150	5	2

Crimping die set 6 - 150 mm², blue connection

Accurate adjustment of crimping tool/imping die through colour-coding system

Suitable for Tubular cable lugs and connectors, blue connection® for compacted conductors acc. to VDE 0298 Class 2

Part No. HB40

416

- 10** Select the correct chart from pictograms for connecting material and crimp profile.
- 11** In the chart, select the crimping die that matches the nominal cross section to be crimped.



Connecting material

Blue connection	Tubular cable lugs and connectors, blue connection – Cu	Ni	Tubular cable lugs and connectors – Ni	Alfrey	Compression cable lugs and connectors for Alfrey cables		Twin cable end-sleeves
	Tubular cable lugs and connectors – Cu, standard design	DIN	Compression cable lugs and connectors to DIN – Cu	Al/St	Compression cable lugs and connectors for Al/St cables		Insulated cable connectors
	Insulated tubular cable lugs and connectors; standard type		Solderless terminals, connectors and pin terminals to DIN – Cu	Al/Cu	Compression cable lugs and connectors – Al/Cu		Non-insulated receptacles
	Tubular cable lugs and connectors for fine stranded conductors		Insulated solderless terminals		C-clamps		
	Tubular cable lugs and connectors for solid conductors		Sleeves for compacted conductors and sector-shaped conductors – Cu		H-clamps		
VA	Tubular cable lugs and connectors – stainless steel	Al	Compression cable lugs and connectors to DIN – Al		Cable end-sleeves		

Crimping profiles

	Hexagonal crimping		Roll crimping		Oval crimping		Quad-point indent crimping
	Round crimping		Indent crimping		Four point crimping		Trapezoid crimping
	Indent crimping tubular cable lug		Special trapezoid crimping		Indent crimping cable end-sleeves		
	Gas-tight oval crimping		Square crimping		Indent crimping compression cable lugs		



Crimping and cutting tools

6ton	Crimping force	2K	2-component plastic case	MRS	Manual retraction stop	Energy Save V	Energy saving function
42mm	Opening width, C-heads		Rotating head	MRS+	Manual retraction stop with teach-in function	LED	Workplace illumination
	Narrow crimping		Two-stage hydraulics		Electronic control		Audible error message/ Intelligent Pressing System
	Wide crimping		Quick stop		Maintenance indicator		Environmentally-friendly hydraulic oil
	Centering system		Automatic retraction		NiMH battery		Easy handling / one-button operating concept
Cu Al	Copper and aluminum cable		Manual retraction		Li-Ion battery		PowerSense technology
Al/St	Al/St cables		Automatic positioning control		Rated voltage		Evaluation function via USB adapter



Hand tools

	Slot		PZ (cross-slotted)		with chamfer		Triangle
	PH (cross-slotted)		Torx TR		Groove		Stepped external square
	SQ		Plus-minus		Clamp		ESD
	Torx Plus		Two-way key bit		Torx		
	Hexagon socket		without chamfer		Half-moon		

Measuring instruments

	Measuring category 1		TRUE RMS effective value measurement
	Measuring category 2		Lifetime Warranty
	Measuring category 3		
	Measuring category 4		

Test mark

	VDE		DET NORSCHE VERITAS
	IEC		Insulated acc. to IEC 60900
	CSA		CE
	UL		GS
			Germanischer Lloyd

www.klauke.com

Strong brands for your success:

Klauke[®]



Gustav Klauke GmbH

Auf dem Knapp 46
D-42855 Remscheid

Phone: +49 (0) 2191 / 907 - 0

Fax: +49 (0) 2191 / 907 - 205

email: info@klauke.textron.com

Internet: www.klauke.com

Ваш поставщик:
ООО "КОМПАНИЯ ОПТУЛС"
Москва, ул.Иловайская, д.3
Тел.: +7 (495) 646-00-96
E-Mail: sale@opttools.ru
Internet: www.opttools.ru